

**FOSCARNET SODIUM- foscarnet sodium injection, solution**  
**Baxter Healthcare Corporation**

-----  
**FOSCARNET SODIUM INJECTION**

**(For Central Intravenous Infusion Only.**

**Must Be Diluted for Peripheral intravenous Infusion)**

**WARNING**

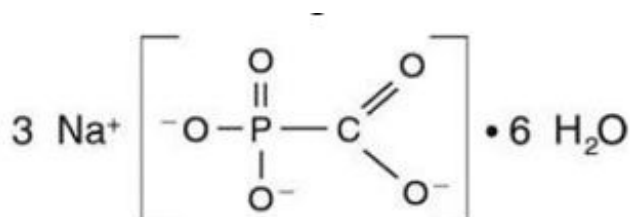
**RENAL IMPAIRMENT IS THE MAJOR TOXICITY OF FOSCARNET SODIUM INJECTION. FREQUENT MONITORING OF SERUM CREATININE, WITH DOSE ADJUSTMENT FOR CHANGES IN RENAL FUNCTION, AND ADEQUATE HYDRATION WITH ADMINISTRATION OF FOSCARNET SODIUM INJECTION IS IMPERATIVE. (See ADMINISTRATION section; Hydration.)**

**SEIZURES, RELATED TO ALTERATIONS IN PLASMA MINERALS AND ELECTROLYTES, HAVE BEEN ASSOCIATED WITH FOSCARNET SODIUM INJECTION TREATMENT. THEREFORE, PATIENTS MUST BE CAREFULLY MONITORED FOR SUCH CHANGES AND THEIR POTENTIAL SEQUELAE. MINERAL AND ELECTROLYTE SUPPLEMENTATION MAY BE REQUIRED.**

**FOSCARNET SODIUM INJECTION IS INDICATED FOR USE ONLY IN IMMUNOCOMPROMISED PATIENTS WITH CMV RETINITIS AND MUCOCUTANEOUS ACYCLOVIR-RESISTANT HSV INFECTIONS. (See INDICATIONS section).**

**DESCRIPTION**

The chemical name of foscarnet sodium is phosphonoformic acid, trisodium salt. Foscarnet sodium is a white, crystalline powder containing 6 equivalents of water of hydration with an empirical formula of  $\text{Na}_3\text{CO}_5\text{P}\cdot 6\text{H}_2\text{O}$  and a molecular weight of 300.1. The structural formula is:



Foscarnet sodium injection has the potential to chelate divalent metal ions, such as calcium and magnesium, to form stable coordination compounds. Foscarnet sodium injection is a sterile, isotonic aqueous solution for intravenous administration only. The solution is clear and colorless. Each milliliter of foscarnet sodium Injection contains 24 mg of foscarnet sodium hexahydrate in Water for Injection, USP. Hydrochloric acid may have been added to adjust the pH of the solution to 7.4. Foscarnet sodium injection

contains no preservatives.

## **VIROLOGY**

### **Mechanism of Action**

Foscarnet exerts its antiviral activity by a selective inhibition at the pyrophosphate binding site on virus-specific DNA polymerases at concentrations that do not affect cellular DNA polymerases. Foscarnet does not require activation (phosphorylation) by thymidine kinase or other kinases.

### **Antiviral Activity in Cell Culture**

The quantitative relationship between the cell culture susceptibility of human cytomegalovirus (CMV) or herpes simplex virus 1 and 2 (HSV-1 and HSV-2) to foscarnet and clinical response to therapy has not been established and virus sensitivity testing has not been standardized. Sensitivity test results, expressed as the concentration of drug required to inhibit by 50% the growth of virus in cell culture (EC<sub>50</sub>), vary greatly depending on the assay method used, cell type employed and the laboratory performing the test. A number of sensitive viruses and their EC<sub>50</sub> values are listed below (TABLE 1). The combination antiviral activity of foscarnet and ganciclovir or acyclovir are not antagonistic in cell culture.

**TABLE 1 Foscarnet Inhibition of Virus Replication in Cell Culture**

| <b>Virus</b>               | <b>EC<sub>50</sub> value (μM)</b> |
|----------------------------|-----------------------------------|
| CMV                        | 50 - 800*                         |
| Ganciclovir resistant CMV  | 190                               |
| HSV-1, HSV-2               | 10 -130                           |
| HSV-TK negative mutant     | 67                                |
| HSV-DNA polymerase mutants | 5 - 443                           |

\* Mean = 269 μM

### **Antiviral Activity *in vivo***

Statistically significant decreases in positive CMV cultures from blood and urine have been demonstrated in two studies (FOS-03 and ACTG-015/915) of subjects treated with foscarnet sodium Injection. Although median time to progression of CMV retinitis was increased in subjects treated with foscarnet sodium Injection, reductions in positive blood or urine cultures have not been shown to correlate with clinical efficacy in individual subjects (TABLE 2).

**TABLE 2 Blood and Urine Culture Results from CMV Retinitis Patients\***

|                   |      |      |
|-------------------|------|------|
| Blood             | +CMV | -CMV |
| Baseline          | 27   | 34   |
| End of Induction† | 1    | 60   |
| Urine             | +CMV | -CMV |
| Baseline          | 52   | 6    |

|                   |    |    |
|-------------------|----|----|
| End of Induction† | 21 | 37 |
|-------------------|----|----|

\* A total of 77 subjects were treated with foscarnet sodium Injection in two clinical trials (FOS-03 and ACTG-015/915). Not all subjects had blood or urine cultures done and some subjects had results from both cultures.  
†(60 mg/kg foscarnet sodium Injection TID for 2-3 weeks).

## Resistance

Cell culture: CMV and HSV isolates with reduced susceptibility to foscarnet have been selected in cell culture by passage of wild type virus in the presence of increasing concentrations of the drug. All foscarnet resistant isolates are known to be generated through amino acid substitutions in the viral DNA polymerase pUL54 (CMV) or pUL30 (HSV) (TABLE 3).

**TABLE 3 Summary of Foscarnet Resistance-associated DNA Polymerase Amino Acid Substitutions in Cell Culture**

|                |  |
|----------------|--|
| CMV<br>pUL54   | T419M, T552N, S585A, F595I, Q807A, M844T/V, V946L  |
| HSV-1<br>pUL30 | Y577H, E597D, A605V, L702H, V714M, L774F, L788M, D780N, L782I, P797T, L802F, V813M, V817M, Y818C, T821M, R842S, S889A, F891C, V892M, D907V, A910V, SRA914-916LCV, V958L, R959H |
| HSV-2<br>pUL30 | –  |

*In vivo*: Limited clinical data are available on the development of clinical resistance to foscarnet and many pathways to resistance likely exist. Substitutions documented in the literature in treated patients as associated with foscarnet resistance, are listed in TABLE 4.

**TABLE 4 Summary of Foscarnet Resistance-associated Amino Acid Substitutions Observed in Treated Patients**

|                |   |
|----------------|---|
| CMV<br>pUL54   | N495K, Q578H/L, D588E/N, T700A, V715M, E756D/K/Q, L773V, L776M, V781I, V787L, L802M, A809V, V812L, T813S, T821I, A834P, T838A, G841A/S, del 981-982 |
| HSV-1<br>pUL30 | S599L, D672N, R700G, V715G, A719T/V, S724N, E798K, G841C/S, A910T, Y941H  |
| HSV-2<br>pUL30 | A724T, S725G, S729N, Q732R, L783M, D785N, T844I, L850I, D912V   |

Note: Many additional pathways to foscarnet resistance likely exist

The possibility of viral resistance should be considered in patients who show poor clinical response or experience persistent viral excretion during therapy.

Cross-Resistance: The amino acid substitutions that resulted in reduced susceptibility to foscarnet and either ganciclovir, acyclovir and/or cidofovir are summarized in Tables 5 and 6.

**TABLE 5 Summary of CMV DNA polymerase Amino Acid Substitutions**

## Conferring Foscarnet Resistance with Cross-Resistance to Ganciclovir and/or Cidofovir

|                                       |           |   |
|---------------------------------------|-----------|---|
| <b>Cross-resistant to ganciclovir</b> | CMV pUL54 | Q578H, D588N, E756K, L773V, L776M, V781I, V787L, L802M, A809V, V812L, T813S, T821I, A834P, G841A/S, del 981-982 |
| <b>Cross-resistant to cidofovir</b>   | CMV pUL54 | Q578H, D588N, E756K, L773V, V812L, T813S, A834P, G841A, del 981-982   |

**TABLE 6 Summary of HSV DNA polymerase Amino Acid Substitutions Conferring Foscarnet Resistance with Cross-Resistance to Acyclovir and/or Cidofovir**

|  |             |  |
|--|-------------|--|
| <b>Cross-resistant to acyclovir</b>            | HSV-1 pUL30 | E597D, S599L, A605V, D672N, R700G, L702H, V714M, V715G, A719T/V, S724N, L774F, L778M, D780N, L782I, P797T, E798K, L802F, V813M, V817M, Y818C, T821M, G841C/S, R842S, S889A, F891C/Y, V892M, D907V, A910V/T, SRA914-916LCV, Y941H, V958L, V959H |
|  | HSV-2 pUL30 | A724T, S725G, S729N, Q732R, L783M, D785N, T844I, D912V   |
| <b>Marginally cross-resistant to cidofovir</b> | HSV-1 pUL30 | V714M, A719V, S724N, L778M, L802F, Y818C, T821M, G841S   |
|  | HSV-2 pUL30 | L783M  |

## CLINICAL PHARMACOLOGY

### Pharmacokinetics

The pharmacokinetics of foscarnet has been determined after administration as an intermittent intravenous infusion during induction therapy in AIDS patients with CMV retinitis. Observed plasma foscarnet concentrations in four studies (FOS-01, ACTG-015, FP48PK, FP49PK) are summarized in Table 7:

**TABLE 7 Foscarnet Pharmacokinetic Characteristics\***

| Parameter                                      | 60 mg/kg Q8h      | 90 mg/kg Q12h     |
|--|-------------------|-------------------|
| <b>C<sub>max</sub> at steady-state (µM)</b>    | 589 ± 192 (24)    | 623 ± 132 (19)    |
| <b>C<sub>trough</sub> at steady-state (µM)</b> | 114 ± 91 (24)     | 63 ± 57 (17)      |
| <b>Volume of distribution (L/kg)</b>           | 0.41 ± 0.13 (12)  | 0.52 ± 0.20 (18)  |
| <b>Plasma half-life (hr)</b>                   | 4.0 ± 2.0 (24)    | 3.3 ± 1.4 (18)    |
| <b>Systemic clearance (L/hr)</b>               | 6.2 ± 2.1 (24)    | 7.1 ± 2.7 (18)    |
| <b>Renal clearance (L/hr)</b>                  | 5.6 ± 1.9 (5)     | 6.4 ± 2.5 (13)    |
| <b>CSF: plasma ratio</b>                       | 0.69 ± 0.19 (9) † | 0.66 ± 0.11 (5) ‡ |

\* Values expressed as mean S.D. (number of subjects studied) for each parameter

† 50 mg/kg Q8h for 28 days, samples taken 3 hrs after end of 1 hr infusion (Astra Report 815-04 AC025-1)

‡ 90 mg/kg Q12hr for 28 days, samples taken 1 hr after end of 2 hr infusion (Hengge et al., 1993)

### Distribution

*In vitro* studies have shown that 14 - 17% of foscarnet is protein bound at plasma drug concentrations of 1 - 1000 µM.

The foscarnet terminal half-life determined by urinary excretion was  $87.5 \pm 41.8$  hours, possibly due to release of foscarnet from bone. Postmortem data on several patients in European clinical trials provide evidence that foscarnet does accumulate in bone in humans; however, the extent to which this occurs has not been determined.

### Special Populations

*Adults with Impaired Renal Function:* The pharmacokinetic properties of foscarnet have been determined in a small group of adult subjects with normal and impaired renal function, as summarized in TABLE 8:

**TABLE 8 Pharmacokinetic Parameters (mean  $\pm$  S.D.) After a Single 60 mg/kg Dose of foscarnet sodium Injection in 4 Groups\* of Adults with Varying Degrees of Renal Function**

| Parameter                            | Group 1<br>(N=6) | Group 2<br>(N=6) | Group 3<br>(N=6) | Group 4<br>(N=4) |
|--------------------------------------|------------------|------------------|------------------|------------------|
| <b>Creatinine clearance (mL/min)</b> | 108 $\pm$ 16     | 68 $\pm$ 8       | 34 $\pm$ 9       | 20 $\pm$ 4       |
| <b>Foscarnet CL (mL/min/kg)</b>      | 2.13 $\pm$ 0.71  | 1.33 $\pm$ 0.43  | 0.46 $\pm$ 0.14  | 0.43 $\pm$ 0.26  |
| <b>Foscarnet half-life (hr)</b>      | 1.93 $\pm$ 0.12  | 3.35 $\pm$ 0.87  | 13.0 $\pm$ 4.05  | 25.3 $\pm$ 18.7  |

\* Group 1 patients had normal renal function defined as a creatinine clearance (CrCl) of  $>80$  mL/min, Group 2 CrCl was 50 - 80 mL/min, Group 3 CrCl was 25 - 49 mL/min and Group 4 CrCl was 10 - 24 mL/min.

Total systemic clearance (CL) of foscarnet decreased and half-life increased with diminishing renal function (as expressed by creatinine clearance). Based on these observations, it is necessary to modify the dosage of foscarnet in patients with renal impairment (see **DOSAGE AND ADMINISTRATION**).

### Drug Interaction

The pharmacokinetics of foscarnet and ganciclovir were not altered in 13 patients receiving either concomitant therapy or daily alternating therapy for maintenance of CMV disease.

There is no clinically significant interaction with zidovudine (AZT), or probenecid.

## CLINICAL TRIALS

### CMV Retinitis

A prospective, randomized, controlled clinical trial (FOS-03) was conducted in 24 patients with AIDS and CMV retinitis comparing treatment with foscarnet sodium Injection to no treatment. Patients received induction treatment of foscarnet sodium Injection, 60 mg/kg every 8 hours for 3 weeks, followed by maintenance treatment with 90 mg/kg/day until retinitis progression (appearance of a new lesion or advancement of the border of a posterior lesion greater than 750 microns in diameter). All diagnoses and

determinations of retinitis progression were made from masked reading of retinal photographs. The 13 patients randomized to treatment with foscarnet sodium Injection had a significant delay in progression of CMV retinitis compared to untreated controls. Median times to retinitis progression from study entry were 93 days (range 21 - >364) and 22 days (range 7 - 42), respectively.

In another prospective clinical trial of CMV retinitis in patients with AIDS (ACTG-915), 33 patients were treated with two to three weeks of foscarnet sodium Injection induction (60 mg/kg TID) and then randomized to either 90 mg/kg/day or 120 mg/kg/day maintenance therapy. The median times from study entry to retinitis progression were not significantly different between the treatment groups, 96 (range 14 - >176) days and 140 (range 16 - >233) days, respectively.

In study ACTG 129/FGCRT SOCA study 107 patients with newly diagnosed CMV retinitis were randomized to treatment with foscarnet sodium Injection (induction: 60 mg/kg TID for 2 weeks; maintenance: 90 mg/kg QD) and 127 were randomized to treatment with ganciclovir (induction: 5 mg/kg BID; maintenance: 5 mg/kg QD). The median time to progression on the two drugs was similar (Fos=59 and Gcv=56 days).

### **Relapsed CMV Retinitis**

The CMV Retinitis Retreatment Trial (ACTG 228/SOCA CRRT) was a randomized, open-label comparison of foscarnet sodium Injection or ganciclovir monotherapy to the combination of both drugs for the treatment of persistently active or relapsed CMV retinitis in patients with AIDS. Subjects were randomized to one of the three treatments: Foscarnet sodium injection 90 mg/kg BID induction followed by 120 mg/kg QD maintenance (Fos); ganciclovir 5 mg/kg BID induction followed by 10 mg/kg QD maintenance (Gcv); or the combination of the two drugs, consisting of continuation of the subject's current therapy and induction dosing of the other drug (as above), followed by maintenance with foscarnet sodium Injection 90 mg/kg QD plus ganciclovir 5 mg/kg QD (Cmb). Assessment of retinitis progression was performed by masked evaluation of retinal photographs. The median times to retinitis progression or death were 39 days for the foscarnet sodium Injection group, 61 days for the ganciclovir group and 105 days for the combination group. For the alternative endpoint of retinitis progression (censoring on death), the median times were 39 days for the foscarnet sodium Injection group, 61 days for the ganciclovir group and 132 days for the combination group. Due to censoring on death, the latter analysis may overestimate the treatment effect. Treatment modifications due to toxicity were more common in the combination group than in the foscarnet sodium Injection or ganciclovir monotherapy groups (see **ADVERSE REACTIONS** section).

### **Mucocutaneous Acyclovir Resistant HSV Infections**

In a controlled trial, patients with AIDS and mucocutaneous, acyclovir-resistant HSV infection were randomized to either foscarnet sodium Injection (N=8) at a dose of 40 mg/kg TID or vidarabine (N=6) at a dose of 15 mg/kg per day. Eleven patients were nonrandomly assigned to receive treatment with foscarnet sodium Injection because of prior intolerance to vidarabine. Lesions in the eight patients randomized to foscarnet sodium Injection healed after 11 to 25 days; seven of the 11 patients nonrandomly treated with foscarnet sodium Injection healed their lesions in 10 to 30 days. Vidarabine was discontinued because of intolerance (N=4) or poor therapeutic response (N=2). In a second trial, forty AIDS patients and three bone marrow transplant recipients with

mucocutaneous, acyclovir-resistant HSV infections were randomized to receive foscarnet sodium Injection at a dose of either 40 mg/kg BID or 40 mg/kg TID. Fifteen of the 43 patients had healing of their lesions in 11 to 72 days with no difference in response between the two treatment groups.

## **INDICATIONS**

### **CMV Retinitis**

Foscarnet sodium injection is indicated for the treatment of CMV retinitis in patients with acquired immunodeficiency syndrome (AIDS). Combination therapy with foscarnet sodium Injection and ganciclovir is indicated for patients who have relapsed after monotherapy with either drug. SAFETY AND EFFICACY OF FOSCARNET SODIUM INJECTION HAVE NOT BEEN ESTABLISHED FOR TREATMENT OF OTHER CMV INFECTIONS (e.g., PNEUMONITIS, GASTROENTERITIS); CONGENITAL OR NEONATAL CMV DISEASE; OR NONIMMUNOCOMPROMISED INDIVIDUALS.

### **Mucocutaneous Acyclovir Resistant HSV Infections**

Foscarnet sodium injection is indicated for the treatment of acyclovir-resistant mucocutaneous HSV infections in immunocompromised patients. SAFETY AND EFFICACY OF FOSCARNET SODIUM INJECTION HAVE NOT BEEN ESTABLISHED FOR TREATMENT OF OTHER HSV INFECTIONS (e.g., RETINITIS, ENCEPHALITIS); CONGENITAL OR NEONATAL HSV DISEASE; OR HSV IN NONIMMUNOCOMPROMISED INDIVIDUALS.

## **CONTRAINDICATIONS**

Foscarnet sodium injection is contraindicated in patients with clinically significant hypersensitivity to foscarnet sodium.

## **WARNINGS**

### **Renal Impairment**

THE MAJOR TOXICITY OF FOSCARNET SODIUM INJECTION IS RENAL IMPAIRMENT (see **ADVERSE REACTIONS** section). Renal impairment is most likely to become clinically evident during the second week of induction therapy, but may occur at any time during foscarnet sodium Injection treatment. Renal function should be monitored carefully during both induction and maintenance therapy (see **PATIENT MONITORING** section). Elevations in serum creatinine are usually, but not always, reversible following discontinuation or dose adjustment of foscarnet sodium Injection. Safety and efficacy data for patients with baseline serum creatinine levels greater than 2.8 mg/dL or measured 24-hour creatinine clearances <50 mL/min are limited.

SINCE FOSCARNET SODIUM INJECTION HAS THE POTENTIAL TO CAUSE RENAL IMPAIRMENT, DOSE ADJUSTMENT BASED ON SERUM CREATININE IS NECESSARY. Hydration may reduce the risk of nephrotoxicity. It is recommended that 750 - 1000 mL of normal saline or 5% dextrose solution should be given prior to the first infusion of foscarnet sodium Injection to establish diuresis. With subsequent infusions, 750 - 1000 mL of hydration fluid should be given with 90 - 120 mg/kg of foscarnet sodium Injection,

and 500 mL with 40 - 60 mg/kg of foscarnet sodium Injection. Hydration fluid may need to be decreased if clinically warranted.

After the first dose, the hydration fluid should be administered concurrently with each infusion of foscarnet sodium Injection.

### **Mineral and Electrolyte Abnormalities**

Foscarnet sodium injection has been associated with changes in serum electrolytes including hypocalcemia, hypophosphatemia, hyperphosphatemia, hypomagnesemia, and hypokalemia (see **ADVERSE REACTIONS** section). Foscarnet sodium injection may also be associated with a dose-related decrease in ionized serum calcium which may not be reflected in total serum calcium. This effect is likely to be related to chelation of divalent metal ions such as calcium by foscarnet. Patients should be advised to report symptoms of low ionized calcium such as perioral tingling, numbness in the extremities and paresthesias. Particular caution and careful management of serum electrolytes is advised in patients with altered calcium or other electrolyte levels before treatment and especially in those with neurologic or cardiac abnormalities and those receiving other drugs known to influence minerals and electrolytes (see **PATIENT MONITORING** and **Drug Interactions** sections). Physicians should be prepared to treat these abnormalities and their sequelae such as tetany, seizures or cardiac disturbances. The rate of foscarnet sodium Injection infusion may also affect the decrease in ionized calcium. **Therefore, an infusion pump must be used for administration to prevent rapid intravenous infusion (see DOSAGE AND ADMINISTRATION section).** Slowing the infusion rate may decrease or prevent symptoms.

### **Seizures**

Seizures related to mineral and electrolyte abnormalities have been associated with foscarnet sodium Injection treatment (see **WARNING section; Mineral and Electrolyte Abnormalities**). Several cases of seizures were associated with death. Cases of status epilepticus have been reported. Risk factors associated with seizures included impaired baseline renal function, low total serum calcium, and underlying CNS conditions.

### **Hypersensitivity**

Serious acute hypersensitivity reactions (e.g., anaphylactic shock, urticaria, angioedema) have been reported postmarketing in patients receiving foscarnet sodium Injection (see **ADVERSE REACTIONS** section). If such an acute reaction occurs, therapy should be discontinued and appropriate medical therapy immediately instituted.

### **QT prolongation and torsade de pointes**

Foscarnet sodium injection has been associated with prolongation of the QT interval, an ECG abnormality that has been associated with torsades de pointes, which has been reported during postmarketing surveillance for foscarnet sodium Injection (see **ADVERSE REACTIONS** section). Some of these patients had confounding risk factors such as underlying cardiac disease, electrolyte abnormalities and other concomitant medications.

Use with caution in patients who have a history of QT prolongation, in patients who are taking medications known to prolong the QT interval (see **PRECAUTIONS** section), in



patients with electrolyte disturbances, or in patients who have other risk factors for QT prolongation. Electrocardiograms (ECGs) and measurement of electrolytes should be obtained prior to treatment initiation and periodically during treatment with foscarnet sodium Injection.

## **PRECAUTIONS**

### **General**

Care must be taken to infuse solutions containing foscarnet sodium Injection only into veins with adequate blood flow to permit rapid dilution and distribution to avoid local irritation (see **DOSAGE AND ADMINISTRATION**). Local irritation and ulcerations of penile epithelium have been reported in male patients receiving foscarnet sodium Injection, possibly related to the presence of drug in the urine. Cases of male and female genital irritation/ulceration have been reported in patients receiving foscarnet sodium Injection. Adequate hydration with close attention to personal hygiene may minimize the occurrence of such events.

Due to the sodium content of foscarnet sodium Injection (240 micromoles (5.5 mg) of sodium per mL), avoid foscarnet sodium Injection use when intravenous infusion of a large amount of sodium or water may not be tolerated (e.g. in patients with cardiomyopathy). Foscarnet sodium injection should also be avoided in patients on a controlled sodium diet.

### **Hematopoietic System**

Anemia has been reported in 33% of patients receiving foscarnet sodium Injection in controlled studies. Granulocytopenia has been reported in 17% of patients receiving foscarnet sodium Injection in controlled studies; however, only 1% (2/189) were terminated from these studies because of neutropenia.

### **Information for Patients**

*CMV Retinitis:* Patients should be advised that foscarnet sodium Injection is not a cure for CMV retinitis, and that they may continue to experience progression of retinitis during or following treatment. They should be advised to have regular ophthalmologic examinations.

*Mucocutaneous Acyclovir-Resistant HSV Infections:* Patients should be advised that foscarnet sodium Injection is not a cure for HSV infections. While complete healing is possible, relapse occurs in most patients. Because relapse may be due to acyclovir-sensitive HSV, sensitivity testing of the viral isolate is advised. In addition, repeated treatment with foscarnet sodium Injection has led to the development of resistance associated with poorer response. In the case of poor therapeutic response, sensitivity testing of the viral isolate also is advised.

*Effects on Ability to Drive and Use Machines:* Adverse effects such as dizziness and convulsions may occur during foscarnet sodium Injection therapy. Patients who experience seizures, dizziness, somnolence or other adverse reactions that could result in impairment, should be advised to avoid driving or operating machinery.

*General:* Patients should be informed that the major toxicities of foscarnet are renal

impairment, electrolyte disturbances, and seizures, and that dose modifications and possibly discontinuation may be required. The importance of close monitoring while on therapy must be emphasized. Patients should be advised of the importance of reporting to their physicians symptoms of perioral tingling, numbness in the extremities or paresthesias during or after infusion as possible symptoms of electrolyte abnormalities. Patients should also be advised to promptly report any cardiac symptoms. Should such symptoms occur, the infusion of foscarnet sodium Injection should be stopped, appropriate laboratory samples for assessment of electrolyte concentrations obtained, and a physician consulted before resuming treatment. The rate of infusion must be no more than 1 mg/kg/minute. The potential for renal impairment may be minimized by accompanying foscarnet sodium Injection administration with hydration adequate to establish and maintain a diuresis during dosing.

## **Drug Interactions**

**A possible drug interaction of foscarnet sodium Injection and intravenous pentamidine has been described. Concomitant treatment of four patients in the United Kingdom with foscarnet sodium Injection and intravenous pentamidine may have caused hypocalcemia; one patient died with severe hypocalcemia. Toxicity associated with concomitant use of aerosolized pentamidine has not been reported.** Because foscarnet sodium Injection can reduce serum levels of ionized calcium, extreme caution is advised when used concurrently with other drugs known to influence serum calcium levels (e.g., intravenous pentamidine). Renal impairment and symptomatic hypocalcemia have been observed during concurrent treatment with foscarnet sodium Injection and intravenous pentamidine.

Because of foscarnet's tendency to cause renal impairment, the use of foscarnet sodium Injection should be avoided in combination with potentially nephrotoxic drugs such as aminoglycosides, amphotericin B, cyclosporine, acyclovir, methotrexate, tacrolimus and intravenous pentamidine (see above) unless the potential benefits outweigh the risks to the patient.

When diuretics are indicated, thiazides are recommended over loop diuretics because the latter inhibit renal tubular secretion, and may impair elimination of foscarnet sodium Injection, potentially leading to toxicity.

Abnormal renal function has been observed in clinical practice during the use of foscarnet sodium Injection and ritonavir, or foscarnet sodium Injection, ritonavir, and saquinavir. (See **DOSAGE and ADMINISTRATION.**)

Because of the risk of QT prolongation and the potential for torsades de pointes, the use of foscarnet sodium Injection should be avoided in combination with agents known to prolong the QT interval including Class IA (e.g., quinidine or procainamide) or Class III (e.g., dofetilide, amiodarone, sotalol) antiarrhythmic agents, phenothiazines, tricyclic antidepressants, and certain macrolides and fluoroquinolones.

## **Carcinogenesis, Mutagenesis, Impairment of Fertility**

Carcinogenicity studies were conducted in rats and mice at oral doses of 500 mg/kg/day and 250 mg/kg/day. Oral bioavailability in unfasted rodents is < 20%. No evidence of oncogenicity was reported at plasma drug levels equal to 1/3 and 1/5, respectively, of those in humans (at the maximum recommended human daily dose) as measured by

the area-under-the-time/concentration curve (AUC).

Foscarnet sodium injection showed genotoxic effects in the BALB/3T3 *in vitro* transformation assay at concentrations greater than 0.5 mcg/mL and an increased frequency of chromosome aberrations in the sister chromatid exchange assay at 1000 mcg/mL. A high dose of foscarnet (350 mg/kg) caused an increase in micronucleated polychromatic erythrocytes *in vivo* in mice at doses that produced exposures (area under curve) comparable to that anticipated clinically.

## **Pregnancy**

There are no adequate and well-controlled studies of foscarnet sodium Injection in pregnant women. Because animal reproduction studies are not always predictive of human response, this drug should be used during pregnancy only if clearly needed.

*Animal Data:* Foscarnet sodium injection did not adversely affect fertility and general reproductive performance in rats. The results of peri- and post-natal studies in rats were also negative. However, these studies used exposures that are inadequate to define the potential for impairment of fertility at human drug exposure levels.

Daily subcutaneous doses up to 75 mg/kg administered to female rats prior to and during mating, during gestation, and 21 days post-partum caused a slight increase (< 5%) in the number of skeletal anomalies compared with the control group. Daily subcutaneous doses up to 75 mg/kg administered to rabbits and 150 mg/kg administered to rats during gestation caused an increase in the frequency of skeletal anomalies/variations. On the basis of estimated drug exposure (as measured by AUC), the 150 mg/kg dose in rats and 75 mg/kg dose in rabbits were approximately one-eighth (rat) and one-third (rabbit) the estimated maximal daily human exposure. These studies are inadequate to define the potential teratogenicity at levels to which women will be exposed.

## **Nursing Mothers**

It is not known whether foscarnet sodium Injection is excreted in human milk; however, in lactating rats administered 75 mg/kg, foscarnet sodium Injection was excreted in maternal milk at concentrations three times higher than peak maternal blood concentrations. Because of the potential for serious adverse events in nursing infants, a decision should be made whether to discontinue nursing or discontinue drug, taking into consideration the importance of the drug to the mother. The Centers for Disease Control and Prevention recommend that HIV-infected mothers not breast-feed their infants to avoid risking postnatal transmission of HIV.

## **Pediatric Use**

The safety and effectiveness of foscarnet sodium Injection in pediatric patients have not been established. Foscarnet sodium injection is deposited in teeth and bone and deposition is greater in young and growing animals. Foscarnet sodium injection has been demonstrated to adversely affect development of tooth enamel in mice and rats. The effects of this deposition on skeletal development have not been studied.

Since deposition in human bone has also been shown to occur, it is likely that it does so to a greater degree in developing bone in pediatric patients. Administration to pediatric patients should be undertaken only after careful evaluation and only if the potential

benefits for treatment outweigh the risks.

## Geriatric Use

No studies of the efficacy or safety of foscarnet sodium Injection in persons 65 years of age or older have been conducted. However, foscarnet sodium Injection has been used in patients age 65 years of age and older. The pattern of adverse events seen in these patients is consistent across all age groups. This drug is known to be substantially excreted by the kidney, and the risk of toxic reactions to this drug may be greater in patients with impaired renal function. Because elderly patients are more likely to have decreased renal function, care should be taken in dose selection, and renal function should be monitored. (See **DOSAGE AND ADMINISTRATION**).

## ADVERSE REACTIONS

THE MAJOR TOXICITY OF FOSCARNET SODIUM INJECTION IS RENAL IMPAIRMENT (see WARNINGS section). Approximately 33% of 189 patients with AIDS and CMV retinitis who received foscarnet sodium Injection (60 mg/kg TID), without adequate hydration, developed significant impairment of renal function (serum creatinine  $\geq$  2.0 mg/dL). The incidence of renal impairment in subsequent clinical trials in which 1000 mL of normal saline or 5% dextrose solution was given with each infusion of foscarnet sodium Injection was 12% (34/280).

Foscarnet sodium injection has been associated with changes in serum electrolytes including hypocalcemia (15 - 30%), hypophosphatemia (8 - 26%) and hyperphosphatemia (6%), hypomagnesemia (15 - 30%), and hypokalemia (16 - 48%) (see **WARNINGS** section). The higher percentages were derived from those patients receiving hydration.

Foscarnet sodium injection treatment was associated with seizures in 18/189 (10%) AIDS patients in the initial five controlled studies (see **WARNINGS** section). Risk factors associated with seizures included impaired baseline renal function, low total serum calcium, and underlying CNS conditions predisposing the patient to seizures. The rate of seizures did not increase with duration of treatment. Three cases were associated with overdoses of foscarnet sodium Injection (see **OVERDOSAGE** section).

In five controlled U.S. clinical trials the most frequently reported adverse events in patients with AIDS and CMV retinitis are shown in TABLE 9. These figures were calculated without reference to drug relationship or severity.

**TABLE 9 Adverse Events Reported in Five Controlled US Clinical Trials**

|                 | <b>n = 189</b> |                                | <b>n = 189</b> |
|-----------------|----------------|--------------------------------|----------------|
| <b>Fever</b>    | 65%            | <b>Abnormal Renal Function</b> | 27%            |
| <b>Nausea</b>   | 47%            | <b>Vomiting</b>                | 26%            |
| <b>Anemia</b>   | 33%            | <b>Headache</b>                | 26%            |
| <b>Diarrhea</b> | 30%            | <b>Seizures</b>                | 10%            |

From the same controlled studies, adverse events categorized by investigator as "severe" are shown in TABLE 10. Although death was specifically attributed to foscarnet sodium Injection in only one case, other complications of foscarnet sodium Injection (i.e.,

renal impairment, electrolyte abnormalities, and seizures) may have contributed to patient deaths (see **WARNINGS** section).

**TABLE 10 Severe Adverse Events**

|                                | <b>n = 189</b> |
|--------------------------------|----------------|
| <b>Death</b>                   | 14%            |
| <b>Abnormal Renal Function</b> | 14%            |
| <b>Marrow Suppression</b>      | 10%            |
| <b>Anemia</b>                  | 9%             |
| <b>Seizures</b>                | 7%             |

From the five initial U.S. controlled trials of foscarnet sodium Injection, the following list of adverse events has been compiled regardless of causal relationship to foscarnet sodium Injection. Evaluation of these reports was difficult because of the diverse manifestations of the underlying disease and because most patients received numerous concomitant medications.

### **Incidence of 5% or Greater**

*Body as a Whole:* fever, fatigue, rigors, asthenia, malaise, pain, infection, sepsis, death

*Central and Peripheral Nervous System:* headache, paresthesia, dizziness, involuntary muscle contractions, hypoesthesia, neuropathy, seizures including grand mal seizures (see **WARNINGS**)

*Gastrointestinal System:* anorexia, nausea, diarrhea, vomiting, abdominal pain

*Hematologic:* anemia, granulocytopenia, leukopenia, neutropenia (see **PRECAUTIONS**)

*Metabolic and Nutritional:* mineral and electrolyte imbalances (see **WARNINGS**) including hypokalemia, hypocalcemia, hypomagnesemia, hypophosphatemia, hyperphosphatemia

*Psychiatric:* depression, confusion, anxiety

*Respiratory System:* coughing, dyspnea

*Skin and Appendages:* rash, increased sweating

*Urinary System:* alterations in renal function including increased serum creatinine, decreased creatinine clearance, and abnormal renal function (see **WARNINGS**)

*Special Senses:* vision abnormalities

### **Incidence between 1% and 5%**

*Application Site:* injection site pain, injection site inflammation

*Body as a Whole:* back pain, chest pain (including reports of transient chest pain as part of infusion reactions), edema, influenza-like symptoms, bacterial infections, moniliasis, fungal infections, abscess

*Cardiovascular:* hypertension, palpitations, ECG abnormalities including sinus tachycardia, first degree AV block and non-specific ST-T segment changes, hypotension, flushing, cerebrovascular disorder (see **WARNINGS**)

*Central and Peripheral Nervous System:* tremor, ataxia, dementia, stupor, generalized

spasms, sensory disturbances, meningitis, aphasia, abnormal coordination, leg cramps, EEG abnormalities (see WARNINGS)

*Gastrointestinal:* constipation, dysphagia, dyspepsia, rectal hemorrhage, dry mouth, melena, flatulence, ulcerative stomatitis, pancreatitis

*Hematologic:* thrombocytopenia, platelet abnormalities, thrombosis, white blood cell abnormalities, lymphadenopathy

*Liver and Biliary:* abnormal A-G ratio, abnormal hepatic function, increased SGPT, increased SGOT

*Metabolic and Nutritional:* hyponatremia, decreased weight, increased alkaline phosphatase, increased LDH, increased BUN, acidosis, cachexia, thirst

*Musculo-Skeletal:* arthralgia, myalgia

*Neoplasms:* lymphoma-like disorder, sarcoma

*Psychiatric:* insomnia, somnolence, nervousness, amnesia, agitation, aggressive reaction, hallucination

*Respiratory System:* pneumonia, sinusitis, pharyngitis, rhinitis, respiratory disorders, respiratory insufficiency, pulmonary infiltration, stridor, pneumothorax, hemoptysis, bronchospasm

*Skin and Appendages:* pruritus, skin ulceration, seborrhea, erythematous rash, maculopapular rash, skin discoloration

*Special Senses:* taste perversions, eye abnormalities, eye pain, conjunctivitis

*Urinary System:* albuminuria, dysuria, polyuria, urethral disorder, urinary retention, urinary tract infections, acute renal failure, nocturia, facial edema Selected adverse events occurring at a rate of less than 1% in the five initial U.S. controlled clinical trials of foscarnet sodium Injection include: syndrome of inappropriate antidiuretic hormone secretion, pancytopenia, hematuria, dehydration, hypoproteinemia, increases in amylase and creatinine phosphokinase, cardiac arrest, coma, and other cardiovascular and neurologic complications.

Selected adverse event data from the Foscarnet vs. Ganciclovir CMV Retinitis Trial (FGCRT), performed by the Studies of the Ocular Complications of AIDS (SOCA) Research Group, are shown in TABLE 11 (see **CLINICAL TRIALS** section).

**TABLE 11 FGCR T: Selected Adverse Events\***

| EVENT   | GANCICLOVIR   |                 |                    | FOSCARNET     |                 |                    |
|---|---------------|-----------------|--------------------|---------------|-----------------|--------------------|
|   | No. of Events | No. of Patients | Rates <sup>†</sup> | No. of Events | No. of Patients | Rates <sup>†</sup> |
| Absolute neutrophil count decreasing to <0.50 x 10 <sup>9</sup> per liter | 63            | 41              | 1.30               | 31            | 17              | 0.72               |
| Serum creatinine increasing to >260 μmol per liter (>2.9 mg/dL)           | 6             | 4               | 0.12               | 13            | 9               | 0.30               |
| Seizure <sup>‡</sup>  | 21            | 13              | 0.37               | 19            | 13              | 0.37               |
| Catheterization-related infection   | 49            | 27              | 1.26               | 51            | 28              | 1.46               |
| Hospitalization   | 209           | 91              | 4.74               | 202           | 75              | 5.03               |

\* Values for the treatment groups refer only to patients who completed at least one follow-up visit – i.e., 133 to 119 patients in the ganciclovir group and 93 to 100 in the foscarnet group. “Events” denotes all events observed and “patients” the number of patients with one or more of the indicated events.

† Per person-year at risk

‡ Final frozen SOCA I database dated October 1991

Selected adverse events from ACTG Study 228 (CRRT) comparing combination therapy with foscarnet sodium Injection or ganciclovir monotherapy are shown in TABLE 12. The most common reason for a treatment change in patients assigned to either foscarnet sodium Injection or ganciclovir was retinitis progression. The most frequent reason for a treatment change in the combination treatment group was toxicity.

**TABLE 12 CRRT: Selected Adverse Events**

|  | Foscarnet Sodium Injection<br>N=88 |                          |                   | Ganciclovir<br>N=93 |                          |                   | Combination<br>N=93 |                          |                   |
|--|------------------------------------|--------------------------|-------------------|---------------------|--------------------------|-------------------|---------------------|--------------------------|-------------------|
|  | No.<br>Events                      | No.<br>Pts. <sup>†</sup> | Rate <sup>*</sup> | No.<br>Events       | No.<br>Pts. <sup>†</sup> | Rate <sup>*</sup> | No.<br>Events       | No.<br>Pts. <sup>†</sup> | Rate <sup>*</sup> |
| Anemia (Hgb <70g/L)                    | 11                                 | 7                        | 0.20              | 9                   | 7                        | 0.14              | 19                  | 15                       | 0.33              |
| Neutropenia‡                           |                                    |                          |                   |                     |                          |                   |                     |                          |                   |
| ANC <0.75 x 10 <sup>9</sup> cells/L    | 86                                 | 32                       | 1.53              | 95                  | 41                       | 1.51              | 107                 | 51                       | 1.91              |
| ANC <0.50 x 10 <sup>9</sup> cells/L    | 50                                 | 25                       | 0.91              | 49                  | 28                       | 0.80              | 50                  | 28                       | 0.85              |
| Thrombocytopenia                       |                                    |                          |                   |                     |                          |                   |                     |                          |                   |
| Platelets <50 x 10 <sup>9</sup> /L     | 28                                 | 14                       | 0.50              | 19                  | 8                        | 0.43              | 40                  | 15                       | 0.56              |
| Platelets <20 x 10 <sup>9</sup> /L     | 1                                  | 1                        | 0.01              | 6                   | 2                        | 0.05              | 7                   | 6                        | 0.18              |
| Nephrotoxicity                         |                                    |                          |                   |                     |                          |                   |                     |                          |                   |
| Creatinine >260 µmol/L<br>(>2.9 mg/dL) | 9                                  | 7                        | 0.15              | 10                  | 7                        | 0.17              | 11                  | 10                       | 0.20              |
| Seizures                               | 6                                  | 6                        | 0.17              | 7                   | 6                        | 0.15              | 10                  | 5                        | 0.18              |
| Hospitalizations                       | 86                                 | 53                       | 1.86              | 111                 | 59                       | 2.36              | 118                 | 64                       | 2.36              |

\* Rate = events/person/year;

† Pts. = patients with event;

‡ ANC = absolute neutrophil count.

Adverse events that have been reported in post-marketing surveillance include: administration site extravasation, localized edema, hypersensitivity reactions (including anaphylactic shock, urticaria and angioedema) (see WARNINGS section), gastrointestinal hemorrhage, increased lipase, glomerulonephritis, nephrotic syndrome, proteinuria, status epilepticus, ventricular arrhythmia, prolongation of QT interval, torsade de pointes (see WARNINGS section), gamma GT increased, diabetes insipidus (usually nephrogenic), renal calculus, Fanconi syndrome acquired, renal tubular acidosis, renal tubular necrosis, crystal-induced nephropathy, hypercalcemia, hypernatremia, esophageal ulceration and muscle disorders including myopathy, myositis, muscle weakness and rare cases of rhabdomyolysis. Cases of vesiculobullous eruptions including erythema multiforme, toxic epidermal necrolysis, and Stevens-Johnson syndrome have been reported. In most cases, patients were taking other medications that have been associated with toxic epidermal necrolysis or Stevens-Johnson syndrome.

**To report SUSPECTED ADVERSE REACTIONS, contact Gland Pharma Limited at**

**866-770-7144 or FDA at 1-800-FDA-1088 or [www.fda.gov/medwatch](http://www.fda.gov/medwatch).**

## **OVERDOSAGE**

In controlled clinical trials performed in the United States, overdose with foscarnet sodium Injection was reported in 10 out of 189 patients. All 10 patients experienced adverse events and all except one made a complete recovery. One patient died after receiving a total daily dose of 12.5 g for three days instead of the intended 10.9 g. The patient suffered a grand mal seizure and became comatose. Three days later the patient expired with the cause of death listed as respiratory/cardiac arrest. The other nine patients received doses ranging from 1.14 times to 8 times their recommended doses with an average of 4 times their recommended doses. Overall, three patients had seizures, three patients had renal function impairment, four patients had paresthesias either in limbs or periorally, and five patients had documented electrolyte disturbances primarily involving calcium and phosphate.

Overdose (up to 20 times the recommended dose) has been reported in post-marketing use of foscarnet sodium Injection. Some of these post-marketing reports were relative overdoses in that the dose of foscarnet sodium Injection had not been adjusted in patients with a reduced renal function. The pattern of adverse events associated with a foscarnet sodium Injection overdose is consistent with the known adverse event profile of the drug.

There is no specific antidote for foscarnet sodium Injection overdose. Hemodialysis and hydration may be of benefit in reducing drug plasma levels in patients who receive an overdose of foscarnet sodium Injection, but the effectiveness of these interventions has not been evaluated. The patient should be observed for signs and symptoms of renal impairment and electrolyte imbalance. Medical treatment should be instituted if clinically warranted.

## **DOSAGE AND ADMINISTRATION**

**CAUTION - DO NOT ADMINISTER FOSCARNET SODIUM INJECTION BY RAPID OR BOLUS INTRAVENOUS INJECTION. THE TOXICITY OF FOSCARNET SODIUM INJECTION MAY BE INCREASED AS A RESULT OF EXCESSIVE PLASMA LEVELS. CARE SHOULD BE TAKEN TO AVOID UNINTENTIONAL OVERDOSE BY CAREFULLY CONTROLLING THE RATE OF INFUSION. THEREFORE, AN INFUSION PUMP MUST BE USED. IN SPITE OF THE USE OF AN INFUSION PUMP, OVERDOSES HAVE OCCURRED.**

## **ADMINISTRATION**

### **Instructions for Administration and Preparation**

Foscarnet sodium injection is administered by controlled intravenous infusion, either by using a central venous line or by using a peripheral vein. The rate of infusion must be no more than 1 mg/kg/minute. An individualized dose of foscarnet sodium Injection should be calculated on the basis of body weight (mg/kg), renal function, indication of use and dosing frequency (refer to **DOSAGE** subsection). *To reduce the risk of nephrotoxicity, creatinine clearance (mL/min/kg) should be calculated even if serum creatinine is within the normal range, and doses should be adjusted accordingly.*



An individualized dose at the required concentration (24 mg/mL or 12 mg/mL) for the route of administration (central line or peripheral line) needs to be aseptically prepared prior to dispensing. The standard 24 mg/mL solution may be used with or without dilution when using a central venous catheter for infusion. When a peripheral vein catheter is used, the 24 mg/mL injection **must be diluted** to a 12 mg/mL concentration with 5% dextrose in water or with a normal saline solution prior to administration to avoid local irritation of peripheral veins. Dilutions and/or removals of excess quantities should be accomplished under aseptic conditions. Solutions thus prepared should be used within 24 hours of first entry into infusion bag.

## **Hydration**

Hydration may reduce the risk of nephrotoxicity. Clinically dehydrated patients should have their condition corrected before initiating foscarnet sodium Injection therapy. It is recommended that 750 -1000 mL of normal saline or 5% dextrose solution should be given prior to the first infusion of foscarnet sodium Injection to establish diuresis. With subsequent infusions, 750 - 1000 mL of hydration fluid should be given with 90 - 120 mg/kg of foscarnet sodium Injection, and 500 mL with 40 - 60 mg/kg of foscarnet sodium Injection. Hydration fluid may need to be decreased if clinically warranted. Oral rehydration with similar regimens may be considered in certain patients.

After the first dose, the hydration fluid should be administered concurrently with each infusion of foscarnet sodium Injection.

## **Compatibility With Other Solutions/Drugs**

Other drugs and supplements can be administered to a patient receiving foscarnet sodium Injection. However, care must be taken to ensure that foscarnet sodium Injection is only administered with normal saline or 5% dextrose solution and that no other drug or supplement is administered concurrently via the same catheter. Foscarnet has been reported to be chemically incompatible with 30% dextrose, amphotericin B, and solutions containing calcium such as Ringer's lactate and TPN. Physical incompatibility with other IV drugs has also been reported including acyclovir sodium, ganciclovir, trimetrexate glucuronate, pentamidine isethionate, vancomycin, trimethoprim/sulfamethoxazole, diazepam, midazolam, digoxin, phenytoin, leucovorin, and prochlorperazine. Because of foscarnet's chelating properties, a precipitate can potentially occur when divalent cations are administered concurrently in the same catheter.

Parenteral drug products must be inspected visually for particulate matter and discoloration prior to administration whenever the solution and container permit. Solutions that are discolored or contain particulate matter should not be used.

## **Accidental Exposure**

Accidental skin and eye contact with foscarnet sodium solution may cause local irritation and burning sensation. If accidental contact occurs, the exposed area should be flushed with water.

## **DOSAGE**

**THE RECOMMENDED DOSAGE, FREQUENCY, OR INFUSION RATES SHOULD NOT**

## **BE EXCEEDED. ALL DOSES MUST BE INDIVIDUALIZED FOR PATIENTS' RENAL FUNCTION.**

### **Induction Treatment**

The recommended initial dose of foscarnet sodium Injection for patients with normal renal function is:

- For CMV retinitis patients, either 90 mg/kg (1-1/2 to 2 hour infusion) every twelve hours or 60 mg/kg (minimum one hour infusion) every eight hours over 2 - 3 weeks depending on clinical response.
- For acyclovir-resistant HSV patients, 40 mg/kg (minimum one hour infusion) either every 8 or 12 hours for 2 - 3 weeks or until healed.

An infusion pump must be used to control the rate of infusion. Adequate hydration is recommended to establish a diuresis (see Hydration for recommendation), both prior to and during treatment to minimize renal toxicity (see **WARNINGS**), provided there are no clinical contraindications.

### **Maintenance Treatment**

Following induction treatment the recommended maintenance dose of foscarnet sodium Injection for CMV retinitis is 90 mg/kg/day to 120 mg/kg/day (individualized for renal function) given as an intravenous infusion over 2 hours. Because the superiority of the 120 mg/kg/day has not been established in controlled trials, and given the likely relationship of higher plasma foscarnet levels to toxicity, it is recommended that most patients be started on maintenance treatment with a dose of 90 mg/kg/day. Escalation to 120 mg/kg/day may be considered should early reinduction be required because of retinitis progression. Some patients who show excellent tolerance to foscarnet sodium Injection may benefit from initiation of maintenance treatment at 120 mg/kg/day earlier in their treatment.

An infusion pump must be used to control the rate of infusion with all doses. Again, hydration to establish diuresis both prior to and during treatment is recommended to minimize renal toxicity, provided there are no clinical contraindications (see **WARNINGS**).

Patients who experience progression of retinitis while receiving foscarnet sodium Injection maintenance therapy may be retreated with the induction and maintenance regimens given above or with a combination of foscarnet sodium Injection and ganciclovir (see **CLINICAL TRIALS** section). **Because of physical incompatibility, foscarnet sodium Injection and ganciclovir must NOT be mixed.**

### **Use in Patients with Abnormal Renal Function**

Foscarnet sodium injection should be used with caution in patients with abnormal renal function because reduced plasma clearance of foscarnet will result in elevated plasma levels (see **CLINICAL PHARMACOLOGY**). In addition, foscarnet sodium Injection has the potential to further impair renal function (see **WARNINGS**). Safety and efficacy data for patients with baseline serum creatinine levels greater than 2.8 mg/dL or measured 24-hour creatinine clearances < 50 mL/min are limited.

Renal function must be monitored carefully at baseline and during induction and

maintenance therapy with appropriate dose adjustments for foscarnet sodium Injection as outlined below (see **Dose Adjustment** and **PATIENT MONITORING**). During foscarnet sodium Injection therapy if creatinine clearance falls below the limits of the dosing nomograms (0.4 mL/min/kg), foscarnet sodium Injection should be discontinued, the patient hydrated, and monitored daily until resolution of renal impairment is ensured.

Foscarnet sodium injection is not recommended in patients undergoing hemodialysis because dosage guidelines have not been established.

## Dose Adjustment

Foscarnet sodium injection dosing must be individualized according to the patient's renal function status. Refer to

TABLE 13

### Foscarnet Sodium Injection Dosage Guide Induction

below for recommended doses and adjust the dose as indicated. Even patients with serum creatinine in the normal range may require dose adjustment; therefore, the dose should be calculated at baseline and frequently thereafter.

To use this dosing guide, actual 24-hour creatinine clearance (mL/min) must be divided by body weight (kg), or the estimated creatinine clearance in mL/min/kg can be calculated from serum creatinine (mg/dL) using the following formula (modified Cockcroft and Gault equation):

$$\text{For males: } \frac{140 - \text{age}}{\text{Serum creatinine} \times 72} (\times 0.85 \text{ for females}) = \text{mL/min/kg}$$

**TABLE 13 Foscarnet Sodium Injection Dosage Guide Induction**

| CrCl<br>(mL/min/kg) | HSV: Equivalent to                       |  | CMV: Equivalent to                    |                    |
|---------------------|--|--|---------------------------------------|--------------------|
|                     | 80 mg/kg/day<br>total (40 mg/kg<br>Q12h) | 120 mg/kg/day<br>total<br>(40 mg/kg Q8h) | 180 mg/kg/day total<br>(60 mg/kg Q8h) | 90 mg/kg<br>Q12h)  |
| >1.4                | 40 Q12h                                  | 40 Q8h                                   | 60 Q8h                                | 90 Q12h            |
| >1.0 - 1.4          | 30 Q12h                                  | 30 Q8h                                   | 45 Q8h                                | 70 Q12h            |
| >0.8 - 1.0          | 20 Q12h                                  | <b>35 Q12h</b>                           | <b>50 Q12h</b>                        | 50 Q12h            |
| >0.6 - 0.8          | <b>35 Q24h</b>                           | <b>25 Q12h</b>                           | <b>40 Q12h</b>                        | <b>80 Q24h</b>     |
| >0.5 - 0.6          | <b>25 Q24h</b>                           | <b>40 Q24h</b>                           | <b>60 Q24h</b>                        | <b>60 Q24h</b>     |
| >0.4 - 0.5          | <b>20 Q24h</b>                           | <b>35 Q24h</b>                           | <b>50 Q24h</b>                        | <b>50 Q24h</b>     |
| <0.4                | Not recommended                          | Not<br>recommended                       | Not<br>recommended                    | Not<br>recommended |

## Maintenance

| CrCl<br>(mL/min/kg) | CMV: Equivalent to           |                               |
|---------------------|------------------------------|-------------------------------|
|                     | 90 mg/kg/day<br>(once daily) | 120 mg/kg/day<br>(once daily) |
| >*1.4               | 90 Q24h                      | 120 Q24h                      |

|             |                 |                 |
|-------------|-----------------|-----------------|
| >*1.0 - 1.4 | 70 Q24h         | 90 Q24h         |
| >*0.8 - 1.0 | 50 Q24h         | 65 Q24h         |
| >*0.6 - 0.8 | <b>80 Q48h</b>  | <b>105 Q48h</b> |
| >*0.5 - 0.6 | <b>60 Q48h</b>  | <b>80 Q48h</b>  |
| ≥†0.4 - 0.5 | <b>50 Q48h</b>  | <b>65 Q48h</b>  |
| <‡0.4       | Not recommended | Not recommended |

\* > means "greater than",  
† > means "greater than or equal to",  
‡ < means "less than"

## PATIENT MONITORING

The majority of patients will experience some decrease in renal function due to foscarnet sodium injection administration. Therefore it is recommended that creatinine clearance, either measured or estimated using the modified Cockcroft and Gault equation based on serum creatinine, be determined at baseline, 2-3 times per week during induction therapy and once weekly during maintenance therapy, with foscarnet sodium Injection dose adjusted accordingly (see Dose Adjustment). More frequent monitoring may be required for some patients. It is also recommended that a 24-hour creatinine clearance be determined at baseline and periodically thereafter to ensure correct dosing (assuming verification of an adequate collection using creatinine index). Foscarnet sodium injection should be discontinued if creatinine clearance drops below 0.4 mL/min/kg.

Due to foscarnet sodium Injection's propensity to chelate divalent metal ions and alter levels of serum electrolytes, patients must be monitored closely for such changes. It is recommended that a schedule similar to that recommended for serum creatinine (see above) be used to monitor serum calcium, magnesium, potassium and phosphorus. Particular caution is advised in patients with decreased total serum calcium or other electrolyte levels before treatment, as well as in patients with neurologic or cardiac abnormalities, and in patients receiving other drugs known to influence serum calcium levels. Any clinically significant metabolic changes should be corrected. Also, patients who experience mild (e.g., perioral numbness or paresthesias) or severe (e.g., seizures) symptoms of electrolyte abnormalities should have serum electrolyte and mineral levels assessed as close in time to the event as possible.

Careful monitoring and appropriate management of electrolytes, calcium, magnesium and creatinine are of particular importance in patients with conditions that may predispose them to seizures (see **WARNINGS**).

## HOW SUPPLIED

Foscarnet sodium injection, 24 mg/mL for intravenous infusion, is supplied in 250 mL dual port infusion bag containing 6,000 mg foscarnet sodium (24 mg/mL) as follows:

| NDC          | Foscarnet Sodium Injection (24 mg per mL)    | Package Factor     |
|--------------|--|--------------------|
| 43066-089-10 | 6,000 mg per 250 mL Single-Dose Infusion Bag | 10 bags per carton |

## Storage Conditions

Store at 20° to 25°C (68° to 77°F) [See USP Controlled Room Temperature].

For Single Dose Only. Discard unused portion.

Protect from excessive heat (above 40°C) and from freezing. If refrigerated or exposed to temperatures below the freezing point, precipitation may occur. By keeping the infusion bag at room temperature with repeated shaking, the precipitate can be brought into solution again.

Foscarnet sodium injection should be used only if the infusion bag and twist off port stopper are intact, a vacuum is present, and the solution is clear and colorless. Do not remove the infusion bag from the overwrap until ready for use.

**Sterile, Nonpyrogenic, Preservative-free, PVC-free, DEHP-free.  
The container and container closure are not made with natural rubber latex.**

***Baxter Logo***

**Manufactured for**

Baxter Healthcare Corporation  
Deerfield, IL 60015 USA  
Made in India

Baxter is a registered trademark of Baxter International Inc.

Revised Date: November 2022

07-19-00-5405

1313000773-00

**PACKAGE/LABEL PRINCIPAL DISPLAY PANEL**

NDC 43066-089-10

250 mL

# Foscarnet Sodium Injection

6,000 mg per 250 mL  
(24 mg per mL)

For Central Intravenous Infusion Only  
Must Be Diluted for Peripheral Intravenous Infusion

R<sub>x</sub> only

**For Single Dose Only. Discard unused portion.**

**Sterile, Nonpyrogenic, Preservative-free, PVC-free, DEHP-free.**

**This container and container closure are not made with natural rubber latex.**

**Each mL contains:** 24 mg Foscarnet Sodium, USP, hydrochloric acid to adjust pH to 7.4 and Water for Injection, USP.

Store at 20° to 25°C (68° to 77°F) [See USP Controlled Room Temperature.]

Protect from excessive heat (above 40°C) and from freezing. Use only if the infusion bag and twist-off port stopper are intact, vacuum is present, and solution is clear and colorless.

Do not remove bag from the overwrap until ready for use.

**Usual dosage:** See package insert for dosage information.

**Administration Precautions:** Administer by controlled intravenous infusion at a rate no more than 1 mg/kg/minute. When administered via a peripheral vein catheter, the 24 mg/mL injection **must be diluted** to a 12 mg/mL concentration.

Refer to package insert for compatible diluents and further instructions.

**Baxter**

Manufactured for  
Baxter Healthcare Corporation  
Deerfield, IL 60015 USA      LOT  
Made in India                      EXP  
Code No.: DRUGS/AP/01/2008 (see above)



## Container Label

NDC 43066-089-10

250 mL

## Foscarnet Sodium Injection

6,000 mg per 250 mL

(24 mg per mL)

**For Central Intravenous Infusion Only  
Must Be Diluted for Peripheral Intravenous Infusion**

Rx only

**For Single Dose Only. Discard unused portion.**

**Sterile, Nonpyrogenic, Preservative-free, PVC-free, DEHP-free.**

**This container and container closure are not made with natural rubber latex.**

**Each mL contains:** 24 mg Foscarnet Sodium, USP, hydrochloric acid to adjust pH to 7.4 and

Water for Injection, USP.

Store at 20° to 25°C (68° to 77°F) [See USP Controlled Room Temperature.]

Protect from excessive heat (above 40°C) and from freezing. Use only if the infusion bag and twist-off port stopper are intact, vacuum is present, and solution is clear and colorless.

Do not remove bag from the overwrap until ready for use.

**Usual dosage:** See package insert for dosage information.

**Administration Precautions:** Administer by controlled intravenous infusion at

a rate no more than 1 mg/kg/minute. When administered via a peripheral vein catheter, the 24 mg/mL injection **must be diluted** to a 12 mg/mL concentration. Refer to package insert for compatible diluents and further instructions.

***Baxter Logo***

Manufactured for  
Baxter Healthcare Corporation  
Deerfield, IL 60015 USA  
Made in India  
Code No.: DRUGS/AP/01/2008

LOT  
EXP  
(see above)

1219000025  
GLFOS6000BUS  
07-34-00-1829  
Barcode  
3 43066 08910 8

Un Varnish Area For Inner Shipper Label  
(Batch Details & 2D Barcode)  
270 x 220 mm

NDC 43066-089-10

**Foscarnet**  
Sodium Injection

6,000 mg per 250 mL  
(24 mg per mL)

**For Single-Dose Only. Discard unused portion.**  
Sterile, Nonpyrogenic, Preservative-free, PVC-free, DEHP-free.  
The container and container closure are not made with natural rubber latex.

Each mL contains: 24 mg Foscarnet Sodium, USP, hydrochloric acid to adjust pH to 7.4 and Water for Injection, USP.

Store at 20° to 25°C (68° to 77°F). [See USP Controlled Room Temperature.] Protect from excessive heat (above 40°C) and from freezing. Use only if infusion bag and twist-off port stoppers are intact, vacuum is present, and solution is clear and colorless. Do not remove bag from the overwrap until ready for use.

**Usual dosage:** See package insert for dosage information.

**Administration Precautions:**

Administer by controlled intravenous infusion at a rate no more than 1 mg/kg/minute. When administered via a peripheral vein catheter, the 24 mg/mL injection must be diluted to a 12 mg/mL concentration.

Refer to package insert for compatible diluents and further instructions.

**Baxter**

Manufactured for  
Baxter Healthcare Corporation  
Deerfield, IL 60015 USA

07-04-00-1021  
GLFOS6000BUS  
Code No.: DRUGS/AP/01/2008

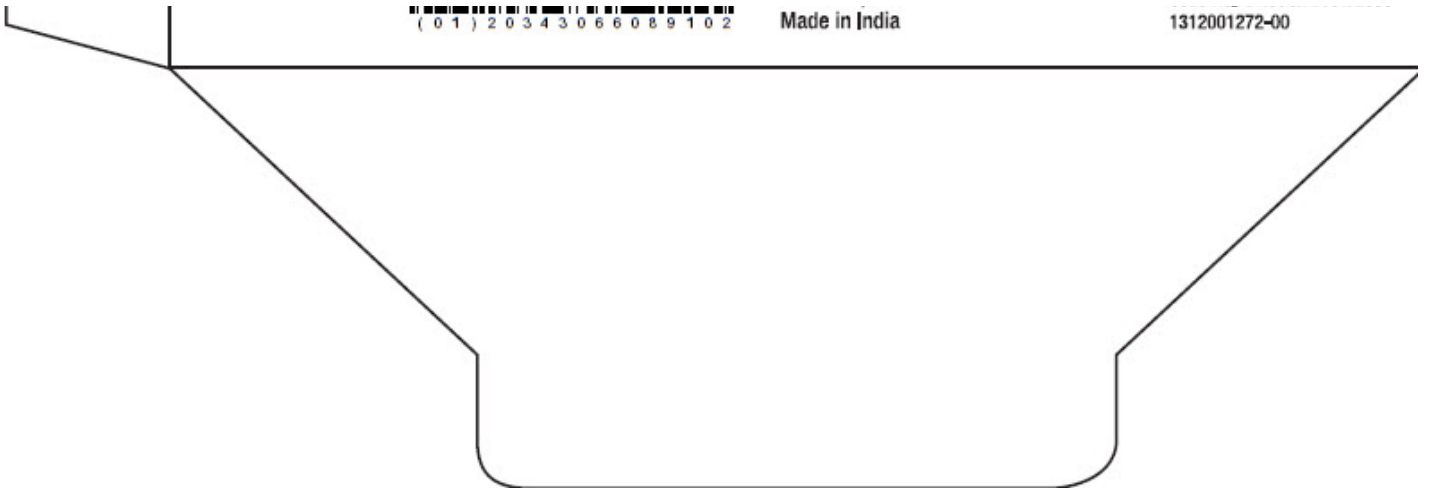




0120343066089102

Made in India

1312001272-00





NDC 43066-089-10

10 x 250 mL Single-Dose Bags

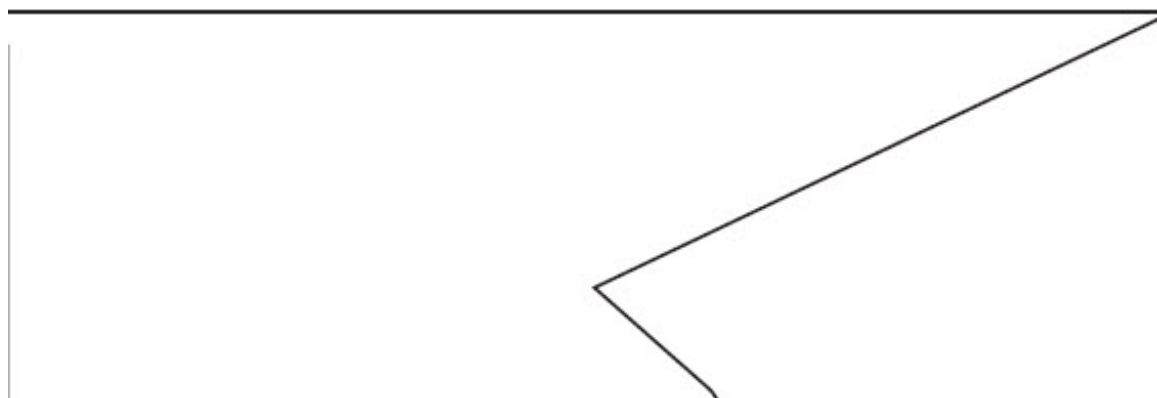
**Foscarnet**  
Sodium Injection

**6,000 mg per 250 mL**  
(24 mg per mL)

**For Central Intravenous Infusion Only**  
**Must Be Diluted for Peripheral Intravenous Infusion**

***Baxter***

**R<sub>x</sub>only**



NDC 43066-089-10      TO OPEN - TEAR AT NOTCH      250 mL

# Foscarnet

## Sodium Injection

**6,000 mg per 250 mL**  
(24 mg per mL)

For Central Intravenous Infusion Only  
Must Be Diluted for Peripheral Intravenous Infusion

**R<sub>only</sub>**

**For Single-Dose Only. Discard unused portion. Sterile, Nonpyrogenic, Preservative-free, PVC-free, DEHP-free.** The container and container closure are not made with natural rubber latex.

**Each mL contains: 24 mg Foscarnet Sodium, USP, hydrochloric acid to adjust pH to 7.4 and Water for Injection, USP.**

**Store at 20° to 25°C (68° to 77°F). [See USP Controlled Room Temperature.] Protect from excessive heat (above 40°C) and from freezing. Use only if infusion bag and twist-off port stoppers are intact, vacuum is present, and solution is clear and colorless. Do not remove bag from the overwrap until ready for use.**

**Usual dosage: See package insert for dosage information.**

**Administration Precautions:**  
Administer by controlled intravenous infusion at a rate no more than 1 mg/kg/minute. When administered via a peripheral vein catheter, the 24 mg/mL injection must be diluted to a 12 mg/mL concentration.


**Refer to package insert for compatible diluents and further instructions.**

**Manufactured for**  
Baxter Healthcare Corporation  
Deerfield, IL 60015 USA  
Made in India

GLFOS6000BUS  
07-07-00-1912  
Code No.: DRUGS/AP/01/2008  
1311001201-00

**LOT:**      **EXP:**

Un varnish area for  
Batch details (To be printed  
online) 50 x 28 mm



3 43066 08910 8

### Carton Label

Un Varnish Area For Inner Shipper Label  
(Batch Details & 2D Barcode)

270 x 220 mm

NDC 43066-089-10

Foscarnet  
Sodium Injection

6,000 mg per 250 mL  
(24 mg per mL)

Barcode  
(01) 20343066089102

For Single Dose Only. Discard unused portion.  
Sterile, Nonpyrogenic, Preservative-free, PVC-free, DEHP-free.  
This container and container closure are not made with natural  
rubber latex.

Each mL contains: 24 mg Foscarnet Sodium, USP, hydrochloric acid to adjust pH to 7.4  
and

Water for Injection, USP.

Store at 20° to 25°C (68° to 77°F). [See USP Controlled Room Temperature.] Protect from excessive heat (above 40°C) and from freezing. Use only if infusion bag and twist-off port stoppers are intact, vacuum is present, and solution is clear and colorless. Do not remove bag from the overwrap until ready for use.

Usual dosage: See package insert for dosage information.

Administration Precautions:

Administer by controlled intravenous infusion at a rate no more than 1 mg/kg/minute. When administered via a peripheral vein catheter, the 24 mg/mL injection must be diluted to a 12 mg/mL concentration.

Refer to package insert for compatible diluents and further instructions.

***Baxter Logo***

Manufactured for  
Baxter Healthcare Corporation  
Deerfield, IL 60015 USA  
Made in India

07-04-00-1021  
GLFOS6000BUS  
Code No.: DRUGS/AP/01/2008  
1312001272-00

**NDC 43066-089-10**  
**10 x 250 mL Single-Dose Bags**

**Foscarnet**  
**Sodium Injection**

6,000 mg per 250 mL  
(24 mg per mL)

**For Central Intravenous Infusion Only**  
**Must Be Diluted for Peripheral Intravenous Infusion**

***Baxter Logo***

Rx only

**NDC 43066-089-10**  
**10 x 250 mL Single-Dose Bags**

**Foscarnet**  
**Sodium Injection**

6,000 mg per 250 mL  
(24 mg per mL)

**For Central Intravenous Infusion Only**  
**Must Be Diluted for Peripheral Intravenous Infusion**

## Baxter Logo

Rx only

**NDC 43066-089-10**

**10 x 250 mL Single-Dose Bags**

## Foscarnet Sodium Injection

6,000 mg per 250 mL  
(24 mg per mL)

**For Central Intravenous Infusion Only  
Must Be Diluted for Peripheral Intravenous Infusion**

## Baxter Logo

Rx only

NDC 43066-089-10      TO OPEN - TEAR AT NOTCH      250 mL

# Foscarnet

## Sodium Injection

**6,000 mg per 250 mL**  
(24 mg per mL)

**For Central Intravenous Infusion Only  
Must Be Diluted for Peripheral Intravenous Infusion**

**Rx only**

**For Single-Dose Only. Discard unused portion.**  
Sterile, Nonpyrogenic, Preservative-free, PVC-free, DEHP-free.  
The container and container closure are not made with natural rubber latex.

Each mL contains: 24 mg Foscarnet Sodium, USP, hydrochloric acid to adjust pH to 7.4 and Water for Injection, USP.

Store at 20° to 25°C (68° to 77°F). [See USP Controlled Room Temperature.] Protect from excessive heat (above 40°C) and from freezing. Use only if infusion bag and twist-off port stoppers are intact, vacuum is present, and solution is clear and colorless. Do not remove bag from the overwrap until ready for use.

Usual dosage: See package insert for dosage information.

**Administration Precautions:**  
Administer by controlled intravenous infusion at a rate no more than 1 mg/kg/minute. When administered via a peripheral vein catheter, the 24 mg/mL injection must be diluted to a 12 mg/mL concentration.


Refer to package insert for compatible diluents and further instructions.

Manufactured for  
**Baxter**  
Baxter Healthcare Corporation  
Deerfield, IL 60015 USA  
Made in India

GLF0S6000BUS  
07-07-00-1912  
Code No.: DRUGS/AP/01/2008  
1311001201-00

LOT:  
EXP:

Un varnish area for  
Batch details (To be printed  
online) 50 x 28 mm



3 43066 08910 8

NDC 43066-089-10

R<sub>x</sub>only

# Foscarnet

## Sodium Injection

**6,000 mg per 250 mL**  
(24 mg per mL)

For Central Intravenous Infusion Only  
Must Be Diluted for Peripheral Intravenous Infusion

**Baxter**

07-07-00-1913  
Code No.: DRUGSAP/01/2008  
1311001202-00



**BAXTER CONFIDENTIAL - INTERNAL USE ONLY**

Part Number: 07-07-00-1913

Date: 01DEC22

Proofread No.: P01

Designer: G.S.

Page: 1 of 1

Colour Reference:

Black

PMS 199C

White

### Overpouch Label

NDC 43066-089-10  
TO OPEN - TEAR AT NOTCH  
250 mL

### Foscarnet Sodium Injection

6,000 mg per 250 mL  
(24 mg per mL)

For Central Intravenous Infusion Only  
Must Be Diluted for Peripheral Intravenous Infusion

Rx only

For Single-Dose Only. Discard unused portion.  
Sterile, Nonpyrogenic, Preservative-free, PVC-free, DEHP-free.

The container and container closure are not made with natural rubber latex.

Each mL contains: 24 mg Foscarnet Sodium, USP, hydrochloric acid to adjust pH to 7.4 and Water for Injection, USP.

Store at 20° to 25°C (68° to 77°F). [See USP Controlled Room Temperature.] Protect from excessive heat (above 40°C) and from freezing. Use only if infusion bag and twist-off port stoppers are intact, vacuum is present, and solution is clear and colorless. Do not remove bag from the overwrap until ready for use.

Usual dosage: See package insert for dosage information.

Administration Precautions:

Administer by controlled intravenous infusion at a rate no more than 1 mg/kg/minute. When administered via a peripheral vein catheter, the 24 mg/mL injection must be diluted to a 12 mg/mL concentration.

Refer to package insert for compatible diluents and further instructions.

***Baxter Logo***

GLFOS6000BUS  
07-07-00-1912  
Code No.: DRUGS/AP/01/2008  
1311001201-00

LOT:  
EXP:

Un varnish area for  
Batch details (To be printed  
online) 50 x 28 mm

Barcode  
3 43066 08910 8

NDC 43066-089-10  
Rx only

**Foscarnet  
Sodium Injection**

6,000 mg per 250 mL  
(24 mg per mL)

For Central Intravenous Infusion Only  
Must Be Diluted for Peripheral Intravenous Infusion

***Baxter Logo***

07-07-00-1913  
Code No.: DRUGS/AP/01/2008  
1311001202-00

Barcode

3 43066 08910 8

**FOSCARNET SODIUM**

foscarnet sodium injection, solution

**Product Information**

|                                |                         |                           |               |
|--------------------------------|-------------------------|---------------------------|---------------|
| <b>Product Type</b>            | HUMAN PRESCRIPTION DRUG | <b>Item Code (Source)</b> | NDC:43066-089 |
| <b>Route of Administration</b> | INTRAVENOUS             |                           |               |

**Active Ingredient/Active Moiety**

| Ingredient Name  | Basis of Strength | Strength             |
|--|-------------------|----------------------|
| <b>FOSCARNET SODIUM</b> (UNII: 964YS0OOG1) (FOSCARNET - UNII:364P9RVW4X) | FOSCARNET SODIUM  | 6000 mg<br>in 250 mL |

**Inactive Ingredients**

| Ingredient Name                             | Strength |
|---|----------|
| <b>HYDROCHLORIC ACID</b> (UNII: QTT17582CB) |          |
| <b>WATER</b> (UNII: 059QF0KOOR)             |          |

**Packaging**

| # | Item Code        | Package Description  | Marketing Start Date | Marketing End Date |
|---|------------------|--|----------------------|--------------------|
| 1 | NDC:43066-089-10 | 10 in 1 CARTON   | 08/28/2023           |                    |
| 1 |                  | 250 mL in 1 BAG; Type 9: Other Type of Part 3 Combination Product (e.g., Drug/Device/Biological Product) |                      |                    |

**Marketing Information**

| Marketing Category | Application Number or Monograph Citation | Marketing Start Date | Marketing End Date |
|--------------------|--|----------------------|--------------------|
| ANDA               | ANDA213001                               | 08/28/2023           |                    |

**Labeler** - Baxter Healthcare Corporation (005083209)

Revised: 8/2023

Baxter Healthcare Corporation