

LINEZOLID - linezolid tablet, coated

Macleods Pharmaceuticals Limited

HIGHLIGHTS OF PRESCRIBING INFORMATION

These highlights do not include all the information needed to use LINEZOLID TABLETS safely and effectively. See full prescribing information for LINEZOLID TABLETS.

LINEZOLID tablets, for oral use

Initial U.S. Approval: 2000

RECENT MAJOR CHANGES

Warnings and Precautions, Myelosuppression (5.1) 7/2023

Warnings and Precautions, Rhabdomyolysis (5.9) 6/2024

INDICATIONS AND USAGE

Linezolid tablets is an oxazolidinone-class antibacterial indicated in adults and children for the treatment of the following infections caused by susceptible Gram-positive bacteria: Nosocomial pneumonia (1.1); Community-acquired pneumonia (1.2); Complicated skin and skin structure infections, including diabetic foot infections, without concomitant osteomyelitis (1.3); Uncomplicated skin and skin structure infections (1.4); Vancomycin-resistant *Enterococcus faecium* infections. (1.5)

Limitations of Use (1.6):

- Linezolid tablets are not indicated for the treatment of Gram-negative infections.
- The safety and efficacy of Linezolid tablets formulations given for longer than 28 days have not been evaluated in controlled clinical trials.

To reduce the development of drug-resistant bacteria and maintain the effectiveness of linezolid tablets formulations and other antibacterial drugs, linezolid tablets should be used only to treat or prevent infections that are proven or strongly suspected to be caused by bacteria. (1.7)

DOSAGE AND ADMINISTRATION

Infection	Dosage, Route, and Frequency of Administration		Duration (days)
	Pediatric Patients (Birth through 11 years of Age)	Adults and Adolescents (12 years and Older)	
Nosocomial pneumonia Community-acquired pneumonia, including concurrent bacteremia Complicated skin and skin structure infections	10 mg/kg oral every 8 hours	600 mg oral every 12 hours	10 to 14
Vancomycin-resistant <i>Enterococcus faecium</i> infections, including concurrent bacteremia	10 mg/kg oral every 8 hours	600 mg oral every 12 hours	14 to 28
Uncomplicated skin and skin structure infections	less than 5 yrs: 10 mg/kg oral every 8 hours 5-11 yrs: 10 mg/kg oral every 12 hours	Adults: 400 mg oral every 12 hours Adolescents: 600 mg oral every 12 hours	10 to 14

DOSAGE FORMS AND STRENGTHS

- Linezolid Tablets, USP: 600 mg. (3)

CONTRAINDICATIONS

- Known hypersensitivity to linezolid or any of the other product components. (4.1)
- Patients taking any monoamine oxidase inhibitors (MAOI) or within two weeks of taking an MAOI. (4.2)

WARNINGS AND PRECAUTIONS

- Myelosuppression: Monitor complete blood counts weekly. Thrombocytopenia has been reported more often in patients with severe renal and in patients with moderate to severe hepatic impairment. Consider discontinuation in patients who develop or have worsening myelosuppression. (5.1)

- Peripheral and Optic Neuropathy: Reported primarily in patients treated for longer than 28 days. If patients experience symptoms of visual impairment, prompt ophthalmic evaluation is recommended. (5.2)
- Serotonin Syndrome: Monitor patients taking serotonergic agents, including antidepressants and opioids, for signs of serotonin syndrome. Patients taking serotonergic antidepressants should receive linezolid tablets only if no other therapies are available. Discontinue serotonergic antidepressants and monitor patients for signs and symptoms of both serotonin syndrome and antidepressant discontinuation. (5.3)
- A mortality imbalance was seen in an investigational study in linezolid-treated patients with catheter-related bloodstream infections. (5.4)
- Clostridioides difficile-Associated Diarrhea: Evaluate if diarrhea occurs. (5.5)
- Potential interactions producing elevation of blood pressure: monitor blood pressure. (5.6)
- Rhabdomyolysis: If signs or symptoms of rhabdomyolysis are observed, discontinue linezolid tablets and initiate appropriate therapy. (5.9)
- Hypoglycemia: Postmarketing cases of symptomatic hypoglycemia have been reported in patients with diabetes mellitus receiving insulin or oral hypoglycemic agents. (5.10)
- Hyponatremia and/or Syndrome of Inappropriate Antidiuretic Hormone Secretion (SIADH): Monitor serum sodium levels regularly in patients at risk of hyponatremia and/or SIADH. (5.11)

-----ADVERSE REACTIONS-----

Most common adverse reactions (>5% of adult and/or pediatric patients treated with linezolid tablets) include: diarrhea, vomiting, headache, nausea, and anemia. (6)

To report SUSPECTED ADVERSE REACTIONS, contact Macleods Pharma USA, Inc. at 1-888-943-3210 or 1-855-926-3384 or FDA at 1-800-FDA-1088 or www.fda.gov/medwatch.

-----DRUG INTERACTIONS-----

Monoamine oxidase inhibitors and potential for interaction with adrenergic and serotonergic agents. (4.2, 5.3, 5.6, 7, 12.3)

See 17 for PATIENT COUNSELING INFORMATION.

Revised: 10/2024

FULL PRESCRIBING INFORMATION: CONTENTS*

1 INDICATIONS AND USAGE

- 1.1 Nosocomial Pneumonia
- 1.2 Community-acquired Pneumonia
- 1.3 Complicated Skin and Skin Structure Infections
- 1.4 Uncomplicated Skin and Skin Structure Infections
- 1.5 Vancomycin-resistant Enterococcus faecium Infections
- 1.6 Limitations of Use
- 1.7 Usage

2 DOSAGE AND ADMINISTRATION

- 2.1 General Dosage and Administration

3 DOSAGE FORMS AND STRENGTHS

4 CONTRAINDICATIONS

- 4.1 Hypersensitivity
- 4.2 Monoamine Oxidase Inhibitors

5 WARNINGS AND PRECAUTIONS

- 5.1 Myelosuppression
- 5.2 Peripheral and Optic Neuropathy
- 5.3 Serotonin Syndrome

- 5.4 Mortality Imbalance in an Investigational Study in Patients with Catheter-Related Bloodstream Infections, Including Those with Catheter-site Infections
- 5.5 *Clostridioides difficile*-Associated Diarrhea
- 5.6 Potential Interactions Producing Elevation of Blood Pressure
- 5.7 Lactic Acidosis
- 5.8 Convulsions
- 5.9 Rhabdomyolysis
- 5.10 Hypoglycemia
- 5.11 Hyponatremia and/or Syndrome of Inappropriate Antidiuretic Hormone Secretion (SIADH)
- 5.13 Development of Drug-Resistant Bacteria

6 ADVERSE REACTIONS

- 6.1 Clinical Trials Experience
- 6.2 Postmarketing Experience

7 DRUG INTERACTIONS

- 7.1 Monoamine Oxidase Inhibitors
- 7.2 Adrenergic and Serotonergic Agents

8 USE IN SPECIFIC POPULATIONS

- 8.1 Pregnancy
- 8.2 Lactation
- 8.3 Females and Males of Reproductive Potential
- 8.4 Pediatric Use
- 8.5 Geriatric Use

10 OVERDOSAGE

11 DESCRIPTION

12 CLINICAL PHARMACOLOGY

- 12.1 Mechanism of Action
- 12.2 Pharmacodynamics
- 12.3 Pharmacokinetics
- 12.4 Microbiology

13 NONCLINICAL TOXICOLOGY

- 13.1 Carcinogenesis, Mutagenesis, Impairment of Fertility
- 13.2 Animal Toxicology and/or Pharmacology

14 CLINICAL STUDIES

- 14.1 Adults
- 14.2 Pediatric Patients

16 HOW SUPPLIED/STORAGE AND HANDLING

- 16.2 Tablets
- 16.4 Storage and Handling

17 PATIENT COUNSELING INFORMATION

* Sections or subsections omitted from the full prescribing information are not listed.

FULL PRESCRIBING INFORMATION

1 INDICATIONS AND USAGE

1.1 Nosocomial Pneumonia

Linezolid tablets are indicated for the treatment of nosocomial pneumonia caused by *Staphylococcus aureus* (methicillin-susceptible and -resistant isolates) or *Streptococcus pneumoniae* [see *Clinical Studies* (14)].

1.2 Community-acquired Pneumonia

Linezolid tablets are indicated for the treatment of community-acquired pneumonia caused by *Streptococcus pneumoniae*, including cases with concurrent bacteremia, or *Staphylococcus aureus* (methicillin-susceptible isolates only) [see *Clinical Studies* (14)].

1.3 Complicated Skin and Skin Structure Infections

Linezolid tablets is indicated for the treatment of complicated skin and skin structure infections, including diabetic foot infections, without concomitant osteomyelitis, caused by *Staphylococcus aureus* (methicillin-susceptible and -resistant isolates), *Streptococcus pyogenes*, or *Streptococcus agalactiae*. Linezolid tablet has not been studied in the treatment of decubitus ulcers [see *Clinical Studies* (14)].

1.4 Uncomplicated Skin and Skin Structure Infections

Linezolid tablets are indicated for the treatment of uncomplicated skin and skin structure infections caused by *Staphylococcus aureus* (methicillin-susceptible isolates only) or *Streptococcus pyogenes* [see *Clinical Studies* (14)].

1.5 Vancomycin-resistant *Enterococcus faecium* Infections

Linezolid tablets is indicated for the treatment of vancomycin-resistant *Enterococcus faecium* infections, including cases with concurrent bacteremia [see *Clinical Studies* (14)].

1.6 Limitations of Use

- Linezolid tablets are not indicated for the treatment of Gram-negative infections. It is critical that specific Gram-negative therapy be initiated immediately if a concomitant Gram-negative pathogen is documented or suspected [see *Warnings and Precautions* (5.4)].
- The safety and efficacy of linezolid tablets formulations given for longer than 28 days have not been evaluated in controlled clinical trials [see *Clinical Studies* (14)].

1.7 Usage

To reduce the development of drug-resistant bacteria and maintain the effectiveness of linezolid tablets and other antibacterial drugs, linezolid tablets should be used only to treat or prevent infections that are proven or strongly suspected to be caused by susceptible bacteria. When culture and susceptibility information are available, they should be considered in selecting or modifying antibacterial therapy.

In the absence of such data, local epidemiology and susceptibility patterns may contribute to the empiric selection of therapy.

2 DOSAGE AND ADMINISTRATION

2.1 General Dosage and Administration

The recommended dosage for linezolid tablets formulations for the treatment of infections is described in Table 1.

Table 1. Dosage Guidelines for Linezolid Tablets

Infection*	Dosage, Route and Frequency of Administration		Recommended Duration of Treatment (consecutive days)
	Pediatric Patients† (Birth through 11 Years of Age)	Adults and Adolescents (12 Years and Older)	
Nosocomial pneumonia Community-acquired pneumonia, including concurrent bacteremia Complicated skin and skin structure infections	10 mg/kg ora‡ every 8 hours	600 mg ora‡ every 12 hours	10 to 14
Vancomycin-resistant <i>Enterococcus faecium</i> infections, including concurrent bacteremia	10 mg/kg ora‡ every 8 hours	600 mg ora‡ every 12 hours	14 to 28
Uncomplicated skin and skin structure infections	less than 5 yrs: 10 mg/kg ora‡ every 8 hours 5-11 yrs: 10 mg/kg ora‡ every 12 hours	Adults: 400 mg ora‡ every 12 hours Adolescents: 600 mg ora‡ every 12 hours	10 to 14

* Due to the designated pathogens [see *Indications and Usage (1)*]

† **Neonates less than 7 days:** Most pre-term neonates less than 7 days of age (gestational age less than 34 weeks) have lower systemic linezolid clearance values and larger AUC values than many full-term neonates and older infants. These neonates should be initiated with a dosing regimen of 10 mg/kg every 12 hours. Consideration may be given to the use of 10 mg/kg every 8 hours regimen in neonates with a sub-optimal clinical response. All neonatal patients should receive 10 mg/kg every 8 hours by 7 days of life [see *Use in Specific Populations (8.4)* and *Clinical Pharmacology (12.3)*].

‡ Oral dosing using linezolid tablets [see *How Supplied/Storage and Handling (16)*].

No dose adjustment is necessary when switching from intravenous to oral administration.

3 DOSAGE FORMS AND STRENGTHS

Linezolid Tablets ,USP 600 mg:

White to off-white, capsule shaped, biconvex, film coated tablets debossed “F32” on one side and plain on other side.

4 CONTRAINDICATIONS

4.1 Hypersensitivity

Linezolid tablets formulations are contraindicated for use in patients who have known hypersensitivity to linezolid or any of the other product components.

4.2 Monoamine Oxidase Inhibitors

Linezolid should not be used in patients taking any medicinal product which inhibits monoamine oxidases A or B (e.g., phenelzine, isocarboxazid) or within two weeks of taking any such medicinal product.

5 WARNINGS AND PRECAUTIONS

5.1 Myelosuppression

Myelosuppression (including anemia, leukopenia, pancytopenia, and thrombocytopenia) has been reported in patients receiving linezolid. In cases where the outcome is known, when linezolid was discontinued, the affected hematologic parameters have risen toward pretreatment levels. Thrombocytopenia has been reported more often in patients with severe renal impairment, whether or not on dialysis, and in patients with moderate to severe hepatic impairment. Complete blood counts should be monitored weekly in patients who receive linezolid, particularly in those who receive linezolid for longer than two weeks, those with pre-existing myelosuppression, those with severe renal impairment or moderate to severe hepatic impairment, those receiving concomitant drugs that produce bone marrow suppression, or those with a chronic infection who have received previous or concomitant antibacterial drug therapy. Discontinuation of therapy with linezolid should be considered in patients who develop or have worsening myelosuppression [see *Adverse Reactions* (6.2)].

5.2 Peripheral and Optic Neuropathy

Peripheral and optic neuropathies have been reported in patients treated with linezolid tablets, primarily in those patients treated for longer than the maximum recommended duration of 28 days. In cases of optic neuropathy that progressed to loss of vision, patients were treated for extended periods beyond the maximum recommended duration. Visual blurring has been reported in some patients treated with linezolid tablets for less than 28 days. Peripheral and optic neuropathy has also been reported in children.

If patients experience symptoms of visual impairment, such as changes in visual acuity, changes in color vision, blurred vision, or visual field defect, prompt ophthalmic evaluation is recommended. Visual function should be monitored in all patients taking linezolid tablets for extended periods (≥ 3 months) and in all patients reporting new visual symptoms regardless of length of therapy with linezolid tablets. If peripheral or optic neuropathy occurs, the continued use of linezolid tablets in these patients should

be weighed against the potential risks.

5.3 Serotonin Syndrome

Spontaneous reports of serotonin syndrome including fatal cases associated with the co-administration of linezolid tablets and serotonergic agents, including antidepressants such as selective serotonin reuptake inhibitors (SSRIs), have been reported.

Unless clinically appropriate and patients are carefully observed for signs and/or symptoms of serotonin syndrome or neuroleptic malignant syndrome-like (NMS-like) reactions, linezolid should not be administered to patients with carcinoid syndrome and/or patients taking any of the following medications: serotonin re-uptake inhibitors, tricyclic antidepressants, bupropion, buspirone, serotonin 5-HT₁ receptor agonists (triptans), and opioids, including meperidine [see *Drug Interactions (7) and Clinical Pharmacology (12.3)*].

In some cases, a patient already receiving a serotonergic antidepressant or buspirone may require urgent treatment with linezolid. If alternatives to linezolid are not available and the potential benefits of linezolid outweigh the risks of serotonin syndrome or NMS-like reactions, the serotonergic antidepressant should be stopped promptly and linezolid administered. The patient should be monitored for two weeks (five weeks if fluoxetine was taken) or until 24 hours after the last dose of linezolid, whichever comes first. Symptoms of serotonin syndrome or NMS-like reactions include hyperthermia, rigidity, myoclonus, autonomic instability, and mental status changes that include extreme agitation progressing to delirium and coma. The patient should also be monitored for discontinuation symptoms of the antidepressant (see package insert of the specified agent(s) for a description of the associated discontinuation symptoms).

5.4 Mortality Imbalance in an Investigational Study in Patients with Catheter-Related Bloodstream Infections, Including Those with Catheter-site Infections

An imbalance in mortality was seen in patients treated with linezolid relative to vancomycin/dicloxacillin/oxacillin in an open-label study in seriously ill patients with

intravascular catheter-related infections [78/363 (21.5%) vs. 58/363 (16.0%); odds ratio 1.426, 95% CI 0.970, 2.098]. While causality has not been established, this observed imbalance occurred primarily in linezolid-treated patients in whom either Gram-negative pathogens, mixed Gram-negative and Gram-positive pathogens, or no pathogen were identified at baseline, but was not seen in patients with Gram-positive infections only. Linezolid are not approved and should not be used for the treatment of patients with catheter-related bloodstream infections or catheter-site infections.

Linezolid have no clinical activity against Gram-negative pathogens and are not indicated for the treatment of Gram-negative infections. It is critical that specific Gram-negative therapy be initiated immediately if a concomitant Gram-negative pathogen is documented or suspected [see *Indications and Usage (1)*].

5.5 *Clostridioides difficile*-Associated Diarrhea

Clostridioides difficile-Associated Diarrhea (CDAD) has been reported with use of nearly all antibacterial agents, including linezolid tablets, and may range in severity from mild diarrhea to fatal colitis. Treatment with antibacterial agents alters the normal flora of the colon leading to overgrowth of *C. difficile*.

C. difficile produces toxins A and B which contribute to the development of CDAD. Hypertoxin producing strains of *C. difficile* cause increased morbidity and mortality, as these infections can be refractory to antimicrobial therapy and may require colectomy. CDAD must be considered in all patients who present with diarrhea following antibacterial drug use.

Careful medical history is necessary since CDAD has been reported to occur over two months after the administration of antibacterial agents.

If CDAD is suspected or confirmed, ongoing antibacterial drug use not directed against *C. difficile* may need to be discontinued. Appropriate fluid and electrolyte management, protein supplementation, antibacterial drug treatment of *C. difficile*, and surgical evaluation should be instituted as clinically indicated.

5.6 Potential Interactions Producing Elevation of Blood Pressure

Unless patients are monitored for potential increases in blood pressure, linezolid should not be administered to patients with uncontrolled hypertension, pheochromocytoma, thyrotoxicosis and/or patients taking any of the following types of medications: directly and indirectly acting sympathomimetic agents (e.g., pseudoephedrine), vasopressive agents (e.g., epinephrine, norepinephrine), dopaminergic agents (e.g., dopamine, dobutamine) [see *Drug Interactions (7)* and *Clinical Pharmacology (12.3)*].

5.7 Lactic Acidosis

Lactic acidosis has been reported with the use of linezolid tablets. In reported cases, patients experienced repeated episodes of nausea and vomiting. Patients who develop recurrent nausea or vomiting, unexplained acidosis, or a low bicarbonate level while receiving linezolid tablets should receive immediate medical evaluation.

5.8 Convulsions

Convulsions have been reported in patients when treated with linezolid. In some of these cases, a history of seizures or risk factors for seizures was reported.

5.9 Rhabdomyolysis

Rhabdomyolysis has been reported with the use of linezolid, including linezolid tablets [see *Adverse Reactions (6.2)*]. If signs or symptoms of rhabdomyolysis such as muscle pain, tenderness or weakness, dark urine or elevated creatine phosphokinase are

observed, discontinue linezolid tablets and initiate appropriate therapy.

5.10 Hypoglycemia

Postmarketing cases of symptomatic hypoglycemia have been reported in patients with diabetes mellitus receiving insulin or oral hypoglycemic agents when treated with linezolid, a reversible, nonselective MAO inhibitor. Some MAO inhibitors have been associated with hypoglycemic episodes in diabetic patients receiving insulin or hypoglycemic agents. While a causal relationship between linezolid and hypoglycemia has not been established, diabetic patients should be cautioned of potential hypoglycemic reactions when treated with linezolid.

If hypoglycemia occurs, a decrease in the dose of insulin or oral hypoglycemic agent, or discontinuation of oral hypoglycemic agent, insulin, or linezolid may be required.

5.11 Hyponatremia and/or Syndrome of Inappropriate Antidiuretic Hormone Secretion (SIADH)

Postmarketing cases of hyponatremia and/or Syndrome of Inappropriate Antidiuretic Hormone Secretion (SIADH) have been observed in patients treated with linezolid. In reported cases, the signs and symptoms included confusion, somnolence, generalized weakness, and in severe cases led to respiratory failure and even death. Monitor serum sodium levels regularly in the elderly, in patients taking diuretics, and in other patients at risk of hyponatremia and/or SIADH while taking linezolid tablets. If signs and symptoms of hyponatremia and/or SIADH occur, discontinue linezolid tablets, and institute appropriate supportive measures

5.13 Development of Drug-Resistant Bacteria

Prescribing linezolid tablets in the absence of a proven or strongly suspected bacterial infection or a prophylactic indication is unlikely to provide benefit to the patient and increases the risk of the development of drug-resistant bacteria.

6 ADVERSE REACTIONS

The following clinically significant adverse reactions are described elsewhere in the labeling:

- Myelosuppression [see *Warnings and Precautions (5.1)*]
- Peripheral and Optic Neuropathy [see *Warnings and Precautions (5.2)*]
- Serotonin Syndrome [see *Warnings and Precautions (5.3)*]
- Clostridioides difficile-Associated Diarrhea [see *Warnings and Precautions (5.5)*]
- Lactic Acidosis [see *Warnings and Precautions (5.7)*]
- Convulsions [see *Warnings and Precautions (5.8)*]
- Rhabdomyolysis [see *Warnings and Precautions (5.9)*]
- Hypoglycemia [see *Warnings and Precautions (5.10)*] Hyponatremia and/or Syndrome of Inappropriate Antidiuretic Hormone Secretion (SIADH) [see *Warnings and Precautions (5.11)*]

6.1 Clinical Trials Experience

Because clinical trials are conducted under widely varying conditions, adverse reaction rates observed in the clinical trials of a drug cannot be directly compared to rates in the clinical trials of another drug and may not reflect the rates observed in practice.

Adults

The safety of linezolid tablets formulations was evaluated in 2,046 adult patients enrolled in seven Phase 3 comparator-controlled clinical trials, who were treated for up to 28 days.

Of the patients treated for uncomplicated skin and skin structure infections (uSSSIs), 25.4% of linezolid tablets-treated and 19.6% of comparator-treated patients experienced at least one drug-related adverse event. For all other indications, 20.4% of linezolid tablets-treated and 14.3% of comparator-treated patients experienced at least one drug-related adverse event.

Table 2 shows the incidence of all-causality, treatment-emergent adverse reactions reported in at least 1% of adult patients in these trials by dose of linezolid tablets.

Table 2. Incidence (%) of Treatment-Emergent Adverse Reactions Occurring in >1% of Adult Patients Treated with linezolid tablets in Comparator-Controlled Clinical Trials

ADVERSE REACTIONS	Uncomplicated Skin and Skin Structure Infections		All Other Indications	
	Linezolid tablets 400 mg by mouth every 12 hours (n=548)	Clarithromycin 250 mg by mouth every 12 hours (n=537)	Linezolid tablets 600 mg every 12 hours (n=1498)	All Other Comparators* (n=1464)
Headache	8.8	8.4	5.7	4.4
Diarrhea	8.2	6.1	8.3	6.4
Nausea	5.1	4.5	6.6	4.6
Vomiting	2.0	1.5	4.3	2.3
Dizziness	2.6	3.0	1.8	1.5
Rash	1.1	1.1	2.3	2.6
Anemia	0.4	0	2.1	1.4
Taste alteration	1.8	2.0	1.0	0.3
Vaginal moniliasis	1.8	1.3	1.1	0.5
Oral moniliasis	0.5	0	1.7	1.0
Abnormal liver function tests	0.4	0.2	1.6	0.8
Fungal infection	1.5	0.2	0.3	0.2
Tongue discoloration	1.3	0	0.3	0
Localized abdominal pain	1.3	0.6	1.2	0.8
Generalized abdominal	0.9	0.4	1.2	1.0

pain				
------	--	--	--	--

* Comparators included cefpodoxime proxetil 200 mg by mouth every 12 hours; ceftriaxone 1 g intravenously every 12 hours; dicloxacillin 500 mg by mouth every 6 hours; oxacillin 2 g intravenously every 6 hours; vancomycin 1 g intravenously every 12 hours.

Of the patients treated for uSSSIs, 3.5% of linezolid tablets-treated and 2.4% of comparator-treated patients discontinued treatment due to drug-related adverse events. For all other indications, discontinuations due to drug-related adverse events occurred in 2.1% of linezolid tablets-treated and 1.7% of comparator-treated patients. The most common reported drug-related adverse events leading to discontinuation of treatment were nausea, headache, diarrhea, and vomiting.

Pediatric Patients

The safety of linezolid tablets formulations was evaluated in 215 pediatric patients ranging in age from birth through 11 years, and in 248 pediatric patients aged 5 through 17 years (146 of these 248 were age 5 through 11 and 102 were age 12 to 17). These patients were enrolled in two Phase 3 comparator-controlled clinical trials and were treated for up to 28 days. In the study of hospitalized pediatric patients (birth through 11 years) with Gram-positive infections, who were randomized 2 to 1 (linezolid: vancomycin), mortality was 6.0% (13/215) in the linezolid arm and 3.0% (3/101) in the vancomycin arm. However, given the severe underlying illness in the patient population, no causality could be established.

Of the pediatric patients treated for uSSSIs, 19.2% of linezolid tablets-treated and 14.1% of comparator-treated patients experienced at least one drug-related adverse event. For all other indications, 18.8% of linezolid tablets-treated and 34.3% of comparator-treated patients experienced at least one drug-related adverse event.

Table 3 shows the incidence of all-causality, treatment-emergent adverse reactions reported in more than 1% of pediatric patients (and more than 1 patient) in either treatment group in the comparator-controlled Phase 3 trials.

Table 3. Incidence (%) of Treatment-Emergent Adverse Reactions Occurring in > 1% of Pediatric Patients (and >1 Patient) in Either Treatment Group in Comparator-Controlled Clinical Trials

ADVERSE REACTIONS	Uncomplicated Skin and Skin Structure Infections*		All Other Indications†	
	Linezolid tablets (n=248)	Cefadroxil (n=251)	Linezolid tablets (n=215)	Vancomycin (n=101)
Diarrhea	7.8	8.0	10.8	12.1
Vomiting	2.9	6.4	9.4	9.1
Headache	6.5	4.0	0.9	0
Anemia	0	0	5.6	7.1
Thrombocytopenia	0	0	4.7	2.0
Nausea	3.7	3.2	1.9	0
Generalized abdominal pain	2.4	2.8	0.9	2.0
Localized abdominal	2.4	2.8	0.5	1.0

pain				
Loose stools	1.6	0.8	2.3	3.0
Eosinophilia	0.4	0.8	1.9	1.0
Pruritus at non-application site	0.8	0.4	1.4	2.0
Vertigo	1.2	0.4	0	0

* Patients 5 through 11 years of age received linezolid tablets 10 mg/kg by mouth every 12 hours or cefadroxil 15 mg/kg by mouth every 12 hours. Patients 12 years or older received linezolid tablets 600 mg by mouth every 12 hours or cefadroxil 500 mg by mouth every 12 hours.

† Patients from birth through 11 years of age received linezolid tablets 10 mg/kg intravenously by mouth every 8 hours or vancomycin 10 to 15 mg/kg intravenously every 6-24 hours, depending on age and renal clearance.

Of the pediatric patients treated for uSSSIs, 1.6% of linezolid tablets-treated and 2.4% of comparator-treated patients discontinued treatment due to drug-related adverse events. For all other indications, discontinuations due to drug-related adverse events occurred in 0.9% of linezolid tablets-treated and 6.1% of comparator-treated patients.

Laboratory Abnormalities

Linezolid tablet has been associated with thrombocytopenia when used in doses up to and including 600 mg every 12 hours for up to 28 days. In Phase 3 comparator-controlled trials, the percentage of adult patients who developed a substantially low platelet count (defined as less than 75% of lower limit of normal and/or baseline) was 2.4% (range among studies: 0.3 to 10.0%) with linezolid tablets and 1.5% (range among studies: 0.4 to 7.0%) with a comparator. In a study of hospitalized pediatric patients ranging in age from birth through 11 years, the percentage of patients who developed a substantially low platelet count (defined as less than 75% of lower limit of normal and/or baseline) was 12.9% with linezolid tablets and 13.4% with vancomycin. In an outpatient study of pediatric patients aged from 5 through 17 years, the percentage of patients who developed a substantially low platelet count was 0% with linezolid tablets and 0.4% with cefadroxil. Thrombocytopenia associated with the use of linezolid tablets appears to be dependent on duration of therapy (generally greater than 2 weeks of treatment). The platelet counts for most patients returned to the normal range/baseline during the follow-up period. No related clinical adverse events were identified in Phase 3 clinical trials in patients developing thrombocytopenia. Bleeding events were identified in thrombocytopenic patients in a compassionate use program for linezolid tablets; the role of linezolid in these events cannot be determined [see *Warnings and Precautions (5.1)*].

Changes seen in other laboratory parameters, without regard to drug relationship, revealed no substantial differences between linezolid tablets and the comparators. These changes were generally not clinically significant, did not lead to discontinuation of therapy, and were reversible. The incidence of adult and pediatric patients with at least one substantially abnormal hematologic or serum chemistry value is presented in Tables 4, 5, 6, and 7.

Table 4. Percent of Adult Patients who Experienced at Least One Substantially Abnormal* Hematology Laboratory Value in Comparator-Controlled Clinical Trials with linezolid tablets

Laboratory Assay	Uncomplicated Skin and Skin Structure Infections		All Other Indications	
	Linezolid Tablets 400 mg every 12 hours	Clarithromycin 250 mg every 12 hours	Linezolid Tablets 600 mg every 12 hours	All Other Comparators†
Hemoglobin (g/dL)	0.9	0.0	7.1	6.6
Platelet count (x 10 ³ /mm ³)	0.7	0.8	3.0	1.8
WBC (x 10 ³ /mm ³)	0.2	0.6	2.2	1.3
Neutrophils (x 10 ³ /mm ³)	0.0	0.2	1.1	1.2

* <75% (<50% for neutrophils) of Lower Limit of Normal (LLN) for values normal at baseline; <75% (<50% for neutrophils) of LLN and of baseline for values abnormal at baseline.

† Comparators included cefpodoxime proxetil 200 mg by mouth every 12 hours; ceftriaxone 1 g intravenously every 12 hours; dicloxacillin 500 mg by mouth every 6 hours; oxacillin 2 g intravenously every 6 hours; vancomycin 1 g intravenously every 12 hours.

Table 5. Percent of Adult Patients who Experienced at Least One Substantially Abnormal* Serum Chemistry Laboratory Value in Comparator-Controlled Clinical Trials with linezolid tablets

Laboratory Assay	Uncomplicated Skin and Skin Structure Infections		All Other Indications	
	Linezolid tablets 400 mg every 12 hours	Clarithromycin 250 mg every 12 hours	Linezolid tablets 600 mg every 12 hours	All Other Comparators†
AST (U/L)	1.7	1.3	5.0	6.8
ALT (U/L)	1.7	1.7	9.6	9.3
LDH (U/L)	0.2	0.2	1.8	1.5
Alkaline phosphatase (U/L)	0.2	0.2	3.5	3.1
Lipase (U/L)	2.8	2.6	4.3	4.2
Amylase (U/L)	0.2	0.2	2.4	2.0
Total bilirubin (mg/dL)	0.2	0.0	0.9	1.1
BUN (mg/dL)	0.2	0.0	2.1	1.5

Creatinine (mg/dL)	0.2	0.0	0.2	0.6
--------------------	-----	-----	-----	-----

* >2 x Upper Limit of Normal (ULN) for values normal at baseline; >2 x ULN and >2 x baseline for values abnormal at baseline.

† Comparators included cefpodoxime proxetil 200 mg by mouth every 12 hours; ceftriaxone 1 g intravenously every 12 hours; dicloxacillin 500 mg by mouth every 6 hours; oxacillin 2 g intravenously every 6 hours; vancomycin 1 g intravenously every 12 hours.

Table 6. Percent of Pediatric Patients who Experienced at Least One Substantially Abnormal* Hematology Laboratory Value in Comparator-Controlled Clinical Trials with linezolid tablets

Laboratory Assay	Uncomplicated Skin and Skin Structure Infections†		All Other Indications‡	
	Linezolid tablets	Cefadroxil	Linezolid tablets	Vancomycin
Hemoglobin (g/dL)	0.0	0.0	15.7	12.4
Platelet count (x 10 ³ /mm ³)	0.0	0.4	12.9	13.4
WBC (x 10 ³ /mm ³)	0.8	0.8	12.4	10.3
Neutrophils (x 10 ³ /mm ³)	1.2	0.8	5.9	4.3

* <75% (<50% for neutrophils) of Lower Limit of Normal (LLN) for values normal at baseline; <75% (<50% for neutrophils) of LLN and <75% (<50% for neutrophils, <90% for hemoglobin if baseline <LLN) of baseline for values abnormal at baseline.

† Patients 5 through 11 years of age received linezolid tablets 10 mg/kg by mouth every 12 hours or cefadroxil 15 mg/kg by mouth every 12 hours. Patients 12 years or older received linezolid tablets 600 mg by mouth every 12 hours or cefadroxil 500 mg by mouth every 12 hours.

‡ Patients from birth through 11 years of age received linezolid tablets 10 mg/kg intravenously by mouth every 8 hours or vancomycin 10 to 15 mg/kg intravenously every 6-24 hours, depending on age and renal clearance.

Table 7. Percent of Pediatric Patients who Experienced at Least One Substantially Abnormal* Serum Chemistry Laboratory Value in Comparator-Controlled Clinical Trials with linezolid tablets

Laboratory Assay	Uncomplicated Skin and Skin Structure Infections†		All Other Indications‡	
	Linezolid tablets	Cefadroxil	Linezolid tablets	Vancomycin
ALT (U/L)	0.0	0.0	10.1	12.5
Lipase (U/L)	0.4	1.2	---	---

Amylase (U/L)	---	---	0.6	1.3
Total bilirubin (mg/dL)	---	---	6.3	5.2
Creatinine (mg/dL)	0.4	0.0	2.4	1.0

* >2 x Upper Limit of Normal (ULN) for values normal at baseline; >2 x ULN and >2 (>1.5 for total bilirubin) x baseline for values abnormal at baseline.

† Patients 5 through 11 years of age received linezolid tablets 10 mg/kg by mouth every 12 hours or cefadroxil 15 mg/kg by mouth every 12 hours. Patients 12 years or older received linezolid tablets 600 mg mouth every 12 hours or cefadroxil 500 mg by mouth every 12 hours.

‡ Patients from birth through 11 years of age received linezolid tablets 10 mg/kg intravenously/by mouth every 8 hours or vancomycin 10 to 15 mg/kg intravenously every 6-24 hours, depending on age and renal clearance.

6.2 Postmarketing Experience

The following adverse reactions have been identified during post-approval use of linezolid tablets. Because these reactions are reported voluntarily from a population of uncertain size, it is not always possible to reliably estimate their frequency or establish a causal relationship to drug exposure:

- Anaphylaxis, angioedema, bullous skin disorders including severe cutaneous adverse reactions (SCAR) such as toxic epidermal necrolysis and Stevens-Johnson syndrome, and hypersensitivity vasculitis.
- Myelosuppression (including anemia, leukopenia, pancytopenia, and thrombocytopenia). Thrombocytopenia has been reported more often in patients with severe renal impairment and in patients with moderate to severe hepatic impairment [see *Warnings and Precautions (5.1)*]; sideroblastic anemia.
- Peripheral neuropathy, and optic neuropathy sometimes progressing to loss of vision [see *Warnings and Precautions (5.2)*].
- Serotonin syndrome has been reported in patients receiving concomitant serotonergic agents, including antidepressants such as selective serotonin reuptake inhibitors (SSRIs) and opioids, and linezolid tablets [see *Warnings and Precautions (5.3)*].
- Lactic acidosis [see *Warnings and Precautions (5.7)*]. Although these reports have primarily been in patients treated for longer than the maximum recommended duration of 28 days, these events have also been reported in patients receiving shorter courses of therapy.
- Convulsions [see *Warnings and Precautions (5.8)*].
- Rhabdomyolysis [see *Warnings and Precautions (5.9)*].
- Hypoglycemia, including symptomatic episodes [see *Warnings and Precautions (5.10)*].
- Hyponatremia and/or Syndrome of Inappropriate Antidiuretic Hormone Secretion (SIADH) [see *Warnings and Precautions (5.11)*].
- Superficial tooth discoloration and tongue discoloration have been reported with the use of linezolid tablets. The tooth discoloration was removable with professional dental cleaning (manual descaling) in cases with known outcome.

7 DRUG INTERACTIONS

7.1 Monoamine Oxidase Inhibitors

Linezolid is a reversible, nonselective inhibitor of monoamine oxidase [see *Contraindications (4.2) and Clinical Pharmacology (12.3)*].

7.2 Adrenergic and Serotonergic Agents

Linezolid has the potential for interaction with adrenergic and serotonergic agents [see *Warnings and Precautions (5.3, 5.6) and Clinical Pharmacology (12.3)*].

8 USE IN SPECIFIC POPULATIONS

8.1 Pregnancy

Risk Summary

Available data from published and postmarketing case reports with linezolid use in pregnant women have not identified a drug-associated risk of major birth defects, miscarriage, or adverse maternal or fetal outcomes. When administered during organogenesis, linezolid did not cause malformations in mice, rats, or rabbits at maternal exposure levels approximately 6.5 times (mice), equivalent to (rats), or 0.06 times (rabbits) the clinical therapeutic exposure, based on AUCs. However, embryo-fetal lethality was observed in mice at 6.5 times the estimated human exposure. When female rats were dosed during organogenesis through lactation, postnatal survival of pups was decreased at doses approximately equivalent to the estimated human exposure based on AUCs (see Data).

The background risk of major birth defects and miscarriage for the indicated populations is unknown. All pregnancies have a background risk of birth defect, loss, or other adverse outcomes. In the U.S. general population, the estimated background risk of major birth defects and miscarriage in clinically recognized pregnancies is 2-4% and 15-20%, respectively.

Data

Animal Data

In mice, embryo-fetal toxicities were observed only at doses that caused maternal toxicity (clinical signs and reduced body weight gain). An oral dose of 450 mg/kg/day given from Gestation Day (GD) 6-16 (6.5 times the estimated human exposure based on AUCs) correlated with increased postimplantational embryo death, including total litter loss, decreased fetal body weights, and an increased incidence of costal cartilage fusion. Neither maternal nor embryo-fetal toxicities were observed at doses up to 150 mg/kg/day. Fetal malformations were not observed.

In rats, fetal toxicity was observed at 15 and 50 mg/kg/day administered orally from GD 6-17 (exposures 0.22 times to approximately equivalent to the estimated human exposure, respectively, based on AUCs). The effects consisted of decreased fetal body weights and reduced ossification of sternebrae, a finding often seen in association with decreased fetal body weights. Fetal malformations were not observed. Maternal toxicity, in the form of reduced body weight gain, was seen at 50 mg/kg/day.

In rabbits, reduced fetal body weight occurred only in the presence of maternal toxicity (clinical signs, reduced body weight gain and food consumption) when administered at an oral dose of 15 mg/kg/day given from GD 6-20 (0.06 times the estimated human

exposure based on AUCs). Fetal malformations were not observed. When female rats were treated with 50 mg/kg/day (approximately equivalent to the estimated human exposure based on AUCs) of linezolid during pregnancy and lactation (GD 6 through Lactation Day 20), survival of pups was decreased on postnatal days 1 to 4. Male and female pups permitted to mature to reproductive age, when mated, showed an increase in preimplantation loss.

8.2 Lactation

Risk Summary

Linezolid is present in breast milk. Based on data from available published case reports, the daily dose of linezolid that the infant would receive from breastmilk would be approximately 6% to 9% of the recommended therapeutic infant dose (10 mg/kg every 8 hours). There is no information on the effects of linezolid on the breastfed infant; however, diarrhea and vomiting were the most common adverse reactions reported in clinical trials in infants receiving linezolid therapeutically [see *Adverse Reactions (6.1)*] and (see *Clinical Considerations*). There is no information on the effects of linezolid on milk production. The developmental and health benefits of breastfeeding should be considered along with the mother's clinical need for linezolid and any potential adverse effects on the breastfed child from linezolid or from the underlying maternal condition.

Clinical Considerations

Advise lactating women to monitor a breastfed infant for diarrhea and vomiting.

8.3 Females and Males of Reproductive Potential

Infertility

Males

Based on findings from studies in rats, linezolid tablets may reversibly impair fertility in male patients [see *Nonclinical Toxicology (13.1)*].

8.4 Pediatric Use

The safety and effectiveness of linezolid tablets for the treatment of pediatric patients with the following infections are supported by evidence from adequate and well-controlled studies in adults, pharmacokinetic data in pediatric patients, and additional data from a comparator-controlled study of Gram-positive infections in pediatric patients ranging in age from birth through 11 years [see *Indications and Usage (1)*, *Clinical Pharmacology (12.3)* and *Clinical Studies (14)*]:

- nosocomial pneumonia
- complicated skin and skin structure infections
- community-acquired pneumonia (also supported by evidence from an uncontrolled study in patients ranging in age from 8 months through 12 years)

- vancomycin-resistant *Enterococcus faecium* infections

The safety and effectiveness of linezolid tablets for the treatment of pediatric patients with the following infection have been established in a comparator-controlled study in pediatric patients ranging in age from 5 through 17 years [see *Clinical Studies (14)*]:

- uncomplicated skin and skin structure infections caused by *Staphylococcus aureus* (methicillin-susceptible strains only) or *Streptococcus pyogenes*

Pharmacokinetic information generated in pediatric patients with ventriculoperitoneal shunts showed variable cerebrospinal fluid (CSF) linezolid concentrations following single and multiple dosing of linezolid; therapeutic concentrations were not consistently achieved or maintained in the CSF. Therefore, the use of linezolid for the empiric treatment of pediatric patients with central nervous system infections is not recommended.

The pharmacokinetics of linezolid have been evaluated in pediatric patients from birth to 17 years of age. In general, weight-based clearance of linezolid gradually decreases with increasing age of pediatric patients. However, in preterm (gestational age < 34 weeks) neonates < 7 days of age, linezolid clearance is often lower than in full-term neonates < 7 days of age. Consequently, preterm neonates < 7 days of age may need an alternative linezolid dosing regimen of 10 mg/kg every 12 hours [see *Dosage and Administration (2.1)* and *Clinical Pharmacology (12.3)*].

In limited clinical experience, 5 out of 6 (83%) pediatric patients with infections due to Gram-positive pathogens with minimum inhibitory concentrations (MICs) of 4 mcg/mL treated with linezolid tablets had clinical cures. However, pediatric patients exhibit wider variability in linezolid clearance and systemic exposure (AUC) compared with adults. In pediatric patients with a sub-optimal clinical response, particularly those with pathogens with MIC of 4 mcg/mL, lower systemic exposure, site and severity of infection, and the underlying medical condition should be considered when assessing clinical response [see *Clinical Pharmacology (12.3)* and *Dosage and Administration (2)*].

8.5 Geriatric Use

Of the 2,046 patients treated with linezolid tablets in Phase 3 comparator-controlled clinical trials, 589 (29%) were 65 years or older and 253 (12%) were 75 years or older. No overall differences in safety or effectiveness were observed between these patients and younger patients, and other reported clinical experience has not identified differences in responses between the elderly and younger patients, but greater sensitivity of some older individuals cannot be ruled out.

9 DRUG ABUSE AND DEPENDENCE

10 OVERDOSAGE

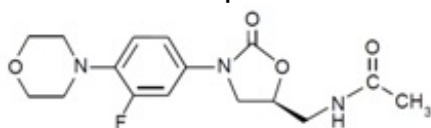
In the event of overdosage, supportive care is advised, with maintenance of glomerular filtration. Hemodialysis may facilitate more rapid elimination of linezolid. In a Phase 1 clinical trial, approximately 30% of a dose of linezolid was removed during a 3-hour hemodialysis session beginning 3 hours after the dose of linezolid was administered. Data are not available for removal of linezolid with peritoneal dialysis or hemoperfusion. Clinical signs of acute toxicity in animals were decreased activity and ataxia in rats and

vomiting and tremors in dogs treated with 3,000 mg/kg/day and 2,000 mg/kg/day, respectively.

11 DESCRIPTION

Linezolid Tablets, USP contain linezolid, which is a synthetic antibacterial agent of the oxazolidinone class. The chemical name for linezolid is (S)-N-[[3-[3-Fluoro-4-(4-morpholinyl)phenyl]-2-oxo-5-oxazolidinyl] methyl]-acetamide.

The empirical formula is C₁₆H₂₀FN₃O₄. Its molecular weight is 337.35, and its chemical structure is represented below:



Linezolid Tablets, USP for oral administration contains 600 mg linezolid as a film-coated compressed tablet. Inactive ingredients are corn starch, microcrystalline cellulose, silicon dioxide, hydroxypropylcellulose, sodium starch glycolate, magnesium stearate. The coating material contains hypromellose, polyethylene glycol and titanium dioxide. The sodium (Na⁺) content is 2.52 mg per 600 mg tablet (0.1 mEq/tablet).

FDA approved dissolution test specifications differ from USP.

12 CLINICAL PHARMACOLOGY

12.1 Mechanism of Action

Linezolid tablets are an antibacterial drug [see *Microbiology (12.4)*].

12.2 Pharmacodynamics

In a randomized, positive- and placebo-controlled crossover thorough QT study, 40 healthy subjects were administered a single linezolid tablets 600 mg dose via a 1 hour IV infusion, a single linezolid tablets 1,200 mg dose via a 1 hour IV infusion, placebo, and a single oral dose of positive control. At both the 600 mg and 1,200 mg linezolid tablets doses, no significant effect on QTc interval was detected at peak plasma concentration or at any other time.

12.3 Pharmacokinetics

The mean pharmacokinetic parameters of linezolid in adults after single and multiple oral and intravenous doses are summarized in Table 8. Plasma concentrations of linezolid at steady-state after oral doses of 600 mg given every 12 hours are shown in Figure 1.

Table 8. Mean (Standard Deviation) Pharmacokinetic Parameters of Linezolid in Adults

Dose of Linezolid	C _{max}	C _{min}	T _{max}	AUC*	t _{1/2}	CL
-------------------	------------------	------------------	------------------	------	------------------	----

DOSE OF LINEZOLID		mcg/mL	mcg/mL	hrs	mcg•h/mL	hrs	mL/min
400 mg tablet single dose†	single	8.10 (1.83)	---	1.52 (1.01)	55.10 (25.00)	5.20 (1.50)	146 (67)
	every 12 hours	11.00 (4.37)	3.08 (2.25)	1.12 (0.47)	73.40 (33.50)	4.69 (1.70)	110 (49)
600 mg tablet single dose	single	12.70 (3.96)	---	1.28 (0.66)	91.40 (39.30)	4.26 (1.65)	127 (48)
	every 12 hours	21.20 (5.78)	6.15 (2.94)	1.03 (0.62)	138.00 (42.10)	5.40 (2.06)	80 (29)

* AUC for single dose = $AUC_{0-\infty}$; for multiple dose = $AUC_{0-\tau}$

† Data dose-normalized from 375 mg

C_{max} = Maximum plasma concentration; C_{min} = Minimum plasma concentration; T_{max} = Time to C_{max} ; AUC = Area under concentration-time curve; $t_{1/2}$ = Elimination half-life; CL = Systemic clearance

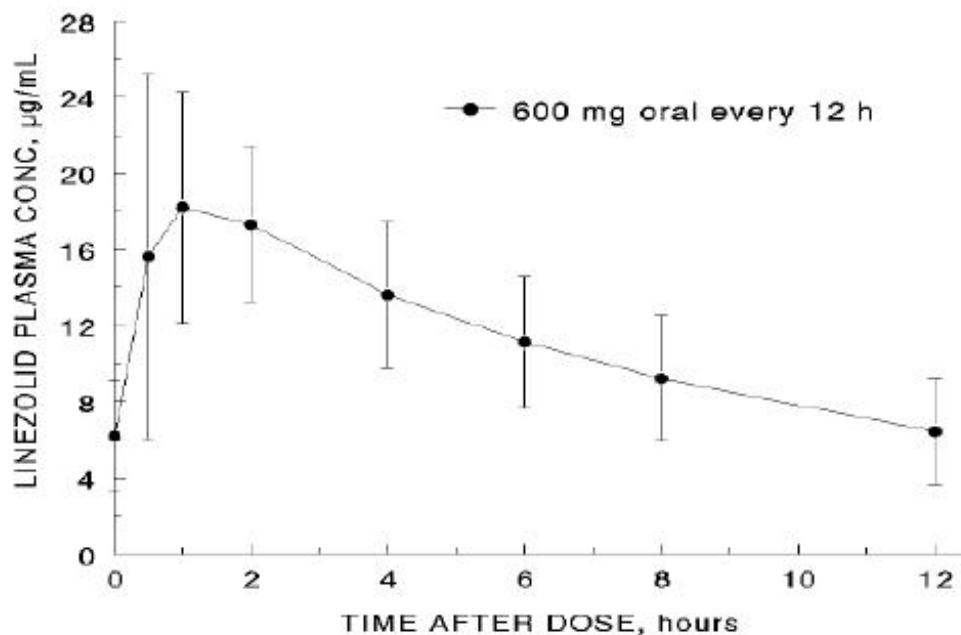


Figure 1. Plasma Concentrations of Linezolid in Adults at Steady-State Following Oral Dosing Every 12 Hours (Mean ± Standard Deviation, n=16) Absorption

Linezolid are extensively absorbed after oral dosing. Maximum plasma concentrations are reached approximately 1 to 2 hours after dosing, and the absolute bioavailability is approximately 100%. Therefore, linezolid may be given orally or intravenously without dose adjustment.

Linezolid may be administered without regard to the timing of meals. The time to reach the maximum concentration is delayed from 1.5 hours to 2.2 hours and C_{max} is

decreased by about 17% when high fat food is given with linezolid. However, the total exposure measured as $AUC_{0-\infty}$ is similar under both conditions.

Distribution

Animal and human pharmacokinetic studies have demonstrated that linezolid readily distributes to well-perfused tissues. The plasma protein binding of linezolid is approximately 31% and is concentration-independent. The volume of distribution of linezolid at steady-state averaged 40 to 50 liters in healthy adult volunteers.

Linezolid concentrations have been determined in various fluids from a limited number of subjects in Phase 1 volunteer studies following multiple dosing of linezolid. The ratio of linezolid in saliva relative to plasma was 1.2 to 1 and the ratio of linezolid in sweat relative to plasma was 0.55 to 1.

Metabolism

Linezolid are primarily metabolized by oxidation of the morpholine ring, which results in two inactive ring-opened carboxylic acid metabolites: the aminoethoxyacetic acid metabolite (A), and the hydroxyethyl glycine metabolite (B). Formation of metabolite A is presumed to be formed via an enzymatic pathway whereas metabolite B is mediated by a non-enzymatic chemical oxidation mechanism *in vitro*. *In vitro* studies have demonstrated that linezolid is minimally metabolized and may be mediated by human cytochrome P450. However, the metabolic pathway of linezolid is not fully understood.

Excretion

Nonrenal clearance accounts for approximately 65% of the total clearance of linezolid. Under steady-state conditions, approximately 30% of the dose appears in the urine as linezolid, 40% as metabolite B, and 10% as metabolite A. The mean renal clearance of linezolid is 40 mL/min which suggests net tubular reabsorption. Virtually no linezolid appears in the feces, while approximately 6% of the dose appears in the feces as metabolite B, and 3% as metabolite A.

A small degree of nonlinearity in clearance was observed with increasing doses of linezolid, which appears to be due to lower renal and nonrenal clearance of linezolid at higher concentrations. However, the difference in clearance was small and was not reflected in the apparent elimination half-life.

Specific Populations

Geriatric Patients

The pharmacokinetics of linezolid are not significantly altered in elderly patients (65 years or older). Therefore, dose adjustment for geriatric patients is not necessary. *Pediatric Patients*

The pharmacokinetics of linezolid following a single intravenous dose were investigated in pediatric patients ranging in age from birth through 17 years (including premature and full-term neonates), in healthy adolescent subjects ranging in age from 12 through 17 years, and in pediatric patients ranging in age from 1 week through 12 years. The pharmacokinetic parameters of linezolid are summarized in Table 9 for the pediatric populations studied and healthy adult subjects after administration of single intravenous doses.

The C_{max} and the volume of distribution (V_{ss}) of linezolid are similar regardless of age in pediatric patients. However, plasma clearance of linezolid varies as a function of age. With the exclusion of pre-term neonates less than one week of age, weight-based clearance is most rapid in the youngest age groups ranging from < 1 week old to 11 years, resulting in lower single-dose systemic exposure (AUC) and a shorter half-life as compared with adults. As the age of pediatric patients increases, the weight-based clearance of linezolid gradually decreases, and by adolescence mean clearance values approach those observed for the adult population. There is increased inter-subject

variability in linezolid clearance and systemic drug exposure (AUC) across all pediatric age groups as compared with adults.

Similar mean daily AUC values were observed in pediatric patients from birth to 11 years of age dosed every 8 hours relative to adolescents or adults dosed every 12 hours. Therefore, the dosage for pediatric patients up to 11 years of age should be 10 mg/kg every 8 hours. Pediatric patients 12 years and older should receive 600 mg every 12 hours [see *Dosage and Administration (2)*].

Table 9. Pharmacokinetic Parameters of Linezolid in Pediatrics and Adults Following a Single Intravenous Infusion of 10 mg/kg or 600 mg Linezolid (Mean: (%CV); [Min, Max Values])

Age Group	C _{max} mcg/mL	V _{ss} L/kg	AUC* mcg•h/mL	t _{1/2} hrs	CL mL/min/kg
Neonatal Patients					
Pre-term** < 1 week (N=9)†	12.7 (30%) [9.6, 22.2]	0.81 (24%) [0.43, 1.05]	108 (47%) [41, 191]	5.6 (46%) [2.4, 9.8]	2.0 (52%) [0.9, 4.0]
Full-term*** < 1 week (N=10)†	11.5 (24%) [8.0, 18.3]	0.78 (20%) [0.45, 0.96]	55 (47%) [19, 103]	3.0 (55%) [1.3, 6.1]	3.8 (55%) [1.5, 8.8]
Full-term*** ≥ 1 week to ≤ 28 days (N=10)†	12.9 (28%) [7.7, 21.6]	0.66 (29%) [0.35, 1.06]	34 (21%) [23, 50]	1.5 (17%) [1.2, 1.9]	5.1 (22%) [3.3, 7.2]
Infant Patients > 28 days to < 3 Months (N=12)†	11.0 (27%) [7.2, 18.0]	0.79 (26%) [0.42, 1.08]	33 (26%) [17, 48]	1.8 (28%) [1.2, 2.8]	5.4 (32%) [3.5, 9.9]
Pediatric Patients 3 months through 11 years† (N=59)	15.1 (30%) [6.8, 36.7]	0.69 (28%) [0.31, 1.50]	58 (54%) [19, 153]	2.9 (53%) [0.9, 8.0]	3.8 (53%) [1.0, 8.5]
Adolescent Subjects and Patients 12 through 17 years‡ (N=36)	16.7 (24%) [9.9, 28.9]	0.61 (15%) [0.44, 0.79]	95 (44%) [32, 178]	4.1 (46%) [1.3, 8.1]	2.1 (53%) [0.9, 5.2]
Adult Subjects§ (N= 29)	12.5 (21%) [8.2, 19.3]	0.65 (16%) [0.45, 0.84]	91 (33%) [53, 155]	4.9 (35%) [1.8, 8.3]	1.7 (34%) [0.9, 3.3]

*AUC = Single dose AUC_{0-∞}

**In this data set, “pre-term” is defined as <34 weeks gestational age (Note: Only 1 patient enrolled was pre-term with a postnatal age between 1 week and 28 days)

***In this data set, “full-term” is defined as ≥34 weeks gestational age

†Dose of 10 mg/kg

‡Dose of 600 mg or 10 mg/kg up to a maximum of 600 mg

§Dose normalized to 600 mg

C_{max} = Maximum plasma concentration; V_{ss} = Volume of distribution; AUC = Area under

concentration-time curve;

$t_{1/2}$ = Apparent elimination half-life; CL = Systemic clearance normalized for body weight

Gender

Females have a slightly lower volume of distribution of linezolid than males. Plasma concentrations are higher in females than in males, which is partly due to body weight differences. After a 600-mg dose, mean oral clearance is approximately 38% lower in females than in males. However, there are no significant gender differences in mean apparent elimination-rate constant or half-life. Thus, drug exposure in females is not expected to substantially increase beyond levels known to be well tolerated. Therefore, dose adjustment by gender does not appear to be necessary.

Renal Impairment

The pharmacokinetics of the parent drug, linezolid, are not altered in patients with any degree of renal impairment; however, the two primary metabolites of linezolid accumulate in patients with renal impairment, with the amount of accumulation increasing with the severity of renal dysfunction (see Table 10). The pharmacokinetics of linezolid and its two metabolites have also been studied in patients with end-stage renal disease (ESRD) receiving hemodialysis. In the ESRD study, 14 patients were dosed with linezolid 600 mg every 12 hours for 14.5 days (see Table 11). Because similar plasma concentrations of linezolid are achieved regardless of renal function, no dose adjustment is recommended for patients with renal impairment. However, given the absence of information on the clinical significance of accumulation of the primary metabolites, use of linezolid in patients with renal impairment should be weighed against the potential risks of accumulation of these metabolites. Both linezolid and the two metabolites are eliminated by hemodialysis. No information is available on the effect of peritoneal dialysis on the pharmacokinetics of linezolid. Approximately 30% of a dose was eliminated in a 3-hour hemodialysis session beginning 3 hours after the dose of linezolid was administered; therefore, linezolid should be given after hemodialysis.

Table 10. Mean (Standard Deviation) AUCs and Elimination Half-lives of Linezolid and Metabolites A and B in Patients with Varying Degrees of Renal Impairment After a Single 600 mg Oral Dose of Linezolid

Parameter	Healthy Subjects $CL_{CR} > 80$ mL/min	Moderate Renal Impairment $30 < CL_{CR} < 80$ mL/min	Severe Renal Impairment $10 < CL_{CR} < 30$ mL/min
LINEZOLID			
$AUC_{0-\infty}$, mcg h/mL	110 (22)	128 (53)	127 (66)
$t_{1/2}$, hours	6.4 (2.2)	6.1 (1.7)	7.1 (3.7)
METABOLITE A			
AUC_{0-48} , mcg h/mL	7.6 (1.9)	11.7 (4.3)	56.5 (30.6)
$t_{1/2}$, hours	6.3 (2.1)	6.6 (2.3)	9.0 (4.6)
METABOLITE B¹			

AUC ₀₋₄₈ , mcg h/mL	30.5 (6.2)	51.1 (38.5)	203 (92)
t _{1/2} , hours	6.6 (2.7)	9.9 (7.4)	11.0 (3.9)

¹ Metabolite B is the major metabolite of linezolid.

Table 11. Mean (Standard Deviation) AUCs and Elimination Half-lives of Linezolid and Metabolites A and B in Subjects with End-Stage Renal Disease (ESRD) After the Administration of 600 mg Linezolid Every 12 Hours for 14.5 Days

Parameter	ESRD Subjects ¹
<u>LINEZOLID</u>	
AUC ₀₋₁₂ , mcg h/mL (after last dose)	181 (52.3)
t _{1/2} , h (after last dose)	8.3 (2.4)
<u>METABOLITE A</u>	
AUC ₀₋₁₂ , mcg h/mL (after last dose)	153 (40.6)
t _{1/2} , h (after last dose)	15.9 (8.5)
<u>METABOLITE B²</u>	
AUC ₀₋₁₂ , mcg h/mL (after last dose)	356 (99.7)
t _{1/2} , h (after last dose)	34.8 (23.1)

¹between hemodialysis sessions

²Metabolite B is the major metabolite of linezolid.

Hepatic Impairment

The pharmacokinetics of linezolid are not altered in patients (n=7) with

mild-to-moderate hepatic impairment (Child-Pugh class A or B). On the basis of the available information, no dose adjustment is recommended for patients with mild-to-moderate hepatic impairment. The pharmacokinetics of linezolid in patients with severe

hepatic impairment have not been evaluated.

Drug Interactions

Drugs Metabolized by Cytochrome P450

Linezolid are not an inducer of cytochrome P450 (CYP450) in rats. In addition, linezolid does not inhibit the activities of clinically significant human CYP isoforms (e.g., 1A2, 2C9, 2C19, 2D6, 2E1, 3A4). Therefore, linezolid is not expected to affect the pharmacokinetics of other drugs metabolized by these major enzymes. Concurrent administration of linezolid does not substantially alter the pharmacokinetic characteristics of (S)- warfarin, which is extensively metabolized by CYP2C9. Drugs such as warfarin and phenytoin, which are CYP2C9 substrates, may be given with linezolid without changes in dosage regimen.

Antibacterial Drugs

Aztreonam: The pharmacokinetics of linezolid or aztreonam are not altered when administered together.

Gentamicin: The pharmacokinetics of linezolid or gentamicin are not altered when administered together.

Antioxidants

The potential for drug-drug interactions with linezolid and the antioxidants Vitamin C and Vitamin E was studied in healthy volunteers. Subjects were administered a 600 mg oral dose of linezolid on Day 1, and another 600 mg dose of linezolid on Day 8. On Days 2-9, subjects were given either Vitamin C (1,000 mg/day) or Vitamin E (800 IU/ day). The AUC_{0-∞} of linezolid increased 2.3% when co-administered with Vitamin C and 10.9% when co-administered with Vitamin E. No linezolid dose adjustment is recommended during co-administration with Vitamin C or Vitamin E.

Strong CYP 3A4 Inducers

Rifampin: The effect of rifampin on the pharmacokinetics of linezolid was evaluated in a study of 16 healthy adult males. Volunteers were administered oral linezolid 600 mg twice daily for 5 doses with and without rifampin 600 mg once daily for 8 days. Co-administration of rifampin with linezolid resulted in a 21% decrease in linezolid C_{max} [90% CI, 15% - 27%] and a 32% decrease in linezolid AUC₀₋₁₂ [90% CI, 27% - 37%]. The clinical significance of this interaction is unknown. The mechanism of this interaction is not fully understood and may be related to the induction of hepatic enzymes. Other strong inducers of hepatic enzymes (e.g. carbamazepine, phenytoin, phenobarbital) could cause a similar or smaller decrease in linezolid exposure.

Monoamine Oxidase Inhibition

Linezolid are a reversible, nonselective inhibitor of monoamine oxidase. Therefore, linezolid have the potential for interaction with adrenergic and serotonergic agents.

Adrenergic Agents

Some individuals receiving linezolid tablets may experience a reversible enhancement of the pressor response to indirect-acting sympathomimetic agents, vasopressor or dopaminergic agents. Commonly used drugs such as phenylpropanolamine and pseudoephedrine have been specifically studied. Initial doses of adrenergic agents, such as dopamine or epinephrine, should be reduced and titrated to achieve the desired response.

Tyramine: A significant pressor response has been observed in normal adult subjects receiving linezolid and tyramine doses of more than 100 mg. Therefore, patients receiving linezolid need to avoid consuming large amounts of foods or beverages with high tyramine content [see *Patient Counseling Information* (17)].

Pseudoephedrine HCl or phenylpropanolamine HCl: A reversible enhancement of the pressor response of either pseudoephedrine HCl (PSE) or phenylpropanolamine HCl (PPA) is observed when linezolid is administered to healthy normotensive subjects [see *Warnings and Precautions (5.6) and Drug Interactions (7)*]. A similar study has not been conducted in hypertensive patients. The interaction studies conducted in normotensive subjects evaluated the blood pressure and heart rate effects of placebo, PPA or PSE alone, linezolid alone, and the combination of steady-state linezolid (600 mg every 12 hours for 3 days) with two doses of PPA (25 mg) or PSE (60 mg) given 4 hours apart. Heart rate was not affected by any of the treatments. Blood pressure was increased with both combination treatments. Maximum blood pressure levels were seen 2 to 3 hours after the second dose of PPA or PSE, and returned to baseline 2 to 3 hours after peak.

The results of the PPA study follow, showing the mean (and range) maximum systolic blood pressure in mm Hg: placebo = 121 (103 to 158); linezolid alone = 120 (107 to 135); PPA alone = 125 (106 to 139); PPA with linezolid = 147 (129 to 176). The results from the PSE study were similar to those in the PPA study. The mean maximum increase in systolic blood pressure over baseline was 32 mm Hg (range: 20-52 mm Hg) and 38 mm Hg (range: 18-79 mm Hg) during co-administration of linezolid with pseudoephedrine or phenylpropanolamine, respectively.

Serotonergic Agents

Dextromethorphan: The potential drug-drug interaction with dextromethorphan was studied in healthy volunteers. Subjects were administered dextromethorphan (two 20-mg doses given 4 hours apart) with or without linezolid. No serotonin syndrome effects (confusion, delirium, restlessness, tremors, blushing, diaphoresis, hyperpyrexia) have been observed in normal subjects receiving linezolid and dextromethorphan.

12.4 Microbiology

Mechanism of Action

Linezolid are a synthetic antibacterial agent of the oxazolidinone class, which has clinical utility in the treatment of infections caused by aerobic Gram-positive bacteria. The in vitro spectrum of activity of linezolid also includes certain Gram-negative bacteria and anaerobic bacteria. Linezolid binds to a site on the bacterial 23S ribosomal RNA of the 50S subunit and prevents the formation of a functional 70S initiation complex, which is essential for bacterial reproduction. The results of time-kill studies have shown linezolid to be bacteriostatic against enterococci and staphylococci. For streptococci, linezolid was found to be bactericidal for the majority of isolates.

Resistance

In vitro studies have shown that point mutations in the 23S rRNA are associated with linezolid resistance. Reports of vancomycin-resistant *Enterococcus faecium* becoming resistant to linezolid during its clinical use have been published. There are reports of *Staphylococcus aureus* (methicillin-resistant) developing resistance to linezolid during clinical use. The linezolid resistance in these organisms is associated with a point mutation in the 23S rRNA (substitution of thymine for guanine at position 2576) of the organism. Organisms resistant to oxazolidinones via mutations in chromosomal genes encoding 23S rRNA or ribosomal proteins (L3 and L4) are generally cross-resistant to

linezolid. Also linezolid resistance in staphylococci mediated by the enzyme methyltransferase has been reported. This resistance is mediated by the *cfr* (chloramphenicol-florfenicol) gene located on a plasmid which is transferable between staphylococci.

Interaction with Other Antimicrobial Drugs

In vitro studies have demonstrated additivity or indifference between linezolid and vancomycin, gentamicin, rifampin, imipenem-cilastatin, aztreonam, ampicillin, or streptomycin.

Linezolid has been shown to be active against most isolates of the following microorganisms, both *in vitro* and in clinical infections [see *Indications and Usage (1)*].

Gram-positive bacteria

Enterococcus faecium (vancomycin-resistant isolates only)

Staphylococcus aureus (including methicillin-resistant isolates)

Streptococcus agalactiae

Streptococcus pneumoniae

Streptococcus pyogenes

The following *in vitro* data are available, but their clinical significance is unknown. Greater than 90% of the following bacteria exhibit an *in vitro* MIC less than or equal to the linezolid-susceptible breakpoint for organisms of similar genus. The safety and effectiveness of linezolid in treating clinical infections due to these bacteria have not been established in adequate and well-controlled clinical trials.

Gram-positive bacteria

Enterococcus faecalis (including vancomycin-resistant isolates)

Enterococcus faecium (vancomycin-susceptible isolates)

Staphylococcus epidermidis (including methicillin-resistant isolates)

Staphylococcus haemolyticus

Viridans group streptococci

Gram-negative bacteria

Pasteurella multocida

Susceptibility Testing

For specific information regarding susceptibility test interpretive criteria and associated test methods and quality control standards recognized by FDA for this drug, please see: <https://www.fda.gov/STIC>.

13 NONCLINICAL TOXICOLOGY

13.1 Carcinogenesis, Mutagenesis, Impairment of Fertility

Lifetime studies in animals have not been conducted to evaluate the carcinogenic potential of linezolid. Neither mutagenic nor clastogenic potential was found in a battery of tests including: assays for mutagenicity (Ames bacterial reversion and CHO cell

mutation), an *in vitro* unscheduled DNA synthesis (UDS) assay, an *in vitro* chromosome aberration assay in human lymphocytes, and an *in vivo* mouse micronucleus assay. Linezolid did not affect the fertility or reproductive performance of adult female rats given oral doses of up to 100 mg/kg/day for 14 days prior to mating through Gestation Day 7. It reversibly decreased fertility and reproductive performance in adult male rats when given at doses \geq 50 mg/kg/day, with exposures approximately equal to or greater than the expected human exposure level (exposure comparisons are based on AUCs). The reversible fertility effects were mediated through altered spermatogenesis. Affected spermatids contained abnormally formed and oriented mitochondria and were non-viable. Epithelial cell hypertrophy and hyperplasia in the epididymis was observed in conjunction with decreased fertility. Similar epididymal changes were not seen in dogs. In sexually mature male rats exposed to drug as juveniles, mildly decreased fertility was observed following treatment with linezolid through most of their period of sexual development (50 mg/kg/day from days 7 to 36 of age, and 100 mg/kg/day from days 37 to 55 of age), with exposures up to 1.7 times greater than mean AUCs observed in pediatric patients aged 3 months to 11 years. Decreased fertility was not observed with shorter treatment periods, corresponding to exposure in utero through the early neonatal period (gestation day 6 through postnatal day 5), neonatal exposure (postnatal days 5 to 21), or to juvenile exposure (postnatal days 22 to 35). Reversible reductions in sperm motility and altered sperm morphology were observed in rats treated from postnatal day 22 to 35.

13.2 Animal Toxicology and/or Pharmacology

Target organs of linezolid toxicity were similar in juvenile and adult rats and dogs. Dose- and time-dependent myelosuppression, as evidenced by bone marrow hypocellularity/decreased hematopoiesis, decreased extramedullary hematopoiesis in spleen and liver, and decreased levels of circulating erythrocytes, leukocytes, and platelets have been seen in animal studies. Lymphoid depletion occurred in thymus, lymph nodes, and spleen. Generally, the lymphoid findings were associated with anorexia, weight loss, and suppression of body weight gain, which may have contributed to the observed effects.

In rats administered linezolid orally for 6 months, non-reversible, minimal to mild axonal degeneration of sciatic nerves was observed at 80 mg/kg/day; minimal degeneration of the sciatic nerve was also observed in 1 male at this dose level at a 3-month interim necropsy.

Sensitive morphologic evaluation of perfusion-fixed tissues was conducted to investigate evidence of optic nerve degeneration. Minimal to moderate optic nerve degeneration was evident in 2 male rats after 6 months of dosing, but the direct relationship to drug was equivocal because of the acute nature of the finding and its asymmetrical distribution. The nerve degeneration observed was microscopically comparable to spontaneous unilateral optic nerve degeneration reported in aging rats and may be an exacerbation of common background change.

These effects were observed at exposure levels that are comparable to those observed in some human subjects. The hematopoietic and lymphoid effects were reversible, although in some studies, reversal was incomplete within the duration of the recovery period.

14 CLINICAL STUDIES

14.1 Adults

Nosocomial Pneumonia

Adult patients with clinically and radiologically documented nosocomial pneumonia were enrolled in a randomized, multi-center, double-blind trial. Patients were treated for 7 to 21 days. One group received ZYVOX I.V. Injection 600 mg every 12 hours, and the other group received vancomycin 1 g every 12 hours intravenously. Both groups received concomitant aztreonam (1 to 2 g every 8 hours intravenously), which could be continued if clinically indicated. There were 203 linezolid-treated and 193 vancomycin-treated patients enrolled in the study. One hundred twenty-two (60%) linezolid-treated patients and 103 (53%) vancomycin-treated patients were clinically evaluable. The cure rates in clinically evaluable patients were 57% for linezolid-treated patients and 60% for vancomycin-treated patients. The cure rates in clinically evaluable patients with ventilator-associated pneumonia were 47% for linezolid-treated patients and 40% for vancomycin-treated patients. A modified intent-to-treat (MITT) analysis of 94 linezolid-treated patients and 83 vancomycin-treated patients included subjects who had a pathogen isolated before treatment. The cure rates in the MITT analysis were 57% in linezolid-treated patients and 46% in vancomycin-treated patients. The cure rates by pathogen for microbiologically evaluable patients are presented in Table 12.

Table 12. Cure Rates at the Test-of-Cure Visit for Microbiologically Evaluable Adult Patients with Nosocomial Pneumonia

Pathogen	Cured	
	Linezolid tablets n/N (%)	Vancomycin n/N (%)
<i>Staphylococcus aureus</i>	23/38 (61)	14/23 (61)
Methicillin-resistant <i>S. aureus</i>	13/22 (59)	7/10 (70)
<i>Streptococcus pneumoniae</i>	9/9 (100)	9/10 (90)

Complicated Skin and Skin Structure Infections

Adult patients with clinically documented complicated skin and skin structure infections were enrolled in a randomized, multi-center, double-blind, double-dummy trial comparing study medications administered intravenously followed by medications given orally for a total of 10 to 21 days of treatment. One group of patients received ZYVOX I.V. Injection 600 mg every 12 hours followed by linezolid tablets 600 mg every 12 hours; the other group received oxacillin 2 g every 6 hours intravenously followed by dicloxacillin 500 mg every 6 hours orally. Patients could receive concomitant aztreonam if clinically indicated. There were 400 linezolid-treated and 419 oxacillin-treated patients enrolled in the study. Two hundred forty-five (61%) linezolid-treated patients and 242 (58%) oxacillin-treated patients were clinically evaluable. The cure rates in clinically evaluable patients were 90% in linezolid-treated patients and 85% in oxacillin-treated patients. A modified intent-to-

treat (MITT) analysis of 316 linezolid-treated patients and 313 oxacillin-treated patients included subjects who met all criteria for study entry. The cure rates in the MITT analysis were 86% in linezolid-treated patients and 82% in oxacillin-treated patients. The cure rates by pathogen for microbiologically evaluable patients are presented in Table 13.

Table 13. Cure Rates at the Test-of-Cure Visit for Microbiologically Evaluable Adult Patients with Complicated Skin and Skin Structure Infections

Pathogen	Cured	
	Linezolid tablets n/N (%)	Oxacillin/Dicloxacillin n/N (%)
<i>Staphylococcus aureus</i>	73/83 (88)	72/84 (86)
Methicillin-resistant <i>S. aureus</i>	2/3 (67)	0/0 (-)
<i>Streptococcus agalactiae</i>	6/6 (100)	3/6 (50)
<i>Streptococcus pyogenes</i>	18/26 (69)	21/28 (75)

A separate study provided additional experience with the use of linezolid in the treatment of methicillin-resistant *Staphylococcus aureus* (MRSA) infections. This was a randomized, open-label trial in hospitalized adult patients with documented or suspected MRSA infection.

One group of patients received ZYVOX I.V. Injection 600 mg every 12 hours followed by linezolid tablets 600 mg every 12 hours. The other group of patients received vancomycin 1 g every 12 hours intravenously. Both groups were treated for 7 to 28 days, and could receive concomitant aztreonam or gentamicin if clinically indicated. The cure rates in microbiologically evaluable patients with MRSA skin and skin structure infection were 26/33 (79%) for linezolid-treated patients and 24/33 (73%) for vancomycin-treated patients.

Diabetic Foot Infections

Adult diabetic patients with clinically documented complicated skin and skin structure infections (“diabetic foot infections”) were enrolled in a randomized (2:1 ratio), multi-center, open-label trial comparing study medications administered intravenously or orally for a total of 14 to 28 days of treatment. One group of patients received linezolid tablets 600 mg every 12 hours intravenously or orally; the other group received ampicillin/sulbactam 1.5 to 3 g intravenously or amoxicillin/clavulanate 500 to 875 mg every 8 to 12 hours orally. In countries where ampicillin/sulbactam is not marketed, amoxicillin/clavulanate 500 mg to 2 g every 6 hours was used for the intravenous regimen. Patients in the comparator group could also be treated with vancomycin 1 g every 12 hours intravenously if MRSA was isolated from the foot infection. Patients in either treatment group who had Gram-negative bacilli isolated from the infection site could also receive aztreonam 1 to 2 g every 8-12 hours intravenously. All patients were eligible to receive appropriate adjunctive treatment methods, such as debridement and off-loading, as typically required in the treatment of diabetic foot infections, and most patients received these treatments. There were 241 linezolid-treated and 120 comparator-treated patients in the intent-to-treat (ITT) study population. Two hundred twelve (86%) linezolid-treated patients and 105 (85%) comparator-treated patients were

clinically evaluable. In the ITT population, the cure rates were 68.5% (165/241) in linezolid-treated patients and 64% (77/120) in comparator-treated patients, where those with indeterminate and missing outcomes were considered failures. The cure rates in the clinically evaluable patients (excluding those with indeterminate and missing outcomes) were 83% (159/192) and 73% (74/101) in the linezolid- and comparator-treated patients, respectively. A critical post-hoc analysis focused on 121 linezolid-treated and 60 comparator-treated patients who had a Gram-positive pathogen isolated from the site of infection or from blood, who had less evidence of underlying osteomyelitis than the overall study population, and who did not receive prohibited antimicrobials. Based upon that analysis, the cure rates were 71% (86/121) in the linezolid-treated patients and 63% (38/60) in the comparator-treated patients. None of the above analyses were adjusted for the use of adjunctive therapies. The cure rates by pathogen for microbiologically evaluable patients are presented in Table 14.

Table 14. Cure Rates at the Test-of-Cure Visit for Microbiologically Evaluable Adult Patients with Diabetic Foot Infections

Pathogen	Cured	
	Linezolid tablets n/N (%)	Comparator n/N (%)
<i>Staphylococcus aureus</i>	49/63 (78)	20/29 (69)
Methicillin-resistant <i>S. aureus</i>	12/17 (71)	2/3 (67)
<i>Streptococcus agalactiae</i>	25/29 (86)	9/16 (56)

Vancomycin-Resistant Enterococcal Infections

-

Adult patients with documented or suspected vancomycin-resistant enterococcal infection were enrolled in a randomized, multi-center, double-blind trial comparing a high dose of linezolid tablets (600 mg) with a low dose of linezolid tablets (200 mg) given every 12 hours either intravenously (IV) or orally for 7 to 28 days. Patients could receive concomitant aztreonam or aminoglycosides. There were 79 patients randomized to high-dose linezolid and 66 to low-dose linezolid. The intent-to-treat (ITT) population with documented vancomycin-resistant enterococcal infection at baseline consisted of 65 patients in the high-dose arm and 52 in the low-dose arm.

The cure rates for the ITT population with documented vancomycin-resistant enterococcal infection at baseline are presented in Table 15 by source of infection. These cure rates do not include patients with missing or indeterminate outcomes. The cure rate was higher in the high-dose arm than in the low-dose arm, although the difference was not statistically significant at the 0.05 level.

Table 15. Cure Rates at the Test-of-Cure Visit for ITT Adult Patients with Documented Vancomycin-Resistant Enterococcal Infections at Baseline

Source of Infection	Cured	
	Linezolid tablets 600 mg	Linezolid tablets 200 mg every

	every 12 hours n/N (%)	12 hours n/N (%)
Any site	39/58 (67)	24/46 (52)
Any site with associated bacteremia	10/17 (59)	4/14 (29)
Bacteremia of unknown origin	5/10 (50)	2/7 (29)
Skin and skin structure	9/13 (69)	5/5 (100)
Urinary tract	12/19 (63)	12/20 (60)
Pneumonia	2/3 (67)	0/1 (0)
Other*	11/13 (85)	5/13 (39)

* Includes sources of infection such as hepatic abscess, biliary sepsis, necrotic gall bladder, pericolonc abscess, pancreatitis, and catheter-related infection.

14.2 Pediatric Patients

Infections due to Gram-positive Bacteria

A safety and efficacy study provided experience on the use of linezolid tablets in pediatric patients for the treatment of nosocomial pneumonia, complicated skin and skin structure infections, and other infections due to Gram-positive bacterial pathogens, including methicillin-resistant and -susceptible *Staphylococcus aureus* and vancomycin-resistant *Enterococcus faecium*. Pediatric patients ranging in age from birth through 11 years with infections caused by the documented or suspected Gram-positive bacteria were enrolled in a randomized, open-label, comparator-controlled trial. One group of patients received ZYVOX I.V. Injection 10 mg/kg every 8 hours followed by ZYVOX for Oral Suspension 10 mg/kg every 8 hours. A second group received vancomycin 10 to 15 mg/kg intravenously every 6 to 24 hours, depending on age and renal clearance. Patients who had confirmed VRE infections were placed in a third arm of the study and received ZYVOX 10 mg/kg every 8 hours intravenously and/or orally. All patients were treated for a total of 10 to 28 days and could receive concomitant Gram-negative antibacterial drugs if clinically indicated. In the intent-to-treat (ITT) population, there were 206 patients randomized to linezolid and 102 patients randomized to vancomycin. The cure rates for ITT, MITT, and clinically evaluable patients are presented in Table 16. After the study was completed, 13 additional patients ranging from 4 days through 16 years of age were enrolled in an open-label extension of the VRE arm of the study. Table 17 provides clinical cure rates by pathogen for microbiologically evaluable patients including microbiologically evaluable patients with vancomycin-resistant *Enterococcus faecium* from the extension of this study.

Table 16. Cure Rates at the Test-of-Cure Visit for Intent-to-Treat, Modified Intent-to-Treat, and Clinically Evaluable Pediatric Patients for the Overall Population and by Select Baseline Diagnosis

Population	ITT		MITT*		Clinically Evaluable	
	Linezolid tablets n/N (%)	Vancomycin n/N (%)	Linezolid tablets n/N (%)	Vancomycin n/N (%)	Linezolid tablets n/N (%)	Vancomycin n/N (%)
Any diagnosis	150/186 (81)	69/83 (83)	86/108 (80)	44/49 (90)	106/117 (91)	49/54 (91)

Complicated skin and skin structure infections	61/72 (85)	31/34 (91)	37/43 (86)	22/23 (96)	46/49 (94)	26/27 (96)
Nosocomial pneumonia	13/18 (72)	11/12 (92)	5/6 (83)	4/4 (100)	7/7 (100)	5/5 (100)

*MITT = ITT patients with an isolated Gram-positive pathogen at baseline

Table 17. Cure Rates at the Test-of-Cure Visit for Microbiologically Evaluable Pediatric Patients with Infections due to Gram-positive Pathogens

Pathogen	Microbiologically Evaluable	
	Linezolid tablets n/N (%)	Vancomycin n/N (%)
Vancomycin-resistant <i>Enterococcus faecium</i>	6/8 (75)*	0/0 (-)
<i>Staphylococcus aureus</i>	36/38 (95)	23/24 (96)
Methicillin-resistant <i>S. aureus</i>	16/17 (94)	9/9 (100)
<i>Streptococcus pyogenes</i>	2/2 (100)	1/2 (50)

*Includes data from 7 patients enrolled in the open-label extension of this study.

16 HOW SUPPLIED/STORAGE AND HANDLING

16.2 Tablets

Linezolid tablets, USP 600 mg-

White to off-white, capsule-shaped, biconvex, film-coated tablets debossed "F32" on one side and plain on other side.

100 tablets in HDPE bottle

NDC 33342-352-11

20 tablets in HDPE bottle

NDC 33342-352-32

Cartons of 50 (5 X 10)

Unit-dose Tablets

NDC 33342-352-31

16.4 Storage and Handling

Store at 20° to 25°C (68° to 77°F); excursions permitted to 15° to 30°C (59° to 86°F) [see USP Controlled Room Temperature]. Protect from light. Keep bottles tightly closed to protect from moisture.

17 PATIENT COUNSELING INFORMATION

Important Administration Instructions

Advise patients that linezolid tablets may be taken with or without food.

Peripheral and Optic Neuropathy

Advise patients to inform their physician if they experience changes in vision while taking linezolid tablets [see *Warnings and Precautions (5.2)*].

Serotonin Syndrome

Advise patients to inform their physician if taking serotonergic agents, including serotonin re-uptake inhibitors or other antidepressants and opioids [see *Warnings and Precautions (5.3)*].

Potential Interactions Producing Elevation of Blood Pressure

- Advise patients to inform their physician if they have a history of hypertension.
- Advise patients to avoid large quantities of foods or beverages with high tyramine content while taking linezolid tablets. Foods high in tyramine content include those that may have undergone protein changes by aging, fermentation, pickling, or smoking to improve flavor, such as aged cheeses, fermented or air-dried meats, sauerkraut, soy sauce, tap beers, and red wines.

The tyramine content of any protein-rich food may be increased if stored for long periods or improperly refrigerated.

- Advise patients to inform their physician if taking medications containing pseudoephedrine HCl or phenylpropanolamine HCl, such as cold remedies and decongestants [see *Warnings and Precautions (5.6)*].

Lactic Acidosis

Advise patients to inform their physician if they experience repeated episodes of nausea or vomiting while receiving linezolid tablets [see *Warnings and Precautions (5.7)*].

Convulsions

Advise patients to inform their physician if they have a history of seizures or convulsions [see *Warnings and Precautions (5.8)*].

Rhabdomyolysis

Advise patients to inform their physician if they experience signs and symptoms of rhabdomyolysis including muscle pain, tenderness or weakness and dark urine [see *Warnings and Precautions (5.9)*].

Hypoglycemia

Advise patients to inform their physician if they have diabetes mellitus. Hypoglycemic reactions, such as diaphoresis and tremulousness, along with low blood glucose measurements may occur when treated with linezolid. If such reactions occur, patients should contact a physician or other health professional for proper treatment [see *Warnings and Precautions (5.10)*].

Hyponatremia and/or SIADH

Advise patients at risk for hyponatremia to inform their physician if they experience signs and symptoms of hyponatremia and/or SIADH, including confusion, somnolence, generalized weakness, and respiratory distress [see *Warnings and Precautions (5.11)*].

Antibacterial Resistance

Patients should be counseled that antibacterial drugs including linezolid tablets should only be used to treat bacterial infections. They do not treat viral infections (e.g., the common cold). When linezolid tablets are prescribed to treat a bacterial infection, patients should be told that although it is common to feel better early in the course of therapy, the medication should be taken exactly as directed. Skipping doses or not completing the full course of therapy may (1) decrease the effectiveness of the immediate treatment and (2) increase the likelihood that bacteria will develop resistance

and will not be treatable by linezolid tablets or other antibacterial drugs in the future.

Diarrhea

Diarrhea is a common problem caused by antibacterial drugs, which usually ends when the antibacterial drug is discontinued. Sometimes after starting treatment with antibacterial drugs, patients can develop watery and bloody stools (with or without stomach cramps and fever) even as late as two or more months after having taken the last dose of the antibacterial drug. If this occurs, patients should contact their physician as soon as possible [see *Warnings and Precautions (5.5)*].

Infertility

Advise male patients that linezolid tablets may reversibly impair fertility [see *Use in Specific Populations (8.3)*].

ZYVOX® is registered trademark of Pfizer & Co., Inc All other trademarks herein are the property of their respective owners.

Manufactured by:
Macleods Pharmaceuticals Limited
Baddi, INDIA

Manufactured for:
Macleods Pharma USA, Inc.
Princeton, NJ 08540

Revised: 10/2024

PACKAGE LABEL.PRINCIPAL DISPLAY PANEL

Linezolid Tablets, 600 mg
NDC: 33342-352-32
Pack Count: 20s Bottle

MACLEODS
Pharma USA

NDC 33342-352-32

**Linezolid
Tablets, USP**
600 mg

Each tablet contains 600 mg of linezolid, USP

Usual Dosage:
See accompanying prescribing information.

Store at 20° to 25°C (68° to 77°F); excursions permitted to 15° to 30°C (59° to 86°F) [See USP Controlled Room Temperature]. Protect from light.

Dispense in tight (USP), child resistant containers.

Manufactured for : **Macleods Pharma USA, Inc.** Princeton, NJ 08540

Manufactured by : Macleods Pharmaceuticals Ltd. Baddi, Himachal Pradesh, INDIA

Code No.: HP/152/07

PMXXXXXX

R_x Only 20 Tablets

33342352323

OPZ AREA

Linezolid Tablets, 600 mg
NDC: 33342-352-11
Pack Count: 100s Bottle

MACLEODS
Pharma USA

NDC 33342-352-11

**Linezolid
Tablets, USP**
600 mg

Each tablet contains 600 mg of linezolid, USP

Usual Dosage:
See accompanying prescribing information.

Store at 20° to 25°C (68° to 77°F); excursions permitted to 15° to 30°C (59° to 86°F) [See USP Controlled Room Temperature]. Protect from light.

Dispense in tight (USP), child resistant containers.

Manufactured for : **Macleods Pharma USA, Inc.** Princeton, NJ 08540

Manufactured by : Macleods Pharmaceuticals Ltd. Baddi, Himachal Pradesh, INDIA

Code No.: HP/152/07

PMXXXXXX

R_x Only 100 Tablets

33342352118

OPZ AREA

Linezolid Tablets, 600 mg
NDC: 33342-352-31
Pack Count: 50s Carton


MACLEODS
Pharma USA
NDC 33342-352-31

Linezolid Tablets, USP

600 mg

For in-institution use only


Rx Only 50 (5 x 10) Unit-Dose Tablets



Linezolid Tablets, USP **600 mg**

MACLEODS
Manufactured for :
Macleods Pharma USA, Inc.
Princeton, NJ 08540
Manufactured by :
Macleods Pharmaceuticals Ltd.
Baddi, Himachal Pradesh, INDIA
Code No.: HP/152/07

Batch No. :
Exp. Date :



N 3 3 3 4 2 3 5 2 3 1 6


Rx Only 50 (5 x 10) Unit-Dose Tablets

For in-institution use only

Linezolid Tablets, USP

600 mg

NDC 33342-352-31
Pharma USA
MACLEODS



Linezolid Tablets, USP **600 mg**

Each tablet contains 600 mg of linezolid, USP

Usual Dosage:
See accompanying prescribing information.

Store at 20° to 25°C (68° to 77°F); excursions permitted to 15° to 30°C (59° to 86°F) [See USP Controlled Room Temperature].
Protect from light.

Keep out of reach of children.

THIS UNIT-DOSE PACKAGE IS NOT CHILD-RESISTANT.

LINEZOLID

linezolid tablet, coated

Product Information

Product Type	HUMAN PRESCRIPTION DRUG	Item Code (Source)	NDC:33342-352	
Route of Administration	ORAL			
Active Ingredient/Active Moiety				
	Ingredient Name	Basis of Strength	Strength	
	LINEZOLID (UNII: ISQ9I6J12J) (LINEZOLID - UNII:ISQ9I6J12J)	LINEZOLID	600 mg	
Inactive Ingredients				
	Ingredient Name		Strength	
	STARCH, CORN (UNII: O8232NY3SJ)			
	CELLULOSE, MICROCRYSTALLINE (UNII: OP1R32D61U)			
	SILICON DIOXIDE (UNII: ETJ7Z6XBU4)			
	HYDROXYPROPYL CELLULOSE (UNII: RFW2ET671P)			
	SODIUM STARCH GLYCOLATE TYPE A POTATO (UNII: 5856J3G2A2)			
	MAGNESIUM STEARATE (UNII: 70097M6I30)			
	HYPROMELLOSES (UNII: 3NXW29V3WO)			
	POLYETHYLENE GLYCOL 400 (UNII: B697894SGQ)			
	TITANIUM DIOXIDE (UNII: 15FIX9V2JP)			
Product Characteristics				
Color	WHITE (White to Off-white)	Score	no score	
Shape	CAPSULE (capsule shaped biconvex)	Size	18mm	
Flavor		Imprint Code	F32	
Contains				
Packaging				
#	Item Code	Package Description	Marketing Start Date	Marketing End Date
1	NDC:33342-352-11	100 in 1 BOTTLE; Type 0: Not a Combination Product	10/10/2024	
2	NDC:33342-352-32	20 in 1 BOTTLE; Type 0: Not a Combination Product	10/10/2024	
3	NDC:33342-352-31	5 in 1 CARTON	10/10/2024	
3		10 in 1 BLISTER PACK; Type 0: Not a Combination Product		
Marketing Information				
Marketing Category	Application Number or Monograph Citation	Marketing Start Date	Marketing End Date	
ANDA	ANDA210378	10/10/2024		

Labeler - Macleods Pharmaceuticals Limited (862128535)

Establishment

Name	Address	ID/FEI	Business Operations
Macleods Pharmaceuticals Limited		676369519	ANALYSIS(33342-352) , LABEL(33342-352) , MANUFACTURE(33342-352) , PACK(33342-352)

Revised: 10/2024

Macleods Pharmaceuticals Limited