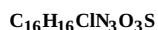
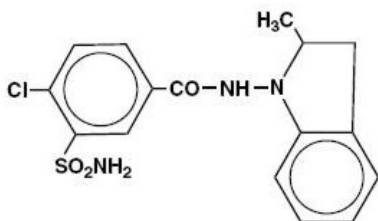


**INDAPAMIDE- indapamide tablet, film coated**  
**Rebel Distributors Corp**

-----  
**Indapamide**

**DESCRIPTION**

Indapamide is an oral antihypertensive/diuretic. Its molecule contains both a polar sulfamoyl chlorobenzamide moiety and a lipid-soluble methylindoline moiety. It differs chemically from the thiazides in that it does not possess the thiazide ring system and contains only one sulfonamide group. The chemical name of indapamide is 4-Chloro-N-(2-methyl-1-indoliny)-3-Sulfamoylbenzamide, and its molecular weight is 365.84. The compound is a weak acid,  $pK_a=8.8$ , and is soluble in aqueous solutions of strong bases. It is a white to yellow-white crystalline (tetragonal) powder.



Each tablet, for oral administration, contains 1.25 mg or 2.5 mg of indapamide, USP and the following inactive ingredients: anhydrous lactose, colloidal silicon dioxide, hypromellose, magnesium stearate, microcrystalline cellulose, polydextrose, polyethylene glycol, pregelatinized starch, sodium lauryl sulfate, and titanium dioxide. Additionally, the 1.25 mg product contains glyceryl triacetate and D&C Red No. 30 Aluminum Lake and the 2.5 mg product contains triacetin.

**CLINICAL PHARMACOLOGY**

Indapamide is the first of a new class of antihypertensive/diuretics, the indolines. The oral administration of 2.5 mg (two 1.25 mg tablets) of indapamide to male subjects produced peak concentrations of approximately 115 ng/mL of the drug in the blood within 2 hours. The oral administration of 5 mg (two 2.5 mg tablets) of indapamide to healthy male subjects produced peak concentrations of approximately 260 ng/mL of the drug in the blood within 2 hours. A minimum of 70% of a single oral dose is eliminated by the kidneys and an additional 23% by the gastrointestinal tract, probably including the biliary route. The half-life of indapamide in whole blood is approximately 14 hours.

Indapamide is preferentially and reversibly taken up by the erythrocytes in the peripheral blood. The whole blood/plasma ratio is approximately 6:1 at the time of peak concentration and decreases to 3.5:1 at 8 hours. From 71% to 79% of the indapamide in plasma is reversibly bound to plasma proteins.

Indapamide is an extensively metabolized drug, with only about 7% of the total dose administered, recovered in the urine as unchanged drug during the first 48 hours after administration. The urinary elimination of <sup>14</sup>C-labeled indapamide and metabolites is biphasic with a terminal half-life of excretion of total radioactivity of 26 hours.

In a parallel design double-blind, placebo controlled trial in hypertension, daily doses of indapamide between 1.25 mg and 10 mg produced dose related antihypertensive effects. Doses of 5 mg and 10 mg were not distinguishable from each other although each was differentiated from placebo and 1.25 mg indapamide. At daily doses of 1.25 mg, 5 mg and 10 mg, a mean decrease of serum potassium of 0.28, 0.61 and 0.76 mEq/L, respectively, was observed and uric acid increased by about 0.69 mg/100 mL.

In other parallel design, dose-ranging clinical trials in hypertension and edema, daily doses of indapamide between 0.5 mg and 5 mg produced dose related effects. Generally, doses of 2.5 mg and 5 mg were not distinguishable from each other although each was differentiated from placebo and from 0.5 mg or 1 mg indapamide. At daily doses of 2.5 mg and 5 mg a mean decrease of serum potassium of 0.5 and 0.6 mEq/Liter, respectively, was observed and uric acid increased by about 1 mg/100 mL.

At these doses, the effects of indapamide on blood pressure and edema are approximately equal to those obtained with conventional doses of other antihypertensive/diuretics.

In hypertensive patients, daily doses of 1.25 mg, 2.5 mg and 5 mg of indapamide have no appreciable cardiac inotropic or chronotropic effect. The drug decreases peripheral resistance, with little or no effect on cardiac output, rate or rhythm. Chronic administration of indapamide to hypertensive patients has little or no effect on glomerular filtration rate or renal plasma flow.

Indapamide had an antihypertensive effect in patients with varying degrees of renal impairment, although in general, diuretic effects declined as renal function decreased.

In a small number of controlled studies, indapamide taken with other antihypertensive drugs such as hydralazine, propranolol, guanethidine and methyl dopa, appeared to have the additive effect typical of thiazide-type diuretics.

## INDICATIONS AND USAGE

Indapamide tablets are indicated for the treatment of hypertension, alone or in combination with other antihypertensive drugs.

Indapamide tablets are also indicated for the treatment of salt and fluid retention associated with congestive heart failure.

### Usage in Pregnancy

The routine use of diuretics in an otherwise healthy woman is inappropriate and exposes mother and fetus to unnecessary hazard (see PRECAUTIONS below).

Diuretics do not prevent development of toxemia of pregnancy, and there is no satisfactory evidence that they are useful in the treatment of developed toxemia.

Edema during pregnancy may arise from pathological causes or from the physiologic and mechanical consequences of pregnancy. Indapamide is indicated in pregnancy when edema is due to pathologic causes, just as it is in the absence of pregnancy (however, see PRECAUTIONS below). Dependent edema in pregnancy, resulting from restriction of venous return by the expanded uterus, is properly treated through elevation of the lower extremities and use of support hose; use of diuretics to lower intravascular volume in this case is illogical and unnecessary. There is hypervolemia during normal pregnancy which is not harmful to either the fetus or the mother (in the absence of cardiovascular disease), but which is associated with edema, including generalized edema in the majority of pregnant women. If this edema produces discomfort, increased recumbency will often provide relief. In rare instances, this edema may cause extreme discomfort which is not relieved by rest. In these cases, a short course of diuretics may provide relief and may be appropriate.

## CONTRAINDICATIONS

Anuria. Known hypersensitivity to indapamide or to other sulfonamide-derived drugs.

## WARNINGS

Severe cases of hyponatremia, accompanied by hypokalemia have been reported with recommended doses of indapamide. This occurred primarily in elderly females. (See PRECAUTIONS: Geriatric Use.) This appears to be dose related. Also, a large case-controlled pharmacoepidemiology study indicates that there is an increased risk of hyponatremia with indapamide 2.5 mg and 5 mg doses. Hyponatremia considered possibly clinically significant ( $< 125$  mEq/L) has not been observed in clinical trials with the 1.25 mg dosage (see PRECAUTIONS). Thus, patients should be started at the 1.25 mg dose and maintained at the lowest possible dose. (See DOSAGE AND ADMINISTRATION.)

Hypokalemia occurs commonly with diuretics (see ADVERSE REACTIONS: Hypokalemia), and electrolyte monitoring is essential, particularly in patients who would be at increased risk from hypokalemia, such as those with cardiac arrhythmias or who are receiving concomitant cardiac glycosides.

In general, diuretics should not be given concomitantly with lithium because they reduce its renal clearance and add a high risk of lithium toxicity. Read prescribing information for lithium preparations before use of such concomitant therapy.

## PRECAUTIONS

### General

#### Hypokalemia, Hyponatremia, and Other Fluid and Electrolyte Imbalances

Periodic determinations of serum electrolytes should be performed at appropriate intervals. In addition, patients should be observed for clinical signs of fluid or electrolyte imbalance, such as hyponatremia, hypochloremic alkalosis, or hypokalemia. Warning signs include dry mouth, thirst, weakness, fatigue, lethargy, drowsiness, restlessness, muscle pains or cramps, hypotension, oliguria, tachycardia, and gastrointestinal disturbance. Electrolyte determinations are particularly important in patients who are vomiting excessively or receiving parenteral fluids, in patients subject to electrolyte imbalance (including those with heart failure, kidney disease, and cirrhosis), and in patients on a salt-restricted diet.

The risk of hypokalemia secondary to diuresis and natriuresis is increased when larger doses are used, when the diuresis is brisk, when severe cirrhosis is present and during concomitant use of corticosteroids or ACTH. Interference with adequate oral intake of electrolytes will also contribute to hypokalemia. Hypokalemia can sensitize or exaggerate the response of the heart to the toxic effects of digitalis, such as increased ventricular irritability.

Dilutional hyponatremia may occur in edematous patients; the appropriate treatment is restriction of water rather than administration of salt, except in rare instances when the hyponatremia is life threatening. However, in actual salt depletion, appropriate replacement is the treatment of choice. Any chloride deficit that may occur during treatment is generally mild and usually does not require specific treatment except in extraordinary circumstances as in liver or renal disease. Thiazide-like diuretics have been shown to increase the urinary excretion of magnesium; this may result in hypomagnesemia.

Hyperuricemia and Gout

Serum concentrations of uric acid increased by an average of 0.69 mg/100 mL in patients treated with indapamide 1.25 mg, and by an average of 1 mg/100 mL in patients treated with indapamide 2.5 mg and 5 mg, and frank gout may be precipitated in certain patients receiving indapamide (see ADVERSE REACTIONS below). Serum concentrations of uric acid should, therefore, be monitored periodically during treatment.

#### Renal Impairment

Indapamide, like the thiazides, should be used with caution in patients with severe renal disease, as reduced plasma volume may exacerbate or precipitate azotemia. If progressive renal impairment is observed in a patient receiving indapamide, withholding or discontinuing diuretic therapy should be considered. Renal function tests should be performed periodically during treatment with indapamide.

#### Impaired Hepatic Function

Indapamide, like the thiazides, should be used with caution in patients with impaired hepatic function or progressive liver disease, since minor alterations of fluid and electrolyte balance may precipitate hepatic coma.

#### Glucose Tolerance

Latent diabetes may become manifest and insulin requirements in diabetic patients may be altered during thiazide administration. A mean increase in glucose of 6.47 mg/dL was observed in patients treated with indapamide 1.25 mg, which was not considered clinically significant in these trials. Serum concentrations of glucose should be monitored routinely during treatment with indapamide.

#### Calcium Excretion

Calcium excretion is decreased by diuretics pharmacologically related to indapamide. After 6 to 8 weeks of indapamide 1.25 mg treatment and in long-term studies of hypertensive patients with higher doses of indapamide, however, serum concentrations of calcium increased only slightly with indapamide. Prolonged treatment with drugs pharmacologically related to indapamide may in rare instances be associated with hypercalcemia and hypophosphatemia secondary to physiologic changes in the parathyroid gland; however, the common complications of hyperparathyroidism, such as renal lithiasis, bone resorption, and peptic ulcer, have not been seen. Treatment should be discontinued before tests for parathyroid function are performed. Like the thiazides, indapamide may decrease serum PBI levels without signs of thyroid disturbance.

#### Interaction with Systemic Lupus Erythematosus

Thiazides have exacerbated or activated systemic lupus erythematosus and this possibility should be considered with indapamide as well.

### **Drug Interactions**

#### Other Antihypertensives

Indapamide may add to or potentiate the action of other antihypertensive drugs. In limited controlled trials that compared the effect of indapamide combined with other antihypertensive drugs with the effect of the other drugs administered alone, there was no notable change in the nature or frequency of adverse reactions associated with the combined therapy.

#### Lithium

See WARNINGS.

#### Post-Sympathectomy Patient

The antihypertensive effect of the drug may be enhanced in the post-sympathectomized patient.

#### Norepinephrine

Indapamide, like the thiazides, may decrease arterial responsiveness to norepinephrine, but this diminution is not sufficient to preclude effectiveness of the pressor agent for therapeutic use.

### **Carcinogenesis, Mutagenesis, Impairment of Fertility**

Both mouse and rat lifetime carcinogenicity studies were conducted. There was no significant difference in the incidence of tumors between the indapamide-treated animals and the control groups.

### **Pregnancy**

#### Teratogenic Effects

##### *Pregnancy Category B*

Reproduction studies have been performed in rats, mice and rabbits at doses up to 6,250 times the therapeutic human dose and have revealed no evidence of impaired fertility or harm to the fetus due to indapamide. Postnatal development in rats and mice was unaffected by pretreatment of parent animals during gestation. There are, however, no adequate and well controlled studies in pregnant women. Moreover, diuretics are known to cross the placental barrier and appear in cord blood. Because animal reproduction studies are not always predictive of human response, this drug should be used during pregnancy only if clearly needed. There may be hazards associated with this use such as fetal or neonatal jaundice, thrombocytopenia, and possibly other adverse reactions that have occurred in the

adult.

**Nursing Mothers**

It is not known whether this drug is excreted in human milk. Because most drugs are excreted in human milk, if use of this drug is deemed essential, the patient should stop nursing.

**Pediatric Use**

Safety and effectiveness of indapamide in pediatric patients have not been established.

**Geriatric Use**

Clinical studies of indapamide did not include sufficient numbers of subjects aged 65 and over to determine whether they respond differently from younger subjects. Other reported clinical experience has not identified differences in responses between the elderly and younger patients. In general, dose selection for an elderly patient should be cautious, usually starting at the low end of the dosing range, reflecting the greater frequency of decreased hepatic, renal, or cardiac function, and of concomitant disease or other drug therapy.

Severe cases of hyponatremia, accompanied by hypokalemia have been reported with recommended doses of indapamide in elderly females (see WARNINGS).

**ADVERSE REACTIONS**

Most adverse effects have been mild and transient.

The clinical adverse reactions listed in Table 1 represent data from Phase II/III placebo-controlled studies (306 patients given indapamide 1.25 mg). The clinical adverse reactions listed in Table 2 represent data from Phase II placebo-controlled studies and long-term controlled clinical trials (426 patients given indapamide 2.5 mg or 5 mg). The reactions are arranged into two groups: 1) a cumulative incidence equal to or greater than 5%; 2) a cumulative incidence less than 5%. Reactions are counted regardless of relation to drug.

**TABLE 1: Adverse Reactions from Studies of 1.25 mg**

Incidence ≥ 5%	Incidence < 5%*
BODY AS A WHOLE	
Headache	Asthenia
Infection	Flu Syndrome
Pain	Abdominal Pain
Back Pain	Chest Pain
GASTROINTESTINAL SYSTEM	
	Constipation
	Diarrhea
	Dyspepsia
	Nausea
METABOLIC SYSTEM	
	Peripheral Edema
CENTRAL NERVOUS SYSTEM	
Dizziness	Nervousness
	Hypertonia
RESPIRATORY SYSTEM	
Rhinitis	Cough
	Pharyngitis
	Sinusitis
SPECIAL SENSES	
	Conjunctivitis

\* OTHER  
All other clinical adverse reactions occurred at an incidence of < 1%.

Approximately 4% of patients given indapamide 1.25 mg compared to 5% of the patients given placebo discontinued treatment in the trials of up to 8 weeks because of adverse reactions.

In controlled clinical trials of 6 to 8 weeks in duration, 20% of patients receiving indapamide 1.25 mg, 61% of patients receiving indapamide 5 mg, and 80% of patients receiving indapamide 10 mg had at least one potassium value below 3.4 mEq/L. In the indapamide 1.25 mg group, about 40% of those patients who reported hypokalemia as a laboratory adverse event returned to normal serum potassium values without intervention. Hypokalemia with concomitant clinical signs or symptoms occurred in 2% of patients receiving indapamide 1.25 mg.

**TABLE 2: Adverse Reactions from Studies of 2.5 mg and 5 mg**

Incidence ≥ 5%	Incidence < 5%
CENTRAL NERVOUS SYSTEM/ NEUROMUSCULAR	
Headache	Lightheadedness

Dizziness	Drowsiness
Fatigue, weakness, loss of energy, lethargy, tiredness, or malaise	Vertigo
Muscle cramps or spasm, or numbness of the extremities	Insomnia
Nervousness, tension, anxiety, irritability, or agitation	Depression
GASTROINTESTINAL SYSTEM	Blurred Vision
	Constipation
	Nausea
	Vomiting
	Diarrhea
	Gastric irritation
	Abdominal pain or cramps
	Anorexia
CARDIOVASCULAR SYSTEM	Orthostatic hypotension
	Premature ventricular contractions
	Irregular heart beat
	Palpitations
GENITOURINARY SYSTEM	Frequency of urination
	Nocturia
	Polyuria
DERMATOLOGIC/HYPERSENSITIVITY	Rash
	Hives
	Pruritus
	Vasculitis
OTHER	Impotence or reduced libido
	Rhinorrhea
	Flushing
	Hyperuricemia
	Hyperglycemia
	Hyponatremia
	Hypochloremia
	Increase in serum urea nitrogen (BUN) or creatinine
	Glycosuria
	Weight loss
	Dry mouth
	Tingling of extremities

Because most of these data are from long-term studies (up to 40 weeks of treatment), it is probable that many of the adverse experiences reported are due to causes other than the drug. Approximately 10% of patients given indapamide discontinued treatment in long-term trials because of reactions either related or unrelated to the drug.

Hypokalemia with concomitant clinical signs or symptoms occurred in 3% of patients receiving indapamide 2.5 mg q.d. and 7% of patients receiving indapamide 5 mg q.d. In long-term controlled clinical trials comparing the hypokalemic effects of daily doses of indapamide and hydrochlorothiazide, however, 47% of patients receiving indapamide 2.5 mg, 72% of patients receiving indapamide 5 mg, and 44% of patients receiving hydrochlorothiazide 50 mg had at least one potassium value (out of a total of 11 taken during the study) below 3.5 mEq/L. In the indapamide 2.5 mg group, over 50% of those patients returned to normal serum potassium values without intervention.

In clinical trials of 6 to 8 weeks, the mean changes in selected values were as shown in the tables below.

Mean Changes From Baseline After 8 Weeks Of Treatment - 1.25 mg					
	Serum Electrolytes (mEq/L)			Serum Uric Acid (mg/dL)	BUN (mg/dL)
	Potassium	Sodium	Chloride		
Indapamide 1.25 mg (n=255 to 257)	-0.28	-0.63	-2.60	0.69	1.46
Placebo (n=263 to 266)	0.00	-0.11	-0.21	0.06	0.06

No patients receiving indapamide 1.25 mg experienced hyponatremia considered possibly clinically significant (< 125 mEq/L).

Indapamide had no adverse effects on lipids.

---

Mean Changes from Baseline after 40 Weeks of Treatment - 2.5 mg and 5 mg

---

	Serum Electrolytes (mEq/L)			Serum Uric Acid (mg/dL)	BUN (mg/dL)
	Potassium	Sodium	Chloride		
Indapamide 2.5 mg (n=76)	-0.4	-0.6	-3.6	0.7	-0.1
Indapamide 5 mg (n=81)	-0.6	-0.7	-5.1	1.1	1.4

The following reactions have been reported with clinical usage of indapamide: jaundice (intrahepatic cholestatic jaundice), hepatitis, pancreatitis and abnormal liver function tests. These reactions were reversible with discontinuance of the drug.

Also reported are erythema multiforme, Stevens-Johnson Syndrome, bullous eruptions, purpura, photosensitivity, fever, pneumonitis, anaphylactic reactions, agranulocytosis, leukopenia, thrombocytopenia and aplastic anemia. Other adverse reactions reported with antihypertensive/diuretics are necrotizing angitis, respiratory distress, sialadenitis, xanthopsia.

## OVERDOSAGE

Symptoms of overdosage include nausea, vomiting, weakness, gastrointestinal disorders and disturbances of electrolyte balance. In severe instances, hypotension and depressed respiration may be observed. If this occurs, support of respiration and cardiac circulation should be instituted. There is no specific antidote. An evacuation of the stomach is recommended by emesis and gastric lavage after which the electrolyte and fluid balance should be evaluated carefully.

## DOSAGE AND ADMINISTRATION

### Hypertension

The adult starting indapamide dose for hypertension is 1.25 mg as a single daily dose taken in the morning. If the response to 1.25 mg is not satisfactory after 4 weeks, the daily dose may be increased to 2.5 mg taken once daily. If the response to 2.5 mg is not satisfactory after 4 weeks, the daily dose may be increased to 5 mg taken once daily, but adding another antihypertensive should be considered.

### Edema of Congestive Heart Failure

The adult starting indapamide dose for edema of congestive heart failure is 2.5 mg as a single daily dose taken in the morning. If the response to 2.5 mg is not satisfactory after one week, the daily dose may be increased to 5 mg taken once daily.

If the antihypertensive response to indapamide is insufficient, indapamide may be combined with other antihypertensive drugs, with careful monitoring of blood pressure. It is recommended that the usual dose of other agents be reduced by 50% during initial combination therapy. As the blood pressure response becomes evident, further dosage adjustments may be necessary.

In general, doses of 5 mg and larger have not appeared to provide additional effects on blood pressure or heart failure, but are associated with a greater degree of hypokalemia. There is minimal clinical trial experience in patients with doses greater than 5 mg once a day.

## HOW SUPPLIED

Indapamide Tablets, USP are available containing 1.25 mg or 2.5 mg of indapamide, USP.

The 1.25 mg tablets are pink film-coated, unscored, round tablets debossed with **M** on one side of the tablet and **69** on the other side. They are available as follows:

NDC 21695-576-30  
bottles of 30 tablets

**Store at 20° to 25°C (68° to 77°F). [See USP Controlled Room Temperature.]**

### Avoid excessive heat.

Dispense in a tight, light-resistant container as defined in the USP using a child-resistant closure.

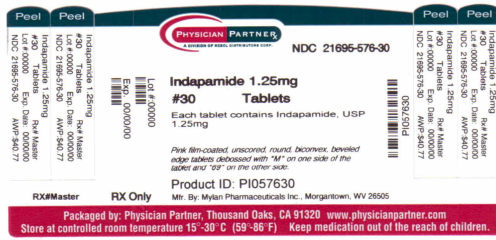
Mylan Pharmaceuticals Inc.  
Morgantown, WV 26505

REVISED JANUARY 2010  
INDAP:R6

Repackaged by:

Rebel Distributors Corp  
Thousand Oaks, CA 91320

## Principal Display Panel



## INDAPAMIDE

indapamide tablet, film coated

### Product Information

<b>Product Type</b>	HUMAN PRESCRIPTION DRUG	<b>Item Code (Source)</b>	NDC:21695-576(NDC:0378-0069)
<b>Route of Administration</b>	ORAL		

### Active Ingredient/Active Moiety

Ingredient Name	Basis of Strength	Strength
INDAPAMIDE (UNII: F08910511L) (INDAPAMIDE - UNII:F08910511L)	INDAPAMIDE	1.25 mg

### Inactive Ingredients

Ingredient Name	Strength
ANHYDROUS LACTOSE (UNII: 3SY5LH9PMK)	
SILICON DIOXIDE (UNII: ETJ7Z6XBU4)	
HYPROMELLOSES (UNII: 3NXW29V3WO)	
MAGNESIUM STEARATE (UNII: 70097M6I30)	
CELLULOSE, MICROCRYSTALLINE (UNII: OP1R32D61U)	
POLYDEXTROSE (UNII: VH2XOU12IE)	
POLYETHYLENE GLYCOL (UNII: 3WJQ0SDW1A)	
STARCH, CORN (UNII: O8232NY3SJ)	
SODIUM LAURYL SULFATE (UNII: 368GB5141J)	
TITANIUM DIOXIDE (UNII: 15FIX9V2JP)	
TRIA CETIN (UNII: XHX3C3X673)	
D&C RED NO. 30 (UNII: 2S42T2808B)	

### Product Characteristics

<b>Color</b>	PINK	<b>Score</b>	no score
<b>Shape</b>	ROUND	<b>Size</b>	7mm
<b>Flavor</b>		<b>Imprint Code</b>	M;69
<b>Contains</b>			

### Packaging

#	Item Code	Package Description	Marketing Start Date	Marketing End Date
1	NDC:21695-576-30	30 in 1 BOTTLE, PLASTIC		

### Marketing Information

Marketing Category	Application Number or Monograph Citation	Marketing Start Date	Marketing End Date
ANDA	ANDA074461	01/18/2010	

**Labeler** - Rebel Distributors Corp (118802834)

### Establishment

Name	Address	ID/FEI	Business Operations
Rebel Distributors Corp		118802834	RELABEL, REPACK