

POTASSIUM PHOSPHATES- potassium phosphate, monobasic potassium phosphate, dibasic injection, solution, concentrate
Amneal Pharmaceuticals Private Limited

HIGHLIGHTS OF PRESCRIBING INFORMATION

These highlights do not include all the information needed to use POTASSIUM PHOSPHATES INJECTION safely and effectively. See full prescribing information for POTASSIUM PHOSPHATES INJECTION.

POTASSIUM PHOSPHATES injection, for intravenous use
Initial U.S. Approval: 1983

----- **INDICATIONS AND USAGE** -----

Potassium phosphates injection is a phosphorus replacement product indicated as a source of phosphorus:

- in intravenous fluids to correct hypophosphatemia in adults and pediatric patients when oral or enteral replacement is not possible, insufficient or contraindicated. (1)
- for parenteral nutrition in adults and pediatric patients when oral or enteral nutrition is not possible, insufficient or contraindicated. (1)

----- **DOSAGE AND ADMINISTRATION** -----

- Administer intravenously only after dilution or admixing in a larger volume of fluid. (2.1)
- Potassium phosphates injection provides phosphorus 3 mmol/mL (potassium 4.4 mEq/mL). (2.2, 2.4)
- Monitor serum phosphorus, potassium, calcium and magnesium concentrations. (2.2, 2.4)
- See full prescribing information for instructions on preparation and administration. (2.1, 2.3)

Recommended Dosage for Correction of Hypophosphatemia in Intravenous Fluids

- Potassium phosphates injection is only for administration to a patient with a serum potassium concentration less than 4 mEq/dL; otherwise, use an alternative source of phosphorus. (2.1)
- The dosage is dependent upon the individual needs of the patient and the contribution of phosphorus and potassium from other sources. (2.2)
- See full prescribing information for recommendations on initial or single dosing, repeated dosing, concentration and infusion rate. (2.1, 2.2)

Recommended Dosage for Administration in Parenteral Nutrition

- Individualize the dosage based upon the patient's clinical condition, nutritional requirements and the contribution of oral or enteral phosphorus and potassium intake. (2.4)
- See full prescribing information for recommendations for daily and maximum dosage. (2.4)

----- **DOSAGE FORMS AND STRENGTHS** -----

Injection:

- phosphorus 45 mmol/15 mL (3 mmol/mL) and potassium 66 mEq/15 mL (4.4 mEq/mL) in a single-dose vial. (3)

----- **CONTRAINDICATIONS** -----

- Hyperkalemia. (4)
- Hyperphosphatemia. (4)
- Hypercalcemia or significant hypocalcemia. (4)
- Severe renal impairment (eGFR less than 30 mL/min/1.73 m²) or end stage renal disease. (4)

----- **WARNINGS AND PRECAUTIONS** -----

- Serious Cardiac Adverse Reactions with Undiluted, Bolus, or Rapid Intravenous Administration: Administer only after dilution or admixing; do not exceed the recommended infusion rate. Continuous electrocardiographic (ECG) monitoring may be needed during infusion. (2.2, 5.1)
- Pulmonary Embolism due to Pulmonary Vascular Precipitates: If signs of pulmonary distress occur, stop the infusion and initiate a medical evaluation. (5.2)
- Hyperkalemia: Increased risk in patients with renal impairment, severe adrenal insufficiency, or treated with drugs that increase potassium. Patients with cardiac disease may be more susceptible. Do not exceed the maximum daily amount of potassium or the recommended infusion rate. Continuous ECG

- monitoring may be needed during infusion. (5.3, 7.1)
- Hyperphosphatemia and Hypocalcemia: Monitor serum phosphorus and calcium concentrations during and following infusion. (5.4)
 - Aluminum Toxicity: Increased risk in patients with renal impairment, including preterm infants. (5.5, 8.4).
 - Hypomagnesemia: Reported in patients with hypercalcemia and diabetic ketoacidosis. Monitor serum magnesium concentrations during treatment. (5.6)
 - Vein Damage and Thrombosis: Infuse concentrated or hypertonic solutions through a central catheter. (2.1, 2.3, 5.7)

-----**ADVERSE REACTIONS**-----

Adverse reactions include hyperkalemia, hyperphosphatemia, hypocalcemia and hypomagnesemia. (6)

To report SUSPECTED ADVERSE REACTIONS, contact Amneal Pharmaceuticals LLC at 1-877-835-5472 or FDA at 1-800-FDA-1088 or www.fda.gov/medwatch.

-----**DRUG INTERACTIONS**-----

Use of Other Medications that Increase Potassium: Avoid use in patients receiving such products. If use cannot be avoided, closely monitor serum potassium concentrations. (5.3, 7.1)

See 17 for PATIENT COUNSELING INFORMATION.

Revised: 4/2025

FULL PRESCRIBING INFORMATION: CONTENTS*

1 INDICATIONS AND USAGE

2 DOSAGE AND ADMINISTRATION

2.1 Preparation and Administration in Intravenous Fluids to Correct Hypophosphatemia

2.2 Dosage for Administration in Intravenous Fluids to Correct Hypophosphatemia

2.3 Preparation and Administration in Parenteral Nutrition

2.4 Dosage for Administration in Parenteral Nutrition

3 DOSAGE FORMS AND STRENGTHS

4 CONTRAINDICATIONS

5 WARNINGS AND PRECAUTIONS

5.1 Serious Cardiac Adverse Reactions with Undiluted, Bolus or Rapid Intravenous Administration

5.2 Pulmonary Embolism due to Pulmonary Vascular Precipitates

5.3 Hyperkalemia

5.4 Hyperphosphatemia and Hypocalcemia

5.5 Aluminum Toxicity

5.6 Hypomagnesemia

5.7 Vein Damage and Thrombosis

5.8 Laboratory Monitoring

6 ADVERSE REACTIONS

7 DRUG INTERACTIONS

7.1 Other Products that Increase Serum Potassium

8 USES IN SPECIFIC POPULATIONS

8.1 Pregnancy

8.2 Lactation

8.4 Pediatric Use

8.5 Geriatric Use

8.6 Renal Impairment

10 OVERDOSAGE

11 DESCRIPTION

12 CLINICAL PHARMACOLOGY

12.1 Mechanism of Action

12.3 Pharmacokinetics

16 HOW SUPPLIED/STORAGE AND HANDLING

17 PATIENT COUNSELING INFORMATION

* Sections or subsections omitted from the full prescribing information are not listed.

FULL PRESCRIBING INFORMATION

1 INDICATIONS AND USAGE

Potassium phosphates injection is indicated as a source of phosphorus:

- in intravenous fluids to correct hypophosphatemia in adults and pediatric patients when oral or enteral replacement is not possible, insufficient or contraindicated.
- for parenteral nutrition in adults and pediatric patients when oral or enteral nutrition is not possible, insufficient or contraindicated.

2 DOSAGE AND ADMINISTRATION

2.1 Preparation and Administration in Intravenous Fluids to Correct Hypophosphatemia

Preparation

- Potassium phosphates injection is for *intravenous infusion* into a central or peripheral vein *only after dilution*.
- Using aseptic technique, withdraw the required amount from the vial and add to 0.9% Sodium Chloride Injection, USP (normal saline) or 5% Dextrose Injection, USP (D5W). For adults and pediatric patients 12 years of age and older a total volume of 100 mL or 250 mL is recommended. For pediatric patients less than 12 years of age, use the smallest recommended volume, considering daily fluid requirements and the maximum concentration for peripheral and central administration shown in Table 1.
- The concentration of the diluted solution should take into consideration the age of the patient, the amounts of phosphorus and potassium in the dose and is dependent upon whether administration will be through a peripheral or central venous catheter. The recommended maximum concentrations are shown in Table 1:

Table 1: Maximum Recommended Concentration of Potassium Phosphates Injection by Age and Route of Administration (Peripheral vs. Central)

Patient Population	Peripheral Venous Catheter	Central Venous Catheter
Adults and Pediatric Patients 12 Years of Age and Older	phosphorus 6.8 mmol/100 mL (potassium 10 mEq/100	phosphorus 18 mmol/100 mL (potassium 26.4 mEq/100

12 Years of Age and Older	mL)	mL)
Pediatric Patients Less than 12 Years of Age	phosphorus 0.27 mmol/10 mL (potassium 0.4 mEq/10 mL)	phosphorus 0.55 mmol/10 mL (potassium 0.8 mEq/10 mL)

- Visually inspect the solution for particulate matter and discoloration before and after dilution and prior to administration. Do not administer unless solution is clear and seal on the vial is intact.

Administration

- Check serum potassium and calcium concentrations prior to administration. Normalize the calcium before administering potassium phosphates injection [see *Contraindications (4), Warnings and Precautions (5.3, 5.4)*].
- Potassium phosphates injection is only for administration to a patient with a serum potassium concentration less than 4 mEq/dL [see *Warnings and Precautions (5.3)*]. If the potassium concentration is 4 mEq/dL or more, use an alternative source of phosphorus.
- Do not infuse with calcium-containing intravenous fluids [see *Warnings and Precautions (5.4)*].
- The rate of administration may be dependent on the patient and the specific institution policy [see *Dosage and Administration (2.2)*].

Storage and Stability

- Single-Dose Vial (15 mL)
 - For single use only. Discard used vial, including any unused contents.
- After dilution, the solution is stable for a maximum of 4 hours at room temperature 20° to 25°C (68° to 77°F) or 14 days under refrigeration at 2° to 8°C (36° to 46°F).

2.2 Dosage for Administration in Intravenous Fluids to Correct Hypophosphatemia

Potassium phosphates injection provides phosphorus 3 mmol/mL (potassium 4.4 mEq/mL).

The dosage is dependent upon the individual needs of the patient and the contribution of phosphorus and potassium from other sources.

Initial or Single-Dose

The phosphorus doses in Table 2 are general recommendations for an initial or single-dose and are intended for most patients. Based upon clinical requirements, some patients may require a lower or higher dose. The maximum initial or single-dose of phosphorus is 45 mmol (potassium 66 mEq) [see *Warnings and Precautions (5.1)*].

In patients with moderate renal impairment (eGFR \geq 30 mL/min/1.73 m² to < 60 mL/min/1.73 m²), start at the low end of the dose range [see *Use in Specific Populations (8.6)*].

Monitor serum phosphorus, potassium, calcium and magnesium serum concentrations.

Table 2: Recommended Initial or Single-Dose of Potassium Phosphates Injection in Intravenous Fluids to Correct Hypophosphatemia in Adults and Pediatric Patients

Serum Phosphorus Concentration^a	Phosphorus Dosage^{b, c}	Corresponding Potassium Content
1.8 mg/dL to lower end of the reference range ^a	0.16 mmol/kg to 0.31 mmol/kg	potassium 0.23 mEq/kg to 0.46 mEq/kg
1 mg/dL to 1.7 mg/dL	0.32 mmol/kg to 0.43 mmol/kg	potassium 0.47 mEq/kg to 0.63 mEq/kg
Less than 1 mg/dL	0.44 mmol/kg to 0.64 mmol/kg ^c	potassium 0.64 mEq/kg to 0.94 mEq/kg

^a Serum phosphorus reported using 2.5 mg/dL as the lower end of the reference range for healthy adults and pediatric patients 12 months of age and older. Serum phosphorus reported using 4 mg/dL as the lower end of the reference range for preterm and term infants less than 12 months of age. Serum phosphorus concentrations may vary depending on the assay used and the laboratory reference range.

^b Weight is in terms of actual body weight. Limited information is available regarding dosing of patients significantly above ideal body weight; consider using an adjusted body weight for these patients.

^c up to a maximum of phosphorus 45 mmol (potassium 66 mEq) as a single-dose.

Concentration and Intravenous Infusion Rate

- The concentration of the diluted solution [see Table 1, Dosage and Administration (2.1)] and the infusion rate is dependent upon whether administration will be through a peripheral or central venous catheter. The maximum recommended infusion rates are shown in Table 3 for adults and pediatric patients 12 years of age and older.

Table 3: Maximum Recommended Infusion Rate of Potassium Phosphates Injection for Adults and Pediatric Patients 12 Years of Age and Older

Route of Administration	Maximum Infusion Rate
Peripheral Venous Catheter	phosphorus 6.8 mmol/hour (potassium 10 mEq/hour)
Central Venous Catheter	phosphorus 15 mmol/hour (potassium 22 mEq/hour)

Continuous electrocardiographic (ECG) monitoring and infusion through a central venous catheter is recommended for infusion rates higher than:

- Potassium 10 mEq/hour for adults and pediatric patients weighing 20 kg or greater.
- Potassium 0.5 mEq/kg/hour for pediatric patients weighing less than 20 kg.

Repeated Dosing

Additional dose(s) following the initial dose may be needed in some patients. Prior to administration of additional doses, assess the patient clinically, obtain serum phosphorus, calcium and potassium concentrations and adjust the dose accordingly.

2.3 Preparation and Administration in Parenteral Nutrition

- Potassium phosphates injection is for *intravenous infusion* into a peripheral or central vein *only after dilution and admixing*.

- Potassium phosphates injection is to be prepared only in a suitable work area such as a laminar flow hood (or an equivalent clean air compounding area). The key factor in the preparation is careful aseptic technique to avoid inadvertent touch contamination during mixing of solutions and addition of other nutrients.
- Transfer the required amount of potassium phosphates injection to the parenteral nutrition solution following the admixture of amino acids, dextrose, electrolytes solutions and prior to lipids (if added).
- Because additives may be incompatible, evaluate all additions to the parenteral nutrition container for compatibility and stability of the resulting preparation.
- Calcium and phosphate ratios must be considered. Excess addition of calcium and phosphate, especially in the form of mineral salts, may result in the formation of calcium-phosphate precipitates [see *Warnings and Precautions (5.2)*]. Calcium-phosphate stability in parenteral nutrition solutions is dependent upon the pH of the solution, temperature and relative concentration of each ion. Discard if any precipitates are observed.
- Inspect the final parenteral solution containing potassium phosphates injection to ensure that:
 - precipitates have not formed during mixing or addition of additives and inspect again before administration.
 - the emulsion has not separated, if lipids have been added. Separation of the emulsion can be visibly identified by a yellowish streaking or the accumulation of yellowish droplets in the admixed emulsion.
- The final parenteral nutrition solution is for intravenous infusion into a peripheral or central vein. The choice of a peripheral or central venous route should depend on the osmolarity of the final infusate. Solutions with osmolarity of 900 mOsmol/L or greater must be infused through a central catheter [see *Warnings and Precautions (5.7)*].

Storage

- Protect the parenteral nutrition solution from light during storage.

Stability

- *Single-Dose Vial (15 mL)*
 - For single use only. Discard used vial, including any unused contents.

Use parenteral nutrition solution containing potassium phosphates injection promptly after mixing. Any storage of the admixture should be under refrigeration from 2° to 8°C (36° to 46°F) and limited to a brief period of time, no longer than 24 hours. After removal from refrigeration, bring to room temperature and use promptly and complete the infusion within 24 hours. Discard any remaining admixture.

2.4 Dosage for Administration in Parenteral Nutrition

Potassium phosphates injection provides phosphorus 3 mmol/mL (potassium 4.4 mEq/mL).

The recommended daily dosage in parenteral nutrition is shown in Table 4. Individualize the dosage based upon the patient's clinical condition, nutritional requirements and the contribution of oral or enteral phosphorus and potassium intake. The amount of phosphorus that can be added to parenteral nutrition may be limited by the amount of calcium that is also added to the solution.

Table 4: Recommended Daily Dosage of Potassium Phosphates Injection for Parenteral Nutrition for Adults and Pediatric Patients

Patient Population	Generally Recommended Phosphorus Daily Dosage (Potassium Content)
Preterm and Term Infants Less than 12 Months	2 mmol/kg/day (potassium 2.9 mEq/kg/day)
Pediatric Patients 1 year to Less Than 12 years	1 mmol/kg/day; up to 40 mmol/day (potassium 1.5 mEq/kg/day; up to 58.7 mEq/day)
Adults and Pediatric Patients 12 Years of Age and Older	20 mmol/day to 40 mmol/day ^a (potassium 29.3 mEq/day to 58.7 mEq/day)
^a In patients with moderate renal impairment (eGFR \geq 30 mL/min/1.73 m ² to < 60 mL/min/1.73 m ²), start at the low end of the dosage range.	

Monitoring

Monitor serum phosphorus, potassium, calcium and magnesium concentrations and adjust the dosage accordingly.

3 DOSAGE FORMS AND STRENGTHS

Potassium phosphates injection, USP is a sterile clear, colorless solution supplied as:

- phosphorus 45 mmol/15 mL (3 mmol/mL) and potassium 66 mEq/15 mL (4.4 mEq/mL) in a single-dose vial.

4 CONTRAINDICATIONS

Potassium phosphates injection is contraindicated in patients with:

- Hyperkalemia [see *Warning and Precautions (5.3)*].
- Severe renal impairment (eGFR less than 30 mL/min/1.73 m²) or end stage renal disease [see *Warning and Precautions (5.3)*].
- Hyperphosphatemia [see *Warning and Precautions (5.4)*].
- Hypercalcemia or significant hypocalcemia [see *Warning and Precautions (5.4)*].

5 WARNINGS AND PRECAUTIONS

5.1 Serious Cardiac Adverse Reactions with Undiluted, Bolus or Rapid Intravenous Administration

Intravenous administration of potassium phosphates to correct hypophosphatemia in single-doses of phosphorus 50 mmol and greater and/or at rapid infusion rates (over 1 hour to 3 hours) in intravenous fluids has resulted in death, cardiac arrest, cardiac arrhythmia (including QT prolongation), hyperkalemia, hyperphosphatemia and seizures [see *Overdosage (10)*]. In addition, inappropriate intravenous administration of undiluted or insufficiently diluted potassium phosphates as a rapid “intravenous push” has resulted in cardiac arrest, cardiac arrhythmias, hypotension and death.

Potassium phosphates injection is for *intravenous infusion only after dilution or admixing*. The maximum initial or single-dose of potassium phosphates injection in intravenous fluids to correct hypophosphatemia is phosphorus 45 mmol (potassium 66 mEq). The recommended infusion rate for administration through a peripheral venous

catheter is approximately phosphorus 6.8 mmol/hour (potassium 10 mEq/hour). Continuous electrocardiographic (ECG) monitoring is recommended for higher infusion rates [see *Dosage and Administration (2.1, 2.2)*].

5.2 Pulmonary Embolism due to Pulmonary Vascular Precipitates

Pulmonary vascular emboli and pulmonary distress related to precipitates in the pulmonary vasculature have been described in patients receiving admixed products containing calcium and phosphate or parenteral nutrition. The cause of precipitate formation has not been determined in all cases; however, in some fatal cases, pulmonary emboli occurred as a result of calcium phosphate precipitates. Precipitation has occurred following passage through an in-line filter; *in vivo* precipitate formation may also have occurred. If signs of pulmonary distress occur, stop the parenteral nutrition infusion and initiate a medical evaluation. In addition to inspection of the solution [see *Dosage and Administration (2.3)*], the infusion set and catheter should also periodically be checked for precipitates.

5.3 Hyperkalemia

Potassium phosphates injection may increase the risk of hyperkalemia, including life-threatening cardiac events, especially when administered in excessive doses, undiluted or by rapid intravenous infusion [see *Warnings and Precautions (5.1)*]. Patients with severe renal impairment and end stage renal disease are at increased risk of developing life-threatening hyperkalemia, when administered intravenous potassium [see *Contraindications (4)*]. Other patients at increased risk of hyperkalemia include those with severe adrenal insufficiency or treated concurrently with other drugs that cause or increase the risk of hyperkalemia [see *Drug Interactions (7.1)*]. Patients with cardiac disease may be more susceptible to the effects of hyperkalemia.

Consider the amount of potassium from all sources when determining the dose of potassium phosphates injection and do not exceed the maximum age-appropriate recommended daily amount of potassium. In patients with moderate renal impairment (eGFR ≥ 30 mL/min/1.73 m² to < 60 mL/min/1.73 m²), start at the low end of the dose range and monitor serum potassium, phosphorus, calcium and magnesium concentrations [see *Dosage and Administration (2.2, 2.4)*, *Use in Specific Populations (8.6)*].

When administering potassium phosphates injection in intravenous fluids to correct hypophosphatemia, check the serum potassium concentration prior to administration. If the potassium concentration is 4 mEq/dL or more, do not administer potassium phosphates injection and use an alternative source of phosphorus [see *Dosage and Administration (2.1)*].

The maximum initial or single-dose of potassium phosphates injection in intravenous fluids to correct hypophosphatemia is phosphorus 45 mmol (potassium 66 mEq). The recommended infusion rate of potassium through a peripheral venous catheter is 10 mEq/hour. Continuous electrocardiographic (ECG) monitoring is recommended for higher infusion rates of potassium [see *Dosage and Administration (2.2)*].

5.4 Hyperphosphatemia and Hypocalcemia

Hyperphosphatemia can occur with intravenous administration of potassium phosphates, especially in patients with renal impairment. Hyperphosphatemia can cause

the formation of insoluble calcium phosphorus products with consequent hypocalcemia, neurological irritability with tetany, nephrocalcinosis with acute kidney injury and more rarely, cardiac irritability with arrhythmias.

Obtain serum calcium concentrations prior to administration and normalize the calcium before administering potassium phosphates injection. Potassium phosphates injection is contraindicated in patients with hyperphosphatemia and/or hypercalcemia [see *Contraindications (4)*].

Monitor serum phosphorus and calcium concentrations during treatment with potassium phosphates injection [see *Dosage and Administration (2.2, 2.4)*].

5.5 Aluminum Toxicity

Potassium phosphates injection contains aluminum that may be toxic.

Aluminum may reach toxic levels with prolonged parenteral administration in patients with renal impairment. Preterm infants are particularly at risk for aluminum toxicity because their kidneys are immature and they require large amounts of calcium and phosphate containing solutions, which also contain aluminum.

Patients with renal impairment, including preterm infants, who receive greater than 4 to 5 mcg/kg/day of parenteral aluminum can accumulate aluminum at levels associated with central nervous system and bone toxicity. Tissue loading may occur at even lower rates of administration.

Exposure to aluminum from potassium phosphates injection is no more than 0.6 mcg/kg/day when patients are administered the recommended dosage [see *Dosage and Administration (2.4), Description (11)*].

When prescribing potassium phosphates injection for use in parenteral nutrition solutions containing other small volume parenteral products, the total daily patient exposure to aluminum from the admixture should be considered and maintained at no more than 5 mcg/kg/day [see *Use in Specific Populations (8.4)*].

5.6 Hypomagnesemia

Intravenous infusion of phosphate has been reported to cause a decrease in serum magnesium (and calcium) concentrations when administered to patients with hypercalcemia and diabetic ketoacidosis. Monitor serum magnesium concentrations during treatment.

5.7 Vein Damage and Thrombosis

Potassium phosphates injection must be diluted and administered in intravenous fluids or used as an admixture in parenteral nutrition. It is not for direct intravenous infusion. The infusion of hypertonic solutions into a peripheral vein may result in vein irritation, vein damage and/or thrombosis. The primary complication of peripheral administration is venous thrombophlebitis, which manifests as pain, erythema, tenderness or a palpable cord. Remove the catheter as soon as possible and initiate appropriate medical treatment if thrombophlebitis develops.

When administered peripherally in intravenous fluids to correct hypophosphatemia, a generally recommended maximum concentration is phosphorus 6.8 mmol/100 mL (potassium 10 mEq/100 mL) [see *Dosage and Administration (2.1)*].

Parenteral nutrition solutions with an osmolarity of 900 mOsmol/L or greater must be infused through a central catheter [see *Dosage and Administration (2.3)*].

5.8 Laboratory Monitoring

Monitor serum phosphorus, potassium, calcium and magnesium concentrations during treatment [see *Dosage and Administration (2.2, 2.4)*].

6 ADVERSE REACTIONS

The following clinically significant adverse reactions are described elsewhere in the labeling:

- Aluminum Toxicity [see *Warnings and Precautions (5.5)*]
- Hypomagnesemia [see *Warnings and Precautions (5.6)*]
- Vein Damage and Thrombosis [see *Warnings and Precautions (5.7)*]

The following adverse reactions in Table 5 have been reported in clinical studies or post-marketing reports in patients receiving intravenously administered potassium phosphates. Because some of these reactions were reported voluntarily from a population of uncertain size, it is not always possible to reliably estimate their frequency or establish a causal relationship to drug exposure.

Table 5: Adverse Reactions Reported in Clinical Studies or Post-marketing Reports with Intravenous Potassium Phosphates

System Organ Class	Adverse Reactions
<i>Metabolism and Nutrition Disorders</i>	pulmonary embolism due to pulmonary vascular precipitates [see <i>Warnings and Precautions (5.2)</i>], hyperkalemia [see <i>Warnings and Precautions (5.3)</i>], hyperphosphatemia [see <i>Warnings and Precautions (5.4)</i>], hypocalcemia [see <i>Warnings and Precautions (5.5)</i>], hypovolemia and osmotic diuresis
<i>Cardiac Disorders</i>	hypotension, arrhythmia, heart block, cardiac arrest, bradycardia, chest pain, ECG changes [see <i>Warnings and Precautions (5.1)</i>] and edema
<i>Respiratory, Thoracic and Mediastinal Disorders</i>	dyspnea [see <i>Warnings and Precautions (5.2)</i>]
<i>Renal and Urinary Disorders</i>	acute phosphate nephropathy (i.e., nephrocalcinosis with acute kidney injury), decreased urine output and transition to chronic kidney disease [see <i>Warnings and Precautions (5.4)</i>]
<i>Gastrointestinal Disorders</i>	diarrhea, stomach pain
<i>Musculoskeletal and Connective Tissue Disorders</i>	weakness
<i>Nervous System Disorders</i>	confusion, lethargy, paralysis, paresthesia

7 DRUG INTERACTIONS

7.1 Other Products that Increase Serum Potassium

Administration of potassium phosphates injection to patients treated concurrently or recently with products that increase serum potassium (e.g., potassium-sparing diuretics, ACE inhibitors, angiotensin II receptor antagonists, digoxin or the immunosuppressants tacrolimus and cyclosporine) increases the risk of severe and potentially fatal hyperkalemia, in particular in the presence of other risk factors for hyperkalemia [see *Warnings and Precautions (5.3)*]. Avoid use of potassium phosphates injection in patients receiving such products. If use cannot be avoided, closely monitor serum potassium concentrations [see *Dosage and Administration (2.2, 2.4)*].

8 USES IN SPECIFIC POPULATIONS

8.1 Pregnancy

Risk Summary

Administration of the recommended dose of potassium phosphates injection is not expected to cause major birth defects, miscarriage or adverse maternal or fetal outcomes. Animal reproduction studies have not been conducted with potassium phosphates injection.

The estimated background risk of major birth defects and miscarriage for the indicated population is unknown. All pregnancies have a background risk of birth defect, loss or other adverse outcomes. In the U.S. general population, the estimated background risk of major birth defects and miscarriage in clinically recognized pregnancies is 2% to 4% and 15% to 20%, respectively.

Clinical Considerations

Disease-associated Maternal and/or Embryo-Fetal Risk

Phosphorus is an essential mineral element. Parenteral supplementation with potassium phosphates should be considered if a pregnant woman's requirements cannot be fulfilled by oral or enteral intake.

8.2 Lactation

Risk Summary

Phosphorus and potassium are present in human milk. Administration of the recommended dose of potassium phosphates injection is not expected to cause harm to a breastfed infant. There is no information on the effects of potassium phosphates on milk production. The development and health benefits of breastfeeding should be considered along with the mother's clinical need for potassium phosphates injection and any potential adverse effects on the breastfed child from potassium phosphates injection or from underlying maternal condition.

8.4 Pediatric Use

Safety and effectiveness of potassium phosphates injection have been established in

pediatric patients as a source of phosphorus:

- in intravenous fluids to correct hypophosphatemia when oral or enteral replacement is not possible, insufficient, or contraindicated.
- for parenteral nutrition when oral or enteral nutrition is not possible, insufficient or contraindicated.

Because of immature renal function, preterm infants receiving prolonged parenteral nutrition treatment with potassium phosphates injection may be at higher risk of aluminum toxicity [see *Warnings and Precautions (5.5)*].

8.5 Geriatric Use

In general, dose selection of potassium phosphates injection for an elderly patient should be cautious, starting at the low end of the dosing range because of the greater frequency of decreased hepatic, renal or cardiac function, and of concomitant disease or other drug therapy. It may be useful to monitor renal function during treatment [see *Use in Specific Populations (8.6)*].

8.6 Renal Impairment

Potassium and phosphorus are known to be substantially excreted by the kidney and the risk of adverse reactions to potassium phosphates injection may be greater in patients with impaired renal function [see *Warnings and Precautions (5.3, 5.4, 5.5)*].

Potassium phosphates injection is contraindicated due to the risk of hyperkalemia in patients with severe renal impairment (eGFR less than 30 mL/min/1.73 m²) or end stage renal disease [see *Contraindications (4)*].

In patients with moderate renal impairment (eGFR \geq 30 mL/min/1.73 m² to < 60 mL/min/1.73 m²), start at the low end of the dosage range and monitor serum potassium, phosphorus, calcium and magnesium concentrations [see *Dosage and Administration (2.2, 2.4)*].

10 OVERDOSAGE

Hyperphosphatemia

Administration of excessive doses of intravenous potassium phosphates in intravenous fluids as a single-dose ranging from approximately 50 mmol to 270 mmol phosphorus and/or at rapid infusion rates (over 1 hour to 3 hours) has resulted in death, cardiac arrest, cardiac arrhythmia (including QT prolongation), hyperkalemia, hyperphosphatemia, seizures and tetany.

Hyperphosphatemia is particularly a risk in patients with renal failure. Hyperphosphatemia leads in turn to hypocalcemia, which may be severe and to ectopic calcification, particularly in patients with initial hypercalcemia. Tissue calcification may cause hypotension and organ damage and result in acute renal failure.

Hyperkalemia

Excessive administration of phosphates given as potassium salts may also cause hyperkalemia. Manifestations of hyperkalemia include:

- Disturbances in cardiac conduction and arrhythmias, including bradycardia, heart

block, asystole, ventricular tachycardia, ventricular fibrillation.

- Hypotension.
- Muscle weakness including paresthesia, muscular and respiratory paralysis.

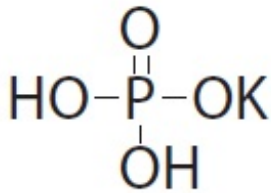
Management

In the event of overdosage, discontinue infusions containing potassium phosphates immediately and institute general supportive measures, including ECG monitoring, laboratory monitoring and correction of serum electrolyte concentrations, especially potassium, phosphorus, calcium and magnesium.

11 DESCRIPTION

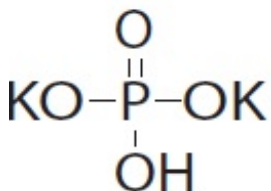
Potassium Phosphates Injection, USP, a phosphorus replacement product containing phosphorus 3 mmol/mL and potassium 4.4 mEq/mL. It is a sterile clear, colorless, non-pyrogenic, concentrated solution containing a mixture of monobasic potassium phosphate, USP and dibasic potassium phosphate, USP in water for injection. It is supplied as a 15 mL single-dose vial.

Monobasic potassium phosphate, USP is chemically designated potassium dihydrogen phosphate. The molecular formula is KH_2PO_4 , molecular weight is 136.084 g/mol and the structural formula is as below:



It appears as colorless crystals or white granular or crystalline powder. It is freely soluble in water and practically insoluble in alcohol.

Dibasic potassium phosphate, USP is chemically designated dipotassium hydrogen phosphate. The molecular formula is K_2HPO_4 , molecular weight is 174.18 g/mol and the structural formula is as below:



It appears as colorless crystals or white granular or crystalline powder. It is freely soluble in water.

Each mL of Potassium Phosphates Injection, USP contains monobasic potassium phosphate USP, 224 mg; dibasic potassium phosphate USP, 236 mg and water for

injection.

Each mL contains 3 mmol phosphorus (equivalent to 93 mg phosphorus) and 4.4 mEq potassium (equivalent to 170 mg of potassium). Note: 1 mmol of phosphorus is equal to 1 mmol phosphate. The pH is 6.0 to 7.0.

This product contains no more than 900 mcg/L of aluminum [see *Warnings and Precautions (5.5)*].

The osmolarity is 7.4 mOsmol/mL (calc).

The solution is administered after dilution or admixing by the intravenous route.

12 CLINICAL PHARMACOLOGY

12.1 Mechanism of Action

Phosphorus in the form of organic and inorganic phosphate has a variety of biochemical functions in all organs and tissues, including critical roles in nucleic acid structure, energy storage and transfer, cell signaling, cell membrane composition and structure, acid-base balance, mineral homeostasis and bone mineralization.

12.3 Pharmacokinetics

Distribution

Approximately 85% of serum phosphates is free and ultra-filterable and 15% is protein-bound.

Elimination

Intravenously infused phosphates not taken up by the tissues are excreted almost entirely in the urine. Serum phosphorus is believed to be filterable by the renal glomeruli and the major portion of filtered phosphorus (greater than 80%) is actively reabsorbed by the tubules.

16 HOW SUPPLIED/STORAGE AND HANDLING

Potassium Phosphates Injection, USP is a sterile clear, colorless solution supplied as phosphorus 3 mmol/mL and potassium 4.4 mEq/mL as shown:

Product Code	Unit of Sale	Strength	Each
1691	NDC 80830-1691-7 Carton containing 10 units	Phosphorus 45 mmol/15 mL and Potassium 66 mEq/15 mL	NDC 80830-1691-6 15 mL single-dose, polypropylene vial

Store at 20° to 25°C (68° to 77°F) [see USP Controlled Room Temperature].

For storage of admixed solution, see *Dosage and Administration 2.1, 2.3*.

17 PATIENT COUNSELING INFORMATION

Inform patients, caregivers or home healthcare providers of the following risks of potassium phosphates injection:

- Serious Cardiac Adverse Reactions with Undiluted, Bolus or Rapid Intravenous Administration [see Warnings and Precautions (5.1)].
- Pulmonary Embolism due to Pulmonary Vascular Precipitates [see Warnings and Precautions (5.2)].
- Hyperkalemia [see Warnings and Precautions (5.3)].
- Hyperphosphatemia and Hypocalcemia [see Warnings and Precautions (5.4)].
- Aluminum toxicity [see Warnings and Precautions (5.5)].
- Hypomagnesemia [see Warnings and Precautions (5.6)].
- Vein Damage and Thrombosis [see Warnings and Precautions (5.7)].

Manufactured by:

Amneal Pharmaceuticals Pvt. Ltd.

Ahmedabad 382110, INDIA

Distributed by:

Amneal Pharmaceuticals LLC

Bridgewater, NJ 08807

Rev. 04-2025-00

PRINCIPAL DISPLAY PANEL

NDC 80830-1691-6

POTASSIUM PHOSPHATES INJECTION, USP

Phosphorus 45 mmol/15 mL (3 mmol/mL)

Potassium 66 mEq/15 mL (4.4 mEq/mL)

15 mL Vial Label

Rx only

Amneal Pharmaceuticals LLC

NDC 80830-1691-6 Rx only

Potassium Phosphates Injection, USP

Phosphorus 45 mmol/15 mL (3 mmol/mL)
Potassium 66 mEq/15 mL (4.4 mEq/mL)

For Intravenous Use Only 15 mL Single-Dose Vial
CAUTION: MUST BE DILUTED Discard Unused Portion.

Sterile, Nonpyrogenic, Preservative Free.

Each mL contains: Monobasic potassium phosphate USP, 224 mg; dibasic potassium phosphate USP, 236 mg and water for injection.

Each mL provides: 3 mmol phosphorus and 4.4 mEq potassium, 7.4 mOsmol/mL.

Contains no more than 900 mcg/L of aluminum.


Recommended Dosage: See Prescribing Information. Use only if solution is clear and seal intact.

Store at 20° to 25°C (68° to 77°F) [see USP Controlled Room Temperature].

Storage After Dilution: See Prescribing Information.

Mfg. Lic. No. G/28/1751

Distributed by: **Amneal Pharmaceuticals LLC**
Bridgewater, NJ 08807
Rev. 04-2025-00
Made in INDIA.



(61) 0 0380830 16916 1

LOT : XXXXXXXX
EXP : YYYY-MM
Unvarnished area for
Batch coding details
to be Printed online
(10 x 15 mm)

NDC 80830-1691-7

POTASSIUM PHOSPHATES INJECTION, USP

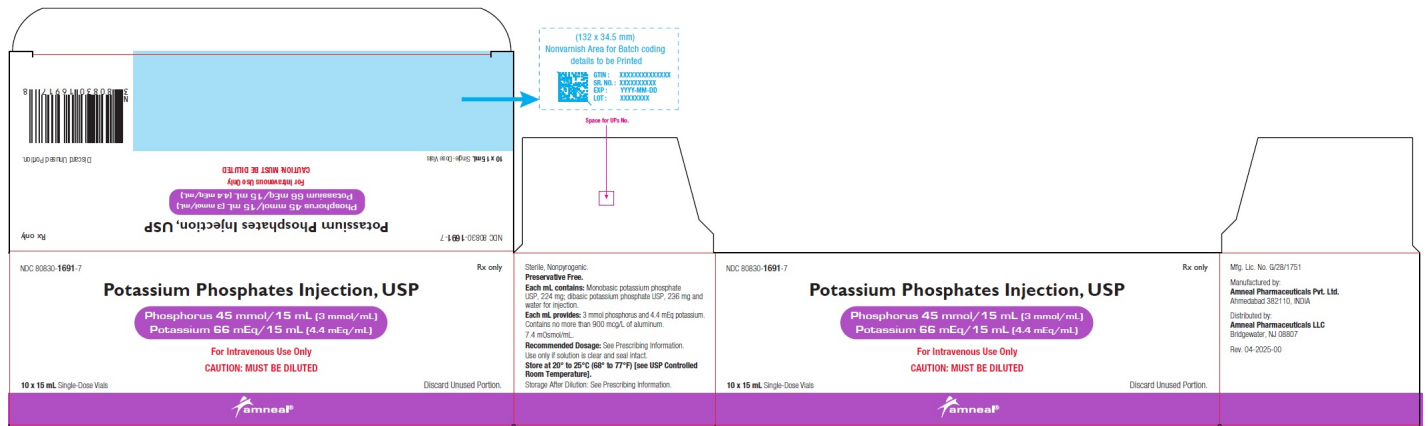
Phosphorus 45 mmol/15 mL (3 mmol/mL)

Potassium 66 mEq/15 mL (4.4 mEq/mL)

10 x 15 mL Carton Label

Rx only

Amneal Pharmaceuticals LLC



POTASSIUM PHOSPHATES

potassium phosphate, monobasic potassium phosphate, dibasic injection, solution, concentrate

Product Information

Product Type	HUMAN PRESCRIPTION DRUG	Item Code (Source)	NDC:80830-1691
Route of Administration	INTRAVENOUS		

Active Ingredient/Active Moiety

Ingredient Name	Basis of Strength	Strength
POTASSIUM PHOSPHATE, MONOBASIC (UNII: 4J9FJ0HL51) (POTASSIUM CATION - UNII:295O53K152, PHOSPHATE ION - UNII:NK08V8K8HR)	POTASSIUM PHOSPHATE, MONOBASIC	224 mg in 1 mL
POTASSIUM PHOSPHATE, DIBASIC (UNII: C171S98N1Z) (POTASSIUM CATION - UNII:295O53K152, PHOSPHATE ION - UNII:NK08V8K8HR)	POTASSIUM PHOSPHATE, DIBASIC	236 mg in 1 mL

Inactive Ingredients

Ingredient Name	Strength
WATER (UNII: 059QF0KO0R)	

Packaging

#	Item Code	Package Description	Marketing Start Date	Marketing End Date
	NDC:80830-			

1	NDC:80830-1691-7	10 in 1 CARTON	07/09/2025	
1	NDC:80830-1691-6	15 mL in 1 VIAL, SINGLE-DOSE; Type 0: Not a Combination Product		
Marketing Information				
Marketing Category	Application Number or Monograph Citation		Marketing Start Date	Marketing End Date
ANDA	ANDA216344		07/09/2025	

Labeler - Amneal Pharmaceuticals Private Limited (675474666)

Establishment			
Name	Address	ID/FEI	Business Operations
Amneal Pharmaceuticals Private Limited		675474666	analysis(80830-1691) , label(80830-1691) , manufacture(80830-1691) , pack(80830-1691) , sterilize(80830-1691)

Revised: 4/2025

Amneal Pharmaceuticals Private Limited