

CLARO- florfenicol, terbinafine, mometasone furoate solution
Elanco US Inc.

CLARO™
Elanco™
(florfenicol, terbinafine, mometasone furoate)

Otic Solution for use in dogs only

Do Not Use in Cats.

Antibacterial, antifungal, and anti-inflammatory

CAUTION: Federal law restricts this drug to use by or on the order of a licensed veterinarian.

DESCRIPTION:

CLARO contains 16.6 mg/mL florfenicol, 14.8 mg/mL terbinafine (equivalent to 16.6 mg/mL terbinafine hydrochloride) and 2.2 mg/mL mometasone furoate. Inactive ingredients include purified water, propylene carbonate, propylene glycol, ethyl alcohol, and polyethylene glycol.

INDICATIONS:

CLARO is indicated for the treatment of otitis externa in dogs associated with susceptible strains of yeast (*Malassezia pachydermatis*) and bacteria (*Staphylococcus pseudintermedius*).

DOSAGE AND ADMINISTRATION:

CLARO should be administered by veterinary personnel.

Wear eye protection when administering CLARO. (see **Human Warnings, Precautions, Post-Approval Experience**).



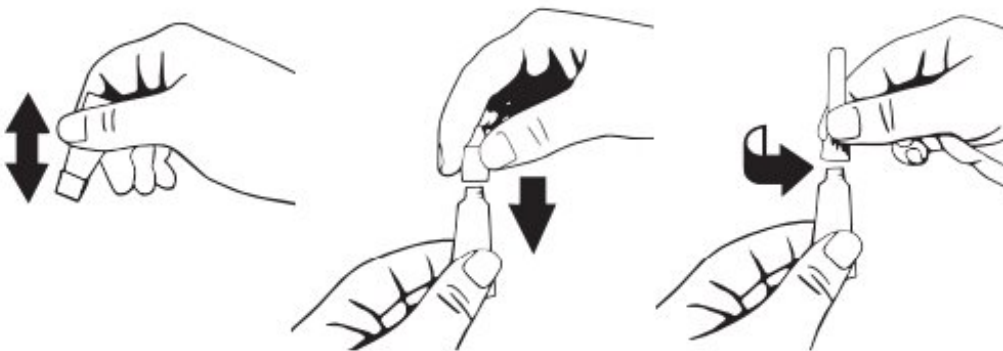
Splatter may occur if the dog shakes its head following administration. Persons near the dog during administration should also take steps to avoid ocular exposure.

Shake before use.

Verify the tympanic membrane is intact prior to administration. (see **Contraindications, Precautions, Post-Approval Experience**).

Administer one dose (1 dropperette) per affected ear.

1. Clean and dry the external ear canal before administering the product.
2. Verify the tympanic membrane is intact prior to administration.
3. Remove single dose dropperette from the package.
4. While holding the dropperette in an upright position, remove the cap from the dropperette.
5. Turn the cap over and push the other end of the cap onto the tip of the dropperette.
6. Twist the cap to break the seal and then remove cap from the dropperette.
7. Screw the applicator nozzle onto the dropperette.



8. Insert the tapered tip of the dropperette into the affected external ear canal and squeeze to instill the entire contents (1 mL) into the affected ear.
9. Gently massage the base of the ear to allow distribution of the solution.

Restrain the dog to minimize post application head shaking to reduce potential for splatter of product and accidental eye exposure in people and dogs (see **Post-Approval Experience**).



10.Repeat with other ear as prescribed.

11.The duration of the effect should last 30 days. Cleaning the ear after dosing may affect product effectiveness.

CONTRAINDICATIONS:

Do not use in dogs with known tympanic membrane perforation (see **Precautions**).

CLARO is contraindicated in dogs with known or suspected hypersensitivity to florfenicol, terbinafine hydrochloride, or mometasone furoate.

WARNINGS:

Human Warnings: **CLARO may cause eye injury and irritation** (see **Precautions, Post-Approval Experience**).

If contact with eyes occurs, flush copiously with water for at least 15 minutes. If irritation persists, contact a physician.

Humans with known hypersensitivity to any of the active ingredients in CLARO should not handle this product.

Not for use in humans. Keep this and all drugs out of the reach of children. Avoid skin contact. In case of accidental ingestion by humans, contact a physician immediately.

PRECAUTIONS:

For use in dogs only. Do not use in cats (see **Post-Approval Experience**).

Wear eye protection when administering CLARO and restrain the dog to minimize post application head shaking. Reducing the potential for splatter of product will help prevent accidental eye exposure in people and dogs and help to prevent ocular injury (see **Dosage and Administration, Human Warnings, Post-Approval Experience**).

Proper patient selection is important when considering the benefits and risks of using CLARO. The integrity of the tympanic membrane should be confirmed before administering the product.

CLARO has been associated with rupture of the tympanic membrane. Reevaluate the dog if hearing loss or signs of vestibular dysfunction are observed during treatment.

Signs of internal ear disease such as head tilt, vestibular signs, ataxia, nystagmus, facial paralysis, and keratoconjunctivitis sicca have been reported (see **Post-Approval Experience**) with the use of CLARO.

Do not administer orally.

Use of topical otic corticosteroids has been associated with adrenocortical suppression and iatrogenic hyperadrenocorticism in dogs (see **Animal Safety**).

Use with caution in dogs with impaired hepatic function (see **Animal Safety**).

The safe use of CLARO in dogs used for breeding purposes, during pregnancy, or in

lactating bitches, has not been evaluated.

ADVERSE REACTIONS:

In a field study conducted in the United States (see **Effectiveness**), there were no directly attributable adverse reactions in 146 dogs administered CLARO.

POST-APPROVAL EXPERIENCE (2019):

The following adverse events are based on post-approval adverse drug experience reporting for CLARO. Not all adverse events are reported to FDA/CVM. It is not always possible to reliably estimate the adverse event frequency or establish a causal relationship to product exposure using these data.

In **humans**, accidental exposure leading to corneal ulcers and other ocular injuries such as eye irritation and redness have been reported. Exposure occurred when the dog shook its head after application of CLARO. Skin irritation has also been reported.

In **dogs**, the adverse events reported are presented below in decreasing order of reporting frequency:

Ear discharge, head shaking, ataxia, internal ear disorder (head tilt and vestibular), deafness, emesis, nystagmus, pinna irritation and ear pain, keratoconjunctivitis sicca, vocalization, corneal ulcer, cranial nerve disorder (facial paralysis), tympanic membrane rupture.

CLARO is not approved for use in **cats**. The adverse events reported following extra-label use in **cats** are presented below in decreasing order of reporting frequency: Ataxia, anorexia, internal ear disorder (head tilt and vestibular), Horner's syndrome (third eyelid prolapse and miosis), nystagmus, lethargy, anisocoria, head shake, emesis, tympanic rupture, and deafness.

CONTACT INFORMATION:

For product questions, to report adverse reactions, or for a copy of the Safety Data Sheet (SDS), call Elanco Product & Veterinary Support at 888-545-5973.

For additional information about reporting adverse drug experiences for animal drugs, contact FDA at 1-888-FDA-VETS or <http://www.fda.gov/reportanimalae>.

Information for Dog Owners:

Owners should be aware that adverse reactions may occur following administration of CLARO and should be instructed to observe the dog for signs such as ear pain and irritation, vomiting, head shaking, head tilt, incoordination, eye pain and ocular discharge (see **Post-Approval Experience**). Owners should be advised to contact their veterinarian if any of the above signs are observed.

Owners should also be informed that splatter may occur if the dog shakes its head following administration of CLARO which may lead to ocular exposure. Eye injuries, including corneal ulcers, have been reported in humans and dogs associated with head shaking and splatter following administration. Owners should be careful to avoid ocular

exposure (see **Precautions, Post-Approval Experience**).

PHARMACOLOGY:

CLARO Otic Solution is a fixed combination of three active substances: florfenicol (antibacterial), terbinafine (antifungal), and mometasone furoate (steroidal anti-inflammatory). Florfenicol is a bacteriostatic antibiotic which acts by inhibiting protein synthesis. Terbinafine is an antifungal which selectively inhibits the early synthesis of ergosterol. Mometasone furoate is a glucocorticosteroid with anti-inflammatory activity.

MICROBIOLOGY:

The compatibility and additive effect of each of the components in CLARO solution was demonstrated in a component effectiveness and non-interference study. An *in vitro* study of organisms collected from clinical cases of otitis externa in dogs enrolled in the clinical effectiveness study determined that florfenicol and terbinafine hydrochloride inhibit the growth of bacteria and yeast commonly associated with otitis externa in dogs. No consistent synergistic or antagonistic effect of the two antimicrobials was demonstrated. The addition of mometasone furoate to the combination did not impair antimicrobial activity to any clinically significant extent. In a field study (see **Effectiveness**), at least 10 isolates from successfully treated cases were obtained for *S. pseudintermedius* and *M. pachydermatis*.

EFFECTIVENESS:

In a well-controlled, double-masked field study, CLARO was evaluated against a vehicle control in 221 dogs with otitis externa. One hundred and forty six dogs were treated with CLARO and 75 dogs were treated with the vehicle control. All dogs were evaluated for safety. Treatment (1 mL) was administered once on Day 0 to the affected ear(s). Prior to treatment, the ear(s) was cleaned with saline. The dogs were evaluated on Days 0, 7, 14, and 30. Blood work and urinalysis were obtained on Day 0 pre-treatment and Day 30 at study completion. Four clinical signs associated with otitis externa were evaluated: erythema, exudate, swelling, and ulceration. Success was based on clinical improvement at Day 30. Of the 183 dogs included in the effectiveness evaluation, 72.5% of dogs administered CLARO solution were successfully treated, compared to 11.1% of the dogs in the vehicle-control group ($p = 0.0001$).

ANIMAL SAFETY:

In a target animal safety study, CLARO was administered aurally to 12-week-old Beagle puppies (4 dogs/sex/group) at 0X, 1X, 3X, and 5X the recommended dose once every 2 weeks for a total dosing period of 28 days (3 times the treatment duration). No clinically relevant treatment-related findings were noted in hearing tests, body weight, weight gain, or food consumption. CLARO administration was associated with post-treatment ear wetness or clear aural exudate, increased absolute neutrophil count, decreased absolute lymphocyte and eosinophil counts, suppression of the adrenal cortical response to ACTH-stimulation, decreased adrenal weight and atrophy of the adrenal cortex, increased liver weight with hepatocellular enlargement/cytoplasmic change, and

decreased thymus weight. Other potentially treatment-related effects included mild changes to AST, total protein, inorganic phosphorus, creatinine, and calcium.

STORAGE INFORMATION:

Store between 20°C – 25°C (68°F – 77°F), excursions are permitted 15°C – 30°C (59°F – 86°F).

HOW SUPPLIED:

CLARO solution is supplied in a single-use dropperette in a blister.

Each dropperette contains one 1 mL dose.

CLARO is available in cartons of two, ten, or twenty dropperettes.

Manufactured for:

Elanco US Inc.

Indianapolis, IN 46221 U.S.A.

Made in Germany

CLARO, Elanco and the diagonal bar logo are trademarks of Elanco or its affiliates.

© 2025 Elanco or its affiliates.

Approved by FDA under NADA # 141-440

Revised: May 2025

PA513325X

ElancoTM

Principal Display Panel - 1 mL Carton Label

CLAROTM

**(florfenicol, terbinafine,
mometasone furoate)**

Otic Solution for use in dogs only

Do Not Use in Cats.

CAUTION: Federal law restricts this drug to use by
or on the order of a licensed veterinarian.

Approved by FDA under NADA # 141-440

Net Contents: 2 x 1 mL
single dose dropperettes

See package insert for complete safety and
administration information prior to use.

ElancoTM



CLARO™
(florfenicol, terbinafine,
mometasone furoate)

Otic Solution for use in dogs only


Do Not Use in Cats.

CAUTION: Federal law restricts this drug to use by or on the order of a licensed veterinarian.

Approved by FDA under NADA # 141-440

Net Contents: 10 x 1 mL
 single dose dropperettes

Elanco™



CLARO™ (florfenicol, terbinafine, mometasone furoate)

Otic Solution for use in dogs only


Do Not Use in Cats.

CAUTION: Federal law restricts this drug to use by or on the order of a licensed veterinarian.

Approved by FDA under NADA # 141-440

Net Contents: 20 x 1 mL single dose dropperettes

Elanco™



CLARO

florfenicol, terbinafine, mometasone furoate solution

Product Information

Product Type	PRESCRIPTION ANIMAL DRUG	Item Code (Source)	NDC:58198-0027
Route of Administration	AURICULAR (OTIC)		

Active Ingredient/Active Moiety

Ingredient Name	Basis of Strength	Strength
FLORFENICOL (UNII: 9J97307Y1H) (FLORFENICOL - UNII:9J97307Y1H)	FLORFENICOL	16.6 mg in 1 mL
TERBINAFINE (UNII: G7RIW8SOXP) (TERBINAFINE - UNII:G7RIW8SOXP)	TERBINAFINE	14.8 mg in 1 mL
MOMETASONE FUROATE (UNII: 04201GDN4R) (MOMETASONE - UNII:8HR4QJ6DW8)	MOMETASONE FUROATE	2.2 mg in 1 mL

Packaging

#	Item Code	Package Description	Marketing Start Date	Marketing End Date
1	NDC:58198-0027-2	2 in 1 CARTON		
1		1 in 1 BLISTER PACK		
1	NDC:58198-0027-1	1 mL in 1 TUBE, WTH APPLICATOR		
2	NDC:58198-0027-3	10 in 1 CARTON		
2		1 in 1 BLISTER PACK		

2	NDC:58198-0027-1	1 mL in 1 TUBE, WTH APPLICATOR		
3	NDC:58198-0027-4	20 in 1 CARTON		
3		1 in 1 BLISTER PACK		
3	NDC:58198-0027-1	1 mL in 1 TUBE, WTH APPLICATOR		

Marketing Information

Marketing Category	Application Number or Monograph Citation	Marketing Start Date	Marketing End Date
NADA	NADA141440	11/15/2015	

Labeler - Elanco US Inc. (966985624)

Revised: 7/2025

Elanco US Inc.