

# HYDROXYCHLOROQUINE SULFATE- hydroxychloroquine sulfate tablet, film coated

## Ipca Laboratories Limited

-----

### HIGHLIGHTS OF PRESCRIBING INFORMATION

These highlights do not include all the information needed to use HYDROXYCHLOROQUINE SULFATE TABLETS safely and effectively. See full prescribing information for HYDROXYCHLOROQUINE SULFATE TABLETS.

HYDROXYCHLOROQUINE SULFATE tablets, for oral use  
Initial U.S. Approval: 1955

### RECENT MAJOR CHANGES

-----

Warnings and Precautions, Risks Associated with Use in Porphyria (5.5).....  
.....7/2023

Warnings and Precautions, Neuropsychiatric Reactions Including Suicidality (5.9).....  
.....7/2023

### INDICATIONS AND USAGE

-----

Hydroxychloroquine sulfate is an antimalarial and antirheumatic indicated for the:

- Treatment of uncomplicated malaria due to *Plasmodium falciparum*, *Plasmodium malariae*, *Plasmodium ovale*, and *Plasmodium vivax* in adult and pediatric patients. (1.1)
- Prophylaxis of malaria in geographic areas where chloroquine resistance is not reported in adult and pediatric patients. (1.1)
- Treatment of rheumatoid arthritis in adults. (1.2)
- Treatment of systemic lupus erythematosus in adults. (1.3)
- Treatment of chronic discoid lupus erythematosus in adults. (1.4)

#### Limitations of Use (1.1):

Hydroxychloroquine sulfate is **not** recommended for the:

- Treatment of complicated malaria.
- Treatment of chloroquine or hydroxychloroquine-resistant strains of *Plasmodium* species.
- Treatment of malaria acquired in geographic areas where chloroquine resistance occurs or when the *Plasmodium* species has not been identified.
- Prophylaxis of malaria in geographic areas where chloroquine resistance occurs.
- Prevention of relapses of *P. vivax* or *P. ovale* because it is not active against the hypnozoite liver stage forms of these parasites. For radical cure of *P. vivax* and *P. ovale* infections, concomitant therapy with an 8-aminoquinoline drug is necessary.

### DOSAGE AND ADMINISTRATION

-----

#### Malaria in Adult and Pediatric Patients (2.2):

- Prophylaxis: Begin weekly doses 2 weeks prior to travel to the endemic area, continue weekly doses while in the endemic area, and continue the weekly doses for 4 weeks after leaving the endemic area:

- Adults: 400 mg once a week
- Pediatric patients  $\geq$  31 kg: 6.5 mg/kg up to 400 mg, once a week
- Treatment of Uncomplicated Malaria: See Full Prescribing Information (FPI) for complete dosing information.

#### Rheumatoid Arthritis in Adults (2.3):

- Initial dosage: 400 mg to 600 mg daily
- Chronic dosage: 200 mg once daily or 400 mg once daily (or in two divided doses)

#### Systemic Lupus Erythematosus in Adults (2.4):

- 200 mg once daily or 400 mg once daily (or in two divided doses)

#### Chronic Discoid Lupus Erythematosus in Adults (2.5):

- 200 mg once daily or 400 mg once daily (or in two divided doses)

### DOSAGE FORMS AND STRENGTHS

-----

Tablets: 200 mg of hydroxychloroquine sulfate (3)

---

## CONTRAINDICATIONS

---

- Patients with hypersensitivity to 4-aminoquinoline compounds (4)

## WARNINGS AND PRECAUTIONS

---

- Cardiomyopathy and Ventricular Arrhythmias: Fatal or life-threatening cardiomyopathy and ventricular arrhythmias were reported. (5.1)
- Retinal Toxicity: Irreversible retinal damage is related to cumulative dosage and treatment duration. Baseline retinal exam and exams during treatment are recommended. (5.2)
- Serious Skin Reactions: Stevens Johnson syndrome, toxic epidermal necrolysis, drug reaction with eosinophilia and systemic symptoms, acute generalized exanthematous pustulosis have been reported. (5.3)
- Worsening of Psoriasis: Avoid in patients with psoriasis. (5.4)
- Risks Associated with Use in Porphyria: Avoid in patients with porphyria. Hepatotoxicity was reported in patients with porphyria cutanea tarda (5.5).
- Hematologic Toxicity: Discontinue if myelosuppression occurs. (5.6)
- Renal Toxicity: Consider phospholipidosis as a possible cause of renal injury in patients with underlying connective tissue disorders. Discontinue Hydroxychloroquine sulfate if renal toxicity is suspected or demonstrated by tissue biopsy in any organ system. (5.1, 5.8, 5.11)

## ADVERSE REACTIONS

---

The most common adverse reactions reported are: nausea, vomiting, diarrhea, and abdominal pain. (6)  
**To report SUSPECTED ADVERSE REACTIONS, contact Ipca at 1-888-472-2651 or FDA at 1-800-FDA-1088 or [www.fda.gov/medwatch](http://www.fda.gov/medwatch).**

## DRUG INTERACTIONS

---

- Drugs Prolonging QT Interval and Other Arrhythmogenic Drugs. (7.1)
- See FPI for more important drug interactions. (7)

**See 17 for PATIENT COUNSELING INFORMATION.**

**Revised: 10/2024**

---

## FULL PRESCRIBING INFORMATION: CONTENTS\*

### 1 INDICATIONS AND USAGE

- 1.1 Malaria
- 1.2 Rheumatoid Arthritis
- 1.3 Systemic Lupus Erythematosus
- 1.4 Chronic Discoid Lupus Erythematosus

### 2 DOSAGE AND ADMINISTRATION

- 2.1 Important Administration Instructions
- 2.2 Dosage for Malaria in Adult and Pediatric Patients
- 2.3 Dosage for Rheumatoid Arthritis in Adults
- 2.4 Dosage for Systemic Lupus Erythematosus in Adults
- 2.5 Dosage for Chronic Discoid Lupus Erythematosus in Adults

### 3 DOSAGE FORMS AND STRENGTHS

### 4 CONTRAINDICATIONS

### 5 WARNINGS AND PRECAUTIONS

- 5.1 Cardiomyopathy and Ventricular Arrhythmias
- 5.2 Retinal Toxicity
- 5.3 Serious Skin Reactions
- 5.4 Worsening of Psoriasis
- 5.5 Risks Associated with Use in Porphyria
- 5.6 Hematologic Toxicity

5.7 Hemolytic Anemia Associated with G6PD Deficiency

5.8 Skeletal Muscle Myopathy or Neuropathy

5.9 Neuropsychiatric Reactions Including Suicidality

5.10 Hypoglycemia

5.11 Renal Toxicity

## **6 ADVERSE REACTIONS**

## **7 DRUG INTERACTIONS**

7.1 Drugs Prolonging QT Interval and Other Arrhythmogenic Drugs

7.2 Insulin or Other Antidiabetic Drugs

7.3 Drugs that Lower the Seizure Threshold

7.4 Antiepileptics

7.5 Methotrexate

7.6 Cyclosporine

7.7 Digoxin

7.8 Cimetidine

7.9 Rifampicin

7.10 Praziquantel

7.11 Antacids and kaolin

7.12 Ampicillin

## **8 USE IN SPECIFIC POPULATIONS**

8.1 Pregnancy

8.2 Lactation

8.4 Pediatric Use

8.5 Geriatric Use

8.6 Patients with Renal or Hepatic Disease

## **10 OVERDOSAGE**

## **11 DESCRIPTION**

## **12 CLINICAL PHARMACOLOGY**

12.1 Mechanism of Action

12.2 Pharmacodynamics

12.3 Pharmacokinetics

12.4 Microbiology

## **13 NONCLINICAL TOXICOLOGY**

13.1 Carcinogenesis, Mutagenesis, Impairment of Fertility

## **15 REFERENCES**

## **16 HOW SUPPLIED/STORAGE AND HANDLING**

16.1 How Supplied

16.2 Storage

## **17 PATIENT COUNSELING INFORMATION**

\* Sections or subsections omitted from the full prescribing information are not listed.

---

## **FULL PRESCRIBING INFORMATION**

### **1 INDICATIONS AND USAGE**

#### **1.1 Malaria**

Hydroxychloroquine sulfate is indicated in adult and pediatric patients for the:

- Treatment of uncomplicated malaria due to *Plasmodium falciparum*, *Plasmodium malariae*, *Plasmodium vivax*, and *Plasmodium ovale*.
- Prophylaxis of malaria in geographic areas where chloroquine resistance is not reported.

#### Limitations of Use:

Hydroxychloroquine sulfate is **not** recommended for:

- Treatment of complicated malaria.
- Treatment of malaria by chloroquine or hydroxychloroquine-resistant strains of *Plasmodium* species [see *Microbiology (12.4)*].
- Treatment of malaria acquired in geographic areas where chloroquine resistance occurs or when the *Plasmodium* species has not been identified.
- Prophylaxis of malaria in geographic areas where chloroquine resistance occurs.
- Prevention of relapses of *P. vivax* or *P. ovale* because it is not active against the hypnozoite liver stage forms of these parasites. For radical cure of *P. vivax* and *P. ovale* infections, concomitant therapy with an 8-aminoquinoline drug is necessary [see *Microbiology (12.4)*].

For the most current information about drug resistance, refer to the latest recommendations from the Center for Disease Control and Prevention 1.

### **1.2 Rheumatoid Arthritis**

Hydroxychloroquine sulfate is indicated for the treatment of acute and chronic rheumatoid arthritis in adults.

### **1.3 Systemic Lupus Erythematosus**

Hydroxychloroquine sulfate is indicated for the treatment of systemic lupus erythematosus in adults.

### **1.4 Chronic Discoid Lupus Erythematosus**

Hydroxychloroquine sulfate is indicated for the treatment of chronic discoid lupus erythematosus in adults.

## **2 DOSAGE AND ADMINISTRATION**

### **2.1 Important Administration Instructions**

Administer hydroxychloroquine sulfate tablets orally with food or milk. Do not crush or divide the tablets.

### **2.2 Dosage for Malaria in Adult and Pediatric Patients**

Hydroxychloroquine sulfate tablets are not recommended in pediatric patients less than 31 kg because the lowest available strength (200 mg) exceeds the recommended dose for these patients and it cannot be divided.

#### Prophylaxis

Treatment must start 2 weeks before travel to an endemic area. Advise the patient to take the prophylaxis dosage once a week, starting 2 weeks prior to travel to the endemic area, on the same day every week, continuing the same weekly dose while in the endemic area, and for 4 weeks after leaving the endemic area. The recommended prophylaxis dosage is:

- Adult patients: 400 mg once a week
- Pediatric patients  $\geq$  31kg: 6.5 mg/kg actual body weight (up to 400 mg) once a week

### Treatment of Uncomplicated Malaria

The dosages for the treatment of uncomplicated malaria are:

- Adult patients: Administer 800 mg initially; subsequently administer 400 mg at 6 hours, 24 hours, and 48 hours after the initial dose (total dosage = 2000 mg).
- Pediatric patients  $\geq$  31 kg: Administer 13 mg/kg (up to 800 mg) initially; subsequently administer 6.5 mg/kg (up to 400 mg) at 6 hours, 24 hours, and 48 hours after the initial dose (total dosage = 31 mg/kg - up to 2000 mg).

For radical cure of *P. vivax* and *P. ovale* infections, concomitant therapy with an 8-aminoquinoline drug is necessary [see *Microbiology (12.4)*].

### **2.3 Dosage for Rheumatoid Arthritis in Adults**

The recommended dosage is:

- Initial dosage: 400 mg to 600 mg daily as a single daily dose or two divided doses. The action of hydroxychloroquine is cumulative and may require weeks to months for maximum therapeutic effect. Daily doses exceeding 5 mg/kg (actual weight) of hydroxychloroquine sulfate increase the incidence of retinopathy [see *Warnings and Precautions (5.2)*].
- Chronic dosage: 200 mg once daily to 400 mg daily, as a single dose or two divided doses.

Corticosteroids, salicylates, and other antirheumatic agents may be used concomitantly with hydroxychloroquine sulfate.

### **2.4 Dosage for Systemic Lupus Erythematosus in Adults**

The recommended dosage is 200 mg given once daily, or 400 mg given once daily or in two divided doses.

### **2.5 Dosage for Chronic Discoid Lupus Erythematosus in Adults**

The recommended dosage is 200 mg given once daily, or 400 mg given once daily or in two divided doses.

## **3 DOSAGE FORMS AND STRENGTHS**

Tablets: 200 mg of hydroxychloroquine sulfate, white to off-white, capsule-shaped, film coated tablets debossed "HCQS" on one side and plain on the reverse side.

## **4 CONTRAINDICATIONS**

Hydroxychloroquine sulfate is contraindicated in patients with known hypersensitivity to 4-aminoquinoline compounds.

## **5 WARNINGS AND PRECAUTIONS**

### **5.1 Cardiomyopathy and Ventricular Arrhythmias**

Fatal and life-threatening cases of cardiotoxicity, including cardiomyopathy, have been reported in patients treated with hydroxychloroquine sulfate. Signs and symptoms of cardiac compromise have occurred during acute and chronic hydroxychloroquine sulfate treatment. In multiple cases, endomyocardial biopsy showed association of the cardiomyopathy with phospholipidosis in the absence of inflammation, infiltration, or necrosis. Drug-induced phospholipidosis may occur in other organ systems [see *Warnings and Precautions (5.8, 5.11)*].

Patients may present with ventricular hypertrophy, pulmonary hypertension and conduction disorders including sick sinus syndrome. ECG findings include atrioventricular, right or left bundle branch block.

Hydroxychloroquine sulfate has a potential to prolong the QT interval. Ventricular arrhythmias (including torsades de pointes) have been reported in hydroxychloroquine sulfate-treated patients. The magnitude of QT prolongation may increase with increasing concentrations of the drug. Therefore, the recommended dose should not be exceeded [see *Adverse Reactions (6), Overdosage (10)*]. Avoid hydroxychloroquine sulfate administration in patients with congenital or documented acquired QT prolongation and/or known risk factors for prolongation of the QT interval such as:

- Cardiac disease, e.g., heart failure, myocardial infarction.
- Proarrhythmic conditions, e.g., bradycardia (< 50 bpm).
- History of ventricular dysrhythmias.
- Uncorrected hypokalemia and/or hypomagnesemia.
- Concomitant administration with QT interval prolonging agents as this may lead to an increased risk for ventricular arrhythmias [see *Drug Interactions (7.1)*].

Therefore, hydroxychloroquine sulfate is not recommended in patients taking other drugs that have the potential to prolong the QT interval. Correct electrolyte imbalances prior to use. Monitor cardiac function as clinically indicated during hydroxychloroquine sulfate tablets therapy. Discontinue hydroxychloroquine sulfate if cardiotoxicity is suspected or demonstrated by tissue biopsy.

### **5.2 Retinal Toxicity**

Irreversible retinal damage was observed in some patients treated with hydroxychloroquine sulfate and it is related to cumulative dosage and treatment duration. In patients of Asian descent, retinal toxicity may first be noticed outside the macula.

Risk factors for retinal damage include daily hydroxychloroquine sulfate dosages  $\geq 5$  mg/kg of actual body weight, durations of use greater than five years, renal impairment, use of concomitant drug products such as tamoxifen citrate, and concurrent macular disease.

Within the first year of starting hydroxychloroquine sulfate, a baseline ocular

examination is recommended including best corrected distance visual acuity (BCVA), an automated threshold visual field (VF) of the central 10 degrees (with retesting if an abnormality is noted), and spectral domain ocular coherence tomography (SD-OCT). For patients at higher risk of retinal damage, monitoring should include annual examinations which include BCVA, VF and SD-OCT. For patients without significant risk factors, annual retinal exams can usually be deferred until five years of treatment. In patients of Asian descent, it is recommended that visual field testing be performed in the central 24 degrees instead of the central 10 degrees.

If ocular toxicity is suspected, discontinue hydroxychloroquine sulfate and monitor the patient closely given that retinal changes and visual disturbances may progress even after cessation of therapy.

### **5.3 Serious Skin Reactions**

Serious adverse reactions have been reported with the use of hydroxychloroquine sulfate including Stevens- Johnson syndrome (SJS), toxic epidermal necrolysis (TEN), drug reaction with eosinophilia and systemic symptoms (DRESS syndrome), acute generalized exanthematous pustulosis (AGEP). Monitor for serious skin reactions, especially in patients receiving a drug that may also induce dermatitis. Advise patients to seek medical attention promptly if they experience signs and symptoms of serious skin reactions such as blisters on the skin, eyes, lips or in the mouth, itching or burning, with or without fever [see *Warnings and Precautions (5.4, 5.5), Adverse Reactions (6)*]. Discontinue hydroxychloroquine sulfate if these severe reactions occur.

### **5.4 Worsening of Psoriasis**

Administration of hydroxychloroquine sulfate to patients with psoriasis may precipitate a severe flare-up of psoriasis. Avoid hydroxychloroquine sulfate in patients with psoriasis, unless the benefit to the patient outweighs the possible risk.

### **5.5 Risks Associated with Use in Porphyria**

Administration of hydroxychloroquine sulfate to patients with porphyria may exacerbate porphyria. Avoid hydroxychloroquine sulfate in patients with porphyria.

#### Hepatotoxicity Associated with Porphyria Cutanea Tarda

Cases of hepatotoxicity have been reported when hydroxychloroquine was used in patients with porphyria cutanea tarda (PCT). Patients received dosages ranging from 200 mg twice weekly to 400 mg daily. Most of the PCT-related cases presented with marked elevations in transaminases (>20 times upper limit of the reference range) within days to a month of hydroxychloroquine initiation. In some cases, PCT was diagnosed only after the occurrence of treatment-induced liver injury, when hydroxychloroquine was prescribed for an approved indication. Some of the cases were associated with other risk factors for hepatic injury (e.g., alcohol use, concomitant hepatotoxic medications).

Measure liver tests promptly in patients who report symptoms that may indicate liver injury, such as fatigue, rash, nausea, dark urine, or jaundice. In this clinical context, if the patient is found to have abnormal serum liver tests (e.g., ALT level greater than three times the upper limit of the reference range, total bilirubin greater than two times

the upper limit of the reference range), interrupt treatment with hydroxychloroquine sulfate, and investigate further to establish the probable cause.

The safety and effectiveness of hydroxychloroquine sulfate for the treatment of PCT have not been established and hydroxychloroquine sulfate is not approved for this use.

## **5.6 Hematologic Toxicity**

Hydroxychloroquine sulfate may cause myelosuppression including aplastic anemia, agranulocytosis, leukopenia, or thrombocytopenia. Monitor blood cell counts periodically in patients on prolonged hydroxychloroquine sulfate therapy. If the patient develops myelosuppression which cannot be attributable to the disease, discontinue the drug.

## **5.7 Hemolytic Anemia Associated with G6PD Deficiency**

Hemolysis has been reported in patients with glucose-6-phosphate dehydrogenase (G6PD) deficiency. Monitor for hemolytic anemia as this can occur, particularly in association with other drugs that cause hemolysis.

## **5.8 Skeletal Muscle Myopathy or Neuropathy**

Skeletal muscle myopathy or neuropathy leading to progressive weakness and atrophy of proximal muscle groups, depressed tendon reflexes, and abnormal nerve conduction, have been reported. Muscle and nerve biopsies have shown associated phospholipidosis. Drug-induced phospholipidosis may occur in other organ systems [see *Warnings and Precautions (5.1, 5.11)*].

Assess muscle strength and deep tendon reflexes periodically in patients on long-term therapy with hydroxychloroquine sulfate. Discontinue hydroxychloroquine sulfate if muscle or nerve toxicity is suspected or demonstrated by tissue biopsy.

## **5.9 Neuropsychiatric Reactions Including Suicidality**

Suicidal behavior, suicidal ideation, and other neuropsychiatric adverse reactions have been reported in patients treated with hydroxychloroquine sulfate [see *Adverse Reactions (6)*]. Neuropsychiatric adverse reactions typically occurred within the first month after the start of treatment with hydroxychloroquine and have been reported in patients with and without a prior history of psychiatric disorders.

The risks and benefits of continued treatment with hydroxychloroquine sulfate should be assessed for patients who develop these symptoms. Given the long half-life of the drug, some patients may require several weeks off drug for symptoms to partially or fully abate.

Advise patients to contact their healthcare provider promptly if they experience new or worsening neuropsychiatric symptoms such as depression, suicidal thoughts or behavior, or mood changes.

## **5.10 Hypoglycemia**

Hydroxychloroquine sulfate can cause severe and potentially life-threatening hypoglycemia, in the presence or absence of antidiabetic agents [see *Drug Interactions (7)*]. Measure blood glucose in patients presenting with clinical symptoms suggestive of



hypoglycemia and as adjust the antidiabetic treatment as necessary. Warn hydroxychloroquine sulfate-treated patients about the risk of hypoglycemia and educate them on the signs and symptoms of hypoglycemia; diabetic patients should monitor their blood sugar levels. Advise patients to seek medical attention if they develop any signs and symptoms of hypoglycemia.

### **5.11 Renal Toxicity**

Proteinuria with or without moderate reduction in glomerular filtration rate have been reported with the use of hydroxychloroquine sulfate.

Renal biopsy showed phospholipidosis without immune deposits, inflammation, and/or increased cellularity. Physicians should consider phospholipidosis as a possible cause of renal injury in patients with underlying connective tissue disorders who are receiving hydroxychloroquine sulfate. Drug-induced phospholipidosis may occur in other organ systems [see *Warnings and Precautions (5.1, 5.8)*]. Discontinue hydroxychloroquine sulfate if renal toxicity is suspected or demonstrated by tissue biopsy.

## **6 ADVERSE REACTIONS**

The following adverse reactions are described in greater detail in other sections:

- Cardiomyopathy and Ventricular Arrhythmias [see *Warnings and Precautions (5.1)*]
- Retinal Toxicity [see *Warnings and Precautions (5.2)*]
- Serious Skin Reactions [see *Warnings and Precautions (5.3)*]
- Worsening of Psoriasis [see *Warnings and Precautions (5.4)*]
- Risks Associated with Use in Porphyria [see *Warnings and Precautions (5.5)*]
- Hematologic Toxicity [see *Warnings and Precautions (5.6)*]
- Hemolytic Anemia Associated with G6PD [see *Warnings and Precautions (5.7)*]
- Skeletal Muscle Myopathy or Neuropathy [see *Warnings and Precautions (5.8)*]
- Neuropsychiatric Reactions Including Suicidality [see *Warnings and Precautions (5.9)*]
- Hypoglycemia [see *Warnings and Precautions (5.10)*]
- Renal Toxicity [see *Warnings and Precautions (5.11)*]

The following adverse reactions have been identified during post-approval use of 4-aminoquinoline drugs, including hydroxychloroquine sulfate. Because these reactions are reported voluntarily from a population of uncertain size, it is not always possible to reliably estimate their frequency or establish a causal relationship to drug exposure:

- *Blood and lymphatic system disorders:* Bone marrow depression, anemia, aplastic anemia, agranulocytosis, leukopenia, thrombocytopenia
- *Cardiac disorders:* Cardiomyopathy, cardiac failure, QT-interval prolongation, ventricular tachycardia, torsades de pointes, atrioventricular block, bundle branch block, sick sinus syndrome, pulmonary hypertension
- *Ear and labyrinth disorders:* Vertigo, tinnitus, nystagmus, sensorineural hearing loss
- *Eye disorders:* Retinopathy, retinal pigmentation changes (typically bull's eye appearance), visual field defects (paracentral scotomas), macular degeneration, corneal edema, corneal opacities, decreased dark adaptation
- *Gastrointestinal disorders:* Nausea, vomiting, diarrhea, abdominal pain

- *General disorders:* Fatigue
- *Hepatobiliary disorders:* Abnormal liver function tests, fulminant hepatic failure
- *Immune system disorders:* Urticaria, angioedema, bronchospasm
- *Metabolism and nutrition disorders:* Anorexia, hypoglycemia, weight loss
- *Musculoskeletal and connective tissue disorders:* Proximal myopathy, depressed tendon reflexes, abnormal nerve conduction
- *Nervous system disorders:* Ataxia, dizziness, headache, seizure, extrapyramidal disorders (dystonia, dyskinesia, tremor)
- *Neuropsychiatric disorders:* Affect/emotional lability, irritability, nervousness, psychosis, suicidal ideation, suicidal behavior, depression, hallucinations, anxiety, agitation, confusion, delusions, paranoia, mania and sleep disorders (insomnia, night terrors, nightmares)
- *Skin and subcutaneous tissue disorders:* Alopecia, hair color changes, rash, pruritus, photosensitivity, psoriasis exacerbation, hyperpigmentation, exfoliative dermatitis, erythema multiforme, acute generalized exanthematous pustulosis, Drug Rash with Eosinophilia and Systemic Symptoms (DRESS syndrome), Stevens-Johnson syndrome (SJS), toxic epidermal necrolysis (TEN)

## **7 DRUG INTERACTIONS**

### **7.1 Drugs Prolonging QT Interval and Other Arrhythmogenic Drugs**

Hydroxychloroquine sulfate prolongs the QT interval. There may be an increased risk of inducing ventricular arrhythmias if hydroxychloroquine sulfate is used concomitantly with other arrhythmogenic drugs. Therefore, hydroxychloroquine sulfate is not recommended in patients taking other drugs that have the potential to prolong the QT interval or are arrhythmogenic [see *Warnings and Precautions (5.1)*].

### **7.2 Insulin or Other Antidiabetic Drugs**

Hydroxychloroquine sulfate may enhance the effects of insulin and antidiabetic drugs, and consequently increase the hypoglycemic risk. Therefore, a decrease in dosage of insulin and other antidiabetic drugs may be necessary [see *Warnings and Precautions (5.10)*].

### **7.3 Drugs that Lower the Seizure Threshold**

Hydroxychloroquine sulfate can lower the seizure threshold. Co-administration of hydroxychloroquine sulfate with other antimalarials known to lower the seizure threshold (e.g., mefloquine) may increase the risk of seizures.

### **7.4 Antiepileptics**

The activity of antiepileptic drugs might be impaired if co-administered with hydroxychloroquine sulfate.

### **7.5 Methotrexate**

Concomitant use of hydroxychloroquine sulfate and methotrexate may increase the incidence of adverse reactions.

## **7.6 Cyclosporine**

An increased plasma cyclosporin level was reported when cyclosporin and hydroxychloroquine sulfate were co-administered. Monitor serum cyclosporine levels closely in patients receiving combined therapy.

## **7.7 Digoxin**

Concomitant hydroxychloroquine sulfate and digoxin therapy may result in increased serum digoxin levels. Monitor serum digoxin levels closely in patients receiving combined therapy.

## **7.8 Cimetidine**

Concomitant use of cimetidine resulted in a 2-fold increase of exposure of chloroquine, which is structurally related to hydroxychloroquine. Interaction of cimetidine with hydroxychloroquine cannot be ruled out. Avoid concomitant use of cimetidine.

## **7.9 Rifampicin**

Lack of efficacy of hydroxychloroquine was reported when rifampicin was concomitantly administered. Avoid concomitant use of rifampicin.

## **7.10 Praziquantel**

Chloroquine has been reported to reduce the bioavailability of praziquantel. Interaction of praziquantel with hydroxychloroquine cannot be ruled out.

## **7.11 Antacids and kaolin**

Antacids and kaolin can reduce absorption of chloroquine; an interval of at least 4 hours between intake of these agents and chloroquine should be observed. Interaction of antacids and kaolin with hydroxychloroquine cannot be ruled out.

## **7.12 Ampicillin**

In a study of healthy volunteers, chloroquine significantly reduced the bioavailability of ampicillin. Interaction of ampicillin with hydroxychloroquine cannot be ruled out.

# **8 USE IN SPECIFIC POPULATIONS**

## **8.1 Pregnancy**

### Pregnancy Exposure Registry

There is a pregnancy exposure registry that monitors pregnancy outcomes in women exposed to hydroxychloroquine sulfate during pregnancy. Encourage patients to register by contacting 1-877-311-8972.

### Risk Summary

Prolonged clinical experience over decades of use and available data from published epidemiologic and clinical studies with hydroxychloroquine sulfate use in pregnant women have not identified a drug-associated risk of major birth defects, miscarriage, or adverse maternal, or fetal outcomes (*see Data*). There are risks to the mother and fetus associated with untreated or increased disease activity from malaria, rheumatoid arthritis, and systemic lupus erythematosus in pregnancy (*see Clinical Considerations*). Animal reproduction studies were not conducted with hydroxychloroquine.

The estimated background risk of major birth defects and miscarriage for the indicated populations is unknown. All pregnancies have a background risk of birth defect, loss, or other adverse outcomes. In the US general population, the estimated background risk of major birth defects and miscarriage in clinically recognized pregnancies is 2-4% and 15-20%, respectively.

## Clinical Considerations

### *Disease-Associated Maternal and/or Embryo-Fetal Risk*

*Malaria:* Malaria during pregnancy increases the risk for adverse pregnancy outcomes, including maternal anemia, prematurity, spontaneous abortion, and stillbirth.

*Rheumatoid Arthritis:* Published data suggest that increased disease activity is associated with the risk of developing adverse pregnancy outcomes in women with rheumatoid arthritis. Adverse pregnancy outcomes include preterm delivery (before 37 weeks of gestation), low birth weight (less than 2500 g) infants, and small for gestational age at birth.

*Systemic Lupus Erythematosus:* Pregnant women with systemic lupus erythematosus, especially those with increased disease activity, are at increased risk of adverse pregnancy outcomes, including spontaneous abortion, fetal death, preeclampsia, preterm birth, and intrauterine growth restriction. Passage of maternal auto-antibodies across the placenta may result in neonatal illness, including neonatal lupus and congenital heart block.

## Data

### *Human Data*

Data from published epidemiologic and clinical studies have not established an association with hydroxychloroquine sulfate use during pregnancy and major birth defects, miscarriage, or adverse maternal or fetal outcomes. Hydroxychloroquine readily crosses the placenta with cord blood levels corresponding to maternal plasma levels. No retinal toxicity, ototoxicity, cardiotoxicity, or growth and developmental abnormalities have been observed in children who were exposed to hydroxychloroquine *in utero*. Available epidemiologic and clinical studies have methodological limitations including small sample size and study design.

## **8.2 Lactation**

### Risk Summary

Published lactation data report that hydroxychloroquine is present in human milk at low levels. No adverse reactions have been reported in breastfed infants. No retinal toxicity, ototoxicity, cardiotoxicity, or growth and developmental abnormalities have been observed in children who were exposed to hydroxychloroquine through breastmilk.

There is no information on the effect of hydroxychloroquine on milk production. The developmental and health benefits of breastfeeding should be considered along with the mother's clinical need for hydroxychloroquine sulfate and any potential adverse effects on the breastfed child from hydroxychloroquine sulfate or from the underlying maternal condition.

#### **8.4 Pediatric Use**

The safety and effectiveness of hydroxychloroquine sulfate have been established in pediatric patients for the treatment of uncomplicated malaria due to *P. falciparum*, *P. malariae*, *P. vivax*, and *P. ovale*, as well as for the prophylaxis of malaria in geographic areas where chloroquine resistance is not reported. However, this product cannot be directly administered to pediatric patients weighing less than 31 kg because the film-coated tablets cannot be crushed or divided [see *Dosage and Administration (2.1, 2.2)*].

The safety and effectiveness of hydroxychloroquine sulfate have not been established in pediatric patients for the treatment of rheumatoid arthritis, chronic discoid lupus erythematosus, or systemic lupus erythematosus.

#### **8.5 Geriatric Use**

Clinical trials of hydroxychloroquine sulfate did not include sufficient numbers of patients 65 years of age and older to determine whether they respond differently from younger adult patients. Nevertheless, this drug is known to be substantially excreted by the kidney, and the risk of toxic reactions to this drug may be greater in patients with impaired renal function. In general, dose selection in geriatric patients should start with the lowest recommended dose, taking into consideration the greater frequency of decreased hepatic, renal or cardiac function, and of concomitant disease or other drug therapy.

#### **8.6 Patients with Renal or Hepatic Disease**

A reduction in the dosage of hydroxychloroquine sulfate may be necessary in patients with hepatic or renal disease.

### **10 OVERDOSAGE**

Hydroxychloroquine sulfate overdose symptoms have an onset within 1–3 hours of ingestion. The following have been reported with hydroxychloroquine sulfate overdose:

- Cardiovascular toxicity, including QRS or QTc prolongation, ventricular tachycardia, ventricular fibrillation, torsade de pointes, atrioventricular block, cardiac arrest and death.
- Life-threatening hypotension is common.
- Severe hypokalemia secondary to an intracellular shift is common in severe toxicity.
- Central nervous system (CNS) depression, seizures, visual disturbances, transient blindness, and coma may occur.

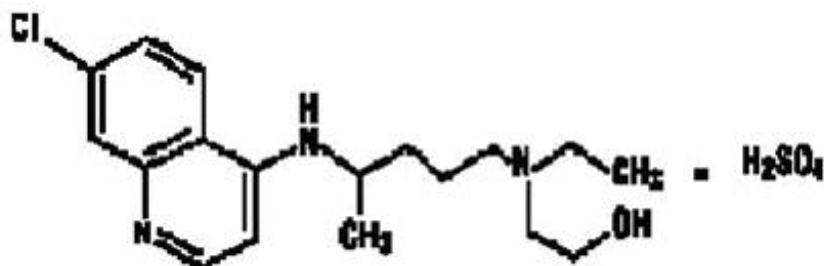
Gastrointestinal decontamination procedures warrant consideration in patients that present within the first hour post-ingestion. If the level of consciousness rapidly deteriorates in severe poisoning, consider intubation before gastrointestinal

decontamination procedures. Monitor plasma potassium levels and manage accordingly. Hemofiltration, hemodialysis, and hemoperfusion are not of benefit.

Consider contacting a poison center (1-800-221-2222) or a medical toxicologist for overdose management recommendations.

## 11 DESCRIPTION

Hydroxychloroquine sulfate, USP is an antimalarial and antirheumatic drug, chemically described as 2-[[4-[(7-Chloro-4-quinoly) amino]pentyl] ethylamino] ethanol sulfate (1:1) with the molecular formula  $C_{18}H_{26}ClN_3O \cdot H_2SO_4$ . The molecular weight of hydroxychloroquine sulfate is 433.95. Its structural formula is:



Hydroxychloroquine sulfate, USP is a white or practically white, crystalline powder, freely soluble in water; practically insoluble in alcohol, in chloroform, and in ether.

Hydroxychloroquine sulfate tablets, USP for oral administration contain 200 mg hydroxychloroquine sulfate, USP (equivalent to 155 mg of hydroxychloroquine) and the following inactive ingredients: colloidal silicon dioxide, dibasic calcium phosphate, hypromellose, macrogol/PEG 3350, magnesium stearate, polysorbate 80, pregelatinized starch, talc, and titanium dioxide.

## 12 CLINICAL PHARMACOLOGY

### 12.1 Mechanism of Action

#### Malaria

Hydroxychloroquine is a 4-aminoquinoline antimalarial [see *Microbiology (12.4)*] and antirheumatic agent.

#### Rheumatoid Arthritis, Systemic Lupus Erythematosus and Chronic Discoid Lupus Erythematosus

The mechanisms underlying the anti-inflammatory and immunomodulatory effects of hydroxychloroquine sulfate in the treatment of rheumatoid arthritis, chronic discoid lupus erythematosus and systemic lupus erythematosus are not fully known.

### 12.2 Pharmacodynamics

The exposure-response relationship and time course of pharmacodynamic response for

the safety and effectiveness of hydroxychloroquine have not been fully characterized.

### **12.3 Pharmacokinetics**

Following oral administration, the whole blood concentration of hydroxychloroquine at steady state is dose proportional over a dose range from 200 mg daily to 400 mg daily of hydroxychloroquine sulfate tablets in rheumatoid arthritis and lupus patients.

#### Absorption

Following a single 200 mg oral dose of hydroxychloroquine sulfate to healthy male volunteers, whole blood hydroxychloroquine C<sub>max</sub> was 129.6 ng/mL (plasma C<sub>max</sub> was 50.3 ng/mL) with T<sub>max</sub> of 3.3 hours (plasma T<sub>max</sub> 3.7 hours). Peak blood concentrations of metabolites were observed at the same time as peak levels of hydroxychloroquine. Mean absolute oral bioavailability is 79% (SD: 12%) in fasting conditions.

Peak blood concentrations ranged from 1161 ng/mL to 2436 ng/mL (mean 1918 ng/mL) following a single dose of 155 mg intravenous infusion and from 2290 ng/mL to 4211 ng/mL (mean 3312 ng/mL) following a single dose of 310 mg intravenous infusion in healthy subjects. Pharmacokinetic parameters were not significantly different over the therapeutic dose range of 155 mg and 310 mg, indicating linear kinetics.

In patients with rheumatoid arthritis, there was large variability as to the fraction of the dose absorbed (i.e. 30 to 100%), and mean hydroxychloroquine levels were significantly higher in patients with less disease activity.

#### Distribution

Hydroxychloroquine sulfate is extensively distributed to tissues and has a large volume of distribution. Approximately 50% of hydroxychloroquine is bound to plasma proteins.

#### Metabolism

Significant levels of three metabolites, desethylhydroxychloroquine (DHCQ), desethylchloroquine (DCQ), and bidesethylhydroxychloroquine (BDCQ) were found in plasma and blood, with DHCQ being the major metabolite. In vitro, hydroxychloroquine is metabolized mainly by CYP2C8, CYP3A4 and CYP2D6 as well as by FMO-1 and MAO-A

#### Elimination / Excretion

Renal clearance in patients with rheumatoid arthritis treated with hydroxychloroquine sulfate tablets for at least 6 months was similar to that in single dose studies in healthy volunteers, suggesting that no change in clearance occurred with chronic dosing. Renal clearance of unchanged hydroxychloroquine was approximately 16% to 30% of the dose after oral and IV administration. Results following a single oral dose of a 200 mg tablet demonstrated a half-life of hydroxychloroquine about 40 days in whole blood. Following chronic oral administration of hydroxychloroquine, the absorption half-life of hydroxychloroquine was approximately 3 to 4 hours and the terminal half-life ranged from 40 to 50 days in whole blood. The effective half-life of hydroxychloroquine is likely to be shorter and steady state is achieved by 6 weeks following 400 mg daily oral administration in rheumatoid arthritis patients.

#### Drug Interaction Studies

In vitro study suggested that hydroxychloroquine has a potential to inhibit CYP2D6,

CYP3A4, P-glycoproteins (P-gp), MATE1 and MATE2-K.

In vitro study suggested that hydroxychloroquine has no significant potential to inhibit CYP1A2, CYP2B6, CYP2C8, CYP2C9, CYP2C19, and the main transporters OATP1B1, OATP1B3, OAT1, OAT3, OCT1, and OCT2. In vitro, hydroxychloroquine has no significant potential to induce CYP1A2, CYP2B6 and CYP3A4.

## **12.4 Microbiology**

### Mechanism of Action in Malaria

The precise mechanism by which hydroxychloroquine exhibits activity against *Plasmodium* is not known. Hydroxychloroquine is a weak base and may exert its effect by concentrating in the acid vesicles of the parasite and inhibiting polymerization of heme. It can also inhibit certain enzymes by its interaction with DNA.

### Antimicrobial Activity

Hydroxychloroquine is active against the erythrocytic forms of chloroquine sensitive strains of

*P. falciparum*, *P. malariae*, *P. vivax*, and *P. ovale*. Hydroxychloroquine is not active against the gametocytes and exoerythrocytic forms including the hypnozoite liver stage forms of *P. vivax* and *P. ovale*.

### Drug Resistance

*P. falciparum* strains exhibiting reduced susceptibility to chloroquine also show reduced susceptibility to hydroxychloroquine. Resistance of *Plasmodium* parasites to chloroquine is widespread [see *Indications and Usage (1.1)*].

## **13 NONCLINICAL TOXICOLOGY**

### **13.1 Carcinogenesis, Mutagenesis, Impairment of Fertility**

No carcinogenicity or genotoxicity studies have been conducted with hydroxychloroquine. No animal studies have been performed to evaluate the potential effects of hydroxychloroquine on reproduction or development, or to determine potential effects on fertility in males or females.

## **15 REFERENCES**

**1** Center for Disease Control and Prevention. Malaria.

<https://www.cdc.gov/parasites/malaria/index.html>

## **16 HOW SUPPLIED/STORAGE AND HANDLING**

### **16.1 How Supplied**

Hydroxychloroquine sulfate tablets, USP contain 200 mg hydroxychloroquine sulfate, USP (equivalent to 155 mg base). White to off white, capsule shaped, film coated tablets debossed HCQS on one side and plain on the reverse side. The tablets are available in



bottles of:

NDC 83980-001-97	Bottles of 10 tablets
NDC 83980-001-01	Bottles of 100 tablets
NDC 83980-001-05	Bottles of 500 tablets
NDC 83980-001-10	Bottles of 1,000 tablets

## 16.2 Storage

Dispense in a tight, light-resistant container as defined in the USP/NF.

**Store at 20°C to 25°C (68°F to 77°F) excursions permitted to 15°C to 30°C (59°F to 86°F) [See USP Controlled Room Temperature].**

## 17 PATIENT COUNSELING INFORMATION

### Important Administration Instructions

Advise the patient to take hydroxychloroquine sulfate tablets with food or milk and not to crush or divide the tablet.

### Cardiomyopathy and Ventricular Arrhythmias

Inform the patient that serious cardiac effects, life-threatening and fatal cases have been reported with use of hydroxychloroquine sulfate. Advise patients to seek medical attention immediately if they experience any symptoms of heart rhythm changes including fast or irregular heartbeat, lightheadedness, dizziness, or syncope [see *Warnings and Precautions (5.1)*].

### Retinal Toxicity

Inform the patient that irreversible retinal damage has been observed in some patients with the use of hydroxychloroquine sulfate. Advise patients of the importance of the ophthalmology visits for monitoring their eyes. Instruct patients to seek medical attention promptly if they experience decreased vision or decreased dark adaptation [see *Warnings and Precautions (5.2)*].

### Serious Skin Reactions

Inform the patient that severe, life-threatening skin reactions have been reported with the use of hydroxychloroquine sulfate. Advise the patient to seek medical attention immediately if experiencing any of the following signs and symptoms: blisters on the skin, eyes, lips or in the mouth, itching or burning, with or without fever [see *Warnings and Precautions (5.3)*].

### Hepatotoxicity Associated with Porphyria Cutanea Tarda

Inform the patient that liver toxicity has been reported in when hydroxychloroquine sulfate was used in patients with porphyria cutanea tarda. In some cases, PCT was diagnosed only after the occurrence of liver injury, when hydroxychloroquine sulfate was prescribed for an approved indication. Advise the patient to seek medical attention if experiencing fatigue, rash, nausea, dark urine, or jaundice [see *Warnings and Precautions (5.5)*].

### Skeletal Muscle Myopathy or Neuropathy

Inform the patient that muscle weakness and atrophy has been reported with hydroxychloroquine sulfate use. Advise patients to report to the physician symptoms of muscle weakness [see *Warnings and Precautions (5.8)*].

### Neuropsychiatric Reactions Including Suicidality

Alert patients to seek medical attention immediately if they experience new or worsening depression, suicidal thoughts, or other mood changes [see *Warnings and Precautions (5.9)*].

### Hypoglycemia

Inform the patient that hydroxychloroquine sulfate has been associated with severe hypoglycemia. Advise the patient to monitor blood sugar levels if possible and to seek medical attention if experiencing any of the signs and symptoms of hypoglycemia such as sweating, shakiness, weakness, dizziness, tachycardia, nausea, blurred vision, confusion, fainting, or loss of consciousness [see *Warnings and Precautions (5.10)*].

### Pregnancy

Inform the patient that there is a pregnancy registry that monitors pregnancy outcomes in women exposed to hydroxychloroquine sulfate during pregnancy. Encourage patients to register by contacting 1-877-311-8972 [see *Use in Specific Populations (8.1)*].

### **Distributed by:**

**Unichem Pharmaceuticals (USA), Inc.**

East Brunswick,

NJ 08816, USA

July 2024

ICDBN9

**PACKAGE LABEL.PRINCIPAL DISPLAY PANEL**

**NDC 83980-001-01**


**Hydroxychloroquine Sulfate Tablets, USP**

**200 mg**

**KEEP OUT OF THE REACH OF CHILDREN**

**Rx Only**

**100 Tablets**

NDC 83980-001-01 

**Hydroxychloroquine Sulfate Tablets, USP**

**200 mg**

KEEP OUT OF THE REACH OF CHILDREN

Rx Only  
100 Tablets

**Each Tablet Contains:**  
Hydroxychloroquine sulfate,  
USP 200 mg

**USUAL DOSAGE:**  
See package insert.

**TO PHARMACIST:**  
Children are especially sensitive to this medication. These tablets should be kept out of their reach.


**Distributed by:**  
Unichem Pharmaceuticals (USA), Inc.  
East Brunswick,  
NJ 08816, USA

Store at 20°C to 25°C (68°F to 77°F) excursions permitted to 15°C to 30°C (59°F to 86°F) [See USP Controlled Room Temperature]. Dispense in a tight, light-resistant container.


**Made in USA**

LCDBM4

non varnish area  
16 x 45 mm



N 3 1 8 3 9 8 0 1 0 0 1 0 1 1 5

NDC 83980-001-01 

**Hydroxychloroquine Sulfate Tablets, USP**

**200 mg**

KEEP OUT OF THE REACH OF CHILDREN

Rx Only  
100 Tablets

**Each Tablet Contains:**  
Hydroxychloroquine sulfate,  
USP 200 mg

**USUAL DOSAGE:**  
See package insert.

**TO PHARMACIST:**  
Children are especially sensitive to this medication. These tablets should be kept out of their reach.

**Distributed by:**  
Unichem Pharmaceuticals (USA), Inc.  
East Brunswick,  
NJ 08816, USA


Store at 20°C to 25°C (68°F to 77°F) excursions permitted to 15°C to 30°C (59°F to 86°F) [See USP Controlled Room Temperature]. Dispense in a tight, light-resistant container.

**Made in India**

LCDBM8

Code: DNH/DRUGS/NH/170

non varnish area  
16 x 45 mm



N 3 1 8 3 9 8 0 1 0 0 1 0 1 1 5

## HYDROXYCHLOROQUINE SULFATE

hydroxychloroquine sulfate tablet, film coated

### Product Information

<b>Product Type</b>	HUMAN PRESCRIPTION DRUG	<b>Item Code (Source)</b>	NDC:83980-001
<b>Route of Administration</b>	ORAL		

Active Ingredient/Active Moiety				
Ingredient Name		Basis of Strength	Strength	
HYDROXYCHLOROQUINE SULFATE (UNII: 8Q2869CNVH) (HYDROXYCHLOROQUINE - UNII:4QWG6N8QKH)		HYDROXYCHLOROQUINE SULFATE	200 mg	
Inactive Ingredients				
Ingredient Name			Strength	
ANHYDROUS DIBASIC CALCIUM PHOSPHATE (UNII: L11K75P92J)				
HYPROMELLOSE, UNSPECIFIED (UNII: 3NXW29V3WO)				
MAGNESIUM STEARATE (UNII: 70097M6I30)				
POLYETHYLENE GLYCOL 3350 (UNII: G2M7P15E5P)				
POLYSORBATE 80 (UNII: 6OZP39ZG8H)				
SILICON DIOXIDE (UNII: ETJ7Z6XBU4)				
STARCH, CORN (UNII: O8232NY3SJ)				
TALC (UNII: 7SEV7J4R1U)				
TITANIUM DIOXIDE (UNII: 15FIX9V2JP)				
Product Characteristics				
Color	WHITE	Score	no score	
Shape	CAPSULE	Size	14mm	
Flavor		Imprint Code	HCQS	
Contains				
Packaging				
#	Item Code	Package Description	Marketing Start Date	Marketing End Date
1	NDC:83980-001-97	10 in 1 BOTTLE; Type 0: Not a Combination Product	06/03/2024	
2	NDC:83980-001-01	100 in 1 BOTTLE; Type 0: Not a Combination Product	06/03/2024	
3	NDC:83980-001-05	500 in 1 BOTTLE; Type 0: Not a Combination Product	06/03/2024	
4	NDC:83980-001-10	1000 in 1 BOTTLE; Type 0: Not a Combination Product	06/03/2024	
Marketing Information				
Marketing Category	Application Number or Monograph Citation	Marketing Start Date	Marketing End Date	
ANDA	ANDA040766	06/03/2024		

**Labeler** - Ipca Laboratories Limited (650387009)

**Registrant** - Ipca Laboratories Limited (650387009)

<b>Establishment</b>			
<b>Name</b>	<b>Address</b>	<b>ID/FEI</b>	<b>Business Operations</b>
Ipca Laboratories Limited		918917303	MANUFACTURE(83980-001)

<b>Establishment</b>			
<b>Name</b>	<b>Address</b>	<b>ID/FEI</b>	<b>Business Operations</b>
Guardian Drug Company		119210276	MANUFACTURE(83980-001)

Revised: 10/2024

Ipca Laboratories Limited