

DIHYDROERGOTAMINE MESYLATE- dihydroergotamine mesylate spray
Hikma Pharmaceuticals USA Inc.

Dihydroergotamine Mesylate Nasal Spray

The solution used in Dihydroergotamine Mesylate Nasal Spray (4 mg/mL) is intended for intranasal use and must not be injected.

Rx Only

**WARNING: PERIPHERAL ISCHEMIA FOLLOWING COADMINISTRATION
WITH POTENT CYP3A4 INHIBITORS**

Serious and/or life-threatening peripheral ischemia has been associated with the coadministration of DIHYDROERGOTAMINE with potent CYP 3A4 inhibitors including protease inhibitors and macrolide antibiotics. Because CYP 3A4 inhibition elevates the serum levels of DIHYDROERGOTAMINE, the risk for vasospasm leading to cerebral ischemia and/or ischemia of the extremities is increased. Hence, concomitant use of these medications is contraindicated.

(See also *CONTRAINDICATIONS and WARNINGS* section)

DESCRIPTION

Dihydroergotamine mesylate is ergotamine hydrogenated in the 9,10 position as the mesylate salt. Dihydroergotamine mesylate is known chemically as ergotaman-3', 6', 18-trione, 9,10-dihydro-12'-hydroxy-2'-methyl-5'- (phenylmethyl)-, (5' α)-, monomethanesulfonate. Its molecular weight is 679.78 and its empirical formula is $C_{33}H_{37}N_5O_5 \cdot CH_4O_3S$.

The chemical structure is:

Pharmacokinetics

Absorption

Dihydroergotamine mesylate is poorly bioavailable following oral administration. Following intranasal administration, however, the mean bioavailability of dihydroergotamine mesylate is 32% relative to the injectable administration. Absorption is variable, probably reflecting both intersubject differences of absorption and the technique used for self-administration.

Distribution

Dihydroergotamine mesylate is 93% plasma protein bound. The apparent steady-state volume of distribution is approximately 800 liters.

Metabolism

Four dihydroergotamine mesylate metabolites have been identified in human plasma following oral administration. The major metabolite, 8'- β -hydroxydihydroergotamine, exhibits affinity equivalent to its parent for adrenergic and 5-HT receptors and demonstrates equivalent potency in several venoconstrictor activity models, *in vivo* and *in vitro*. The other metabolites, i.e., dihydrolysergic acid, dihydrolysergic amide and a metabolite formed by oxidative opening of the proline ring are of minor importance. Following nasal administration, total metabolites represent only 20%-30% of plasma AUC. The systemic clearance of dihydroergotamine mesylate following I.V. and I.M. administration is 1.5 L/min. Quantitative pharmacokinetic characterization of the four metabolites has not been performed.

Excretion

The major excretory route of dihydroergotamine is via the bile in the feces. After intranasal administration the urinary recovery of parent drug amounts to about 2% of the administered dose compared to 6% after I.M. administration. The total body clearance is 1.5 L/min which reflects mainly hepatic clearance. The renal clearance (0.1 L/min) is unaffected by the route of dihydroergotamine administration. The decline of plasma dihydroergotamine is biphasic with a terminal half-life of about 10 hours.

Subpopulations

No studies have been conducted on the effect of renal or hepatic impairment, gender, race, or ethnicity on dihydroergotamine pharmacokinetics. Dihydroergotamine mesylate nasal spray is contraindicated in patients with severely impaired hepatic or renal function. (see *CONTRAINDICATIONS*)

Interactions

The pharmacokinetics of dihydroergotamine did not appear to be significantly affected by the concomitant use of a local vasoconstrictor (e.g., fenoxazoline).

Multiple oral doses of the β -adrenoceptor antagonist propranolol, used for migraine prophylaxis, had no significant influence on the C_{max}, T_{max} or AUC of dihydroergotamine doses up to 4 mg.

Pharmacokinetic interactions have been reported in patients treated orally with other ergot alkaloids (e.g., increased levels of ergotamine) and macrolide antibiotics, principally troleandomycin, presumably due to inhibition of cytochrome P450 3A metabolism of the alkaloids by troleandomycin. Dihydroergotamine has also been shown to be an inhibitor

of cytochrome P450 3A catalyzed reactions and rare reports of ergotism have been obtained from patients treated with dihydroergotamine and macrolide antibiotics (e.g., troleandomycin, clarithromycin, erythromycin), and in patients treated with dihydroergotamine and protease inhibitors (e.g., ritonavir), presumably due to inhibition of cytochrome P450 3A metabolism of ergotamine (see *CONTRAINDICATIONS*). No pharmacokinetic interactions involving other cytochrome P450 isoenzymes are known.

Clinical Trials

The efficacy of dihydroergotamine mesylate nasal spray for the acute treatment of migraine headaches was evaluated in four randomized, double-blind, placebo-controlled studies in the U.S. The patient population for the trials was predominantly female (87%) and Caucasian (95%) with a mean age of 39 years (range 18 to 65 years). Patients treated a single moderate to severe migraine headache with a single dose of study medication and assessed pain severity over the 24 hours following treatment. Headache response was determined 0.5, 1, 2, 3 and 4 hours after dosing and was defined as a reduction in headache severity to mild or no pain. In studies 1 and 2, a four-point pain intensity scale was utilized; in studies 3 and 4, a five-point scale was used that included both pain response and restoration of function for "severe" or "incapacitating" pain, a less clear endpoint. Although rescue medication was allowed in all four studies, patients were instructed not to use them during the four-hour observation period. In studies 3 and 4, a total dose of 2 mg was compared to placebo. In studies 1 and 2, doses of 2 and 3 mg were evaluated, and showed no advantage of the higher dose for a single treatment. In all studies, patients received a regimen consisting of 0.5 mg in each nostril, repeated in 15 minutes (and again in another 15 minutes for the 3 mg dose in studies 1 and 2).

The percentage of patients achieving headache response 4 hours after treatment was significantly greater in patients receiving 2 mg doses of dihydroergotamine mesylate nasal spray compared to those receiving placebo in 3 of the 4 studies (see Tables 1 & 2 and Figures 1 & 2).

Table 1: Studies 1 and 2: Percentage of Patients with Headache Response*

2 and 4 Hours Following a Single Treatment of Study Medication

[Dihydroergotamine Mesylate Nasal Spray or Placebo]

		N	2 hours	4 hours
Study 1	Dihydroergotamine mesylate	105		
	Placebo	98	61% ‡	70% ‡
			23%	28%
Study 2	Dihydroergotamine mesylate	103		
	Placebo	102	47% ‡	56% †
			33%	35%

* Headache response was defined as a reduction in headache severity to mild or no pain. Headache response was based on pain intensity as interpreted by the patient

using a four- point pain intensity scale.

†p value < 0.01

‡p value < 0.001

Table 2: Studies 3 and 4: Percentage of Patients with Headache Response*
**2 and 4 hours Following a Single Treatment of Study Medication
[Dihydroergotamine Mesylate Nasal Spray or Placebo]**

		N	2 hours	4 hours
Study 3	Dihydroergotamine mesylate	50	32%	48% [†]
	Placebo	50	20%	22%
Study 4	Dihydroergotamine mesylate	47	30%	47%
	Placebo	50	20%	30%

* Headache response was defined as a reduction in headache severity to mild or no pain. Headache response was evaluated on a five-point scale that included both pain response and restoration of function for “severe” or “incapacitating” pain.

† p value < 0.01

Comparisons of drug performance based upon results obtained in different clinical trials are never reliable. Because studies are conducted at different times, with different samples of patients, by different investigators, employing different criteria and/or different interpretations of the same criteria, under different conditions (dose, dosing regimen, etc.), quantitative estimates of treatment response and the timing of response may be expected to vary considerably from study to study.

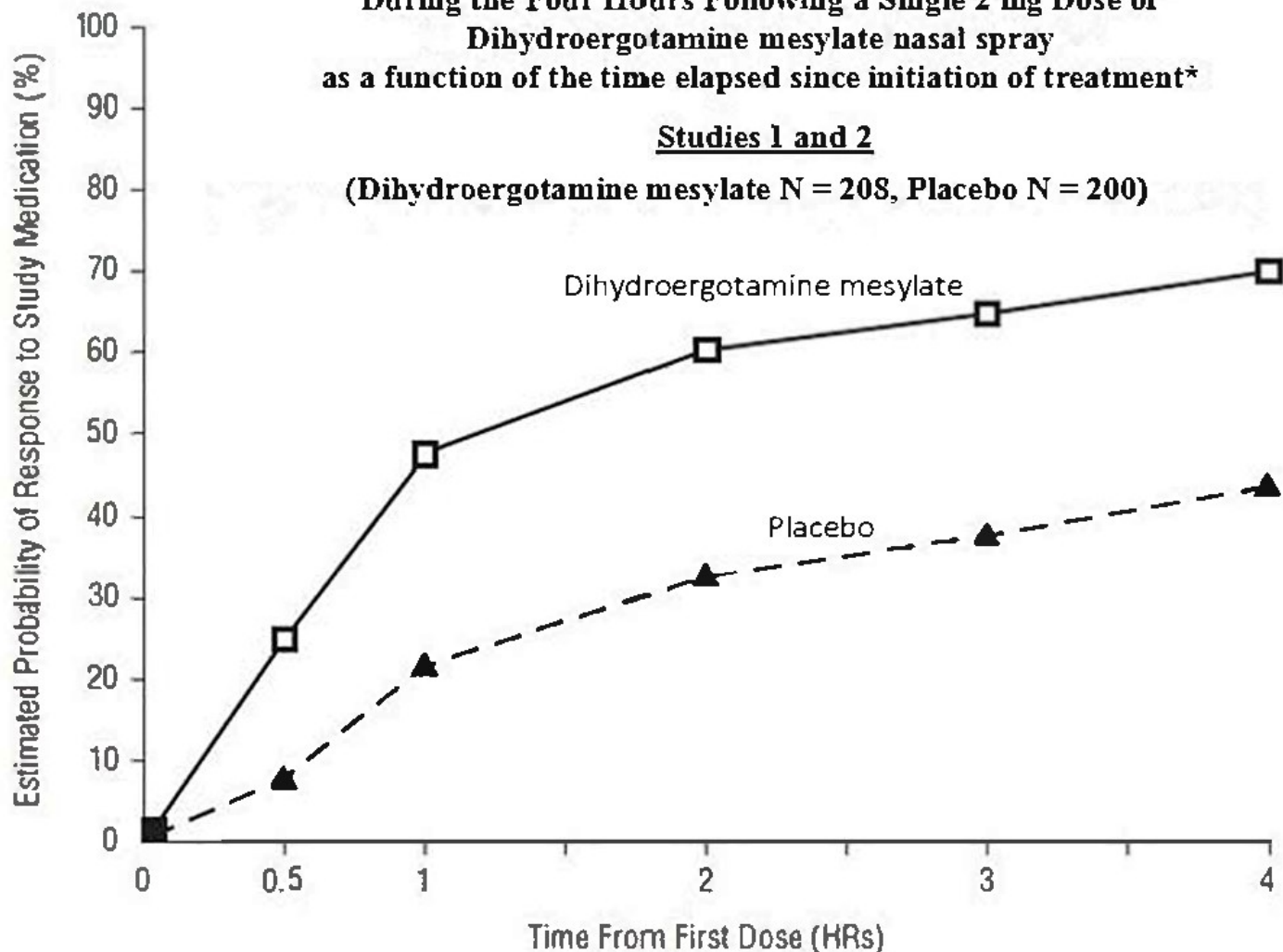
The Kaplan-Meier plots below (Figures 1 & 2) provides an estimate of the probability that a patient will have responded to a single 2 mg dose of dihydroergotamine mesylate nasal spray as a function of the time elapsed since initiation of treatment.

Figure 1

**Estimated Probability of a Patient Responding
During the Four Hours Following a Single 2 mg Dose of
Dihydroergotamine mesylate nasal spray
as a function of the time elapsed since initiation of treatment***

Studies 1 and 2

(Dihydroergotamine mesylate N = 208, Placebo N = 200)



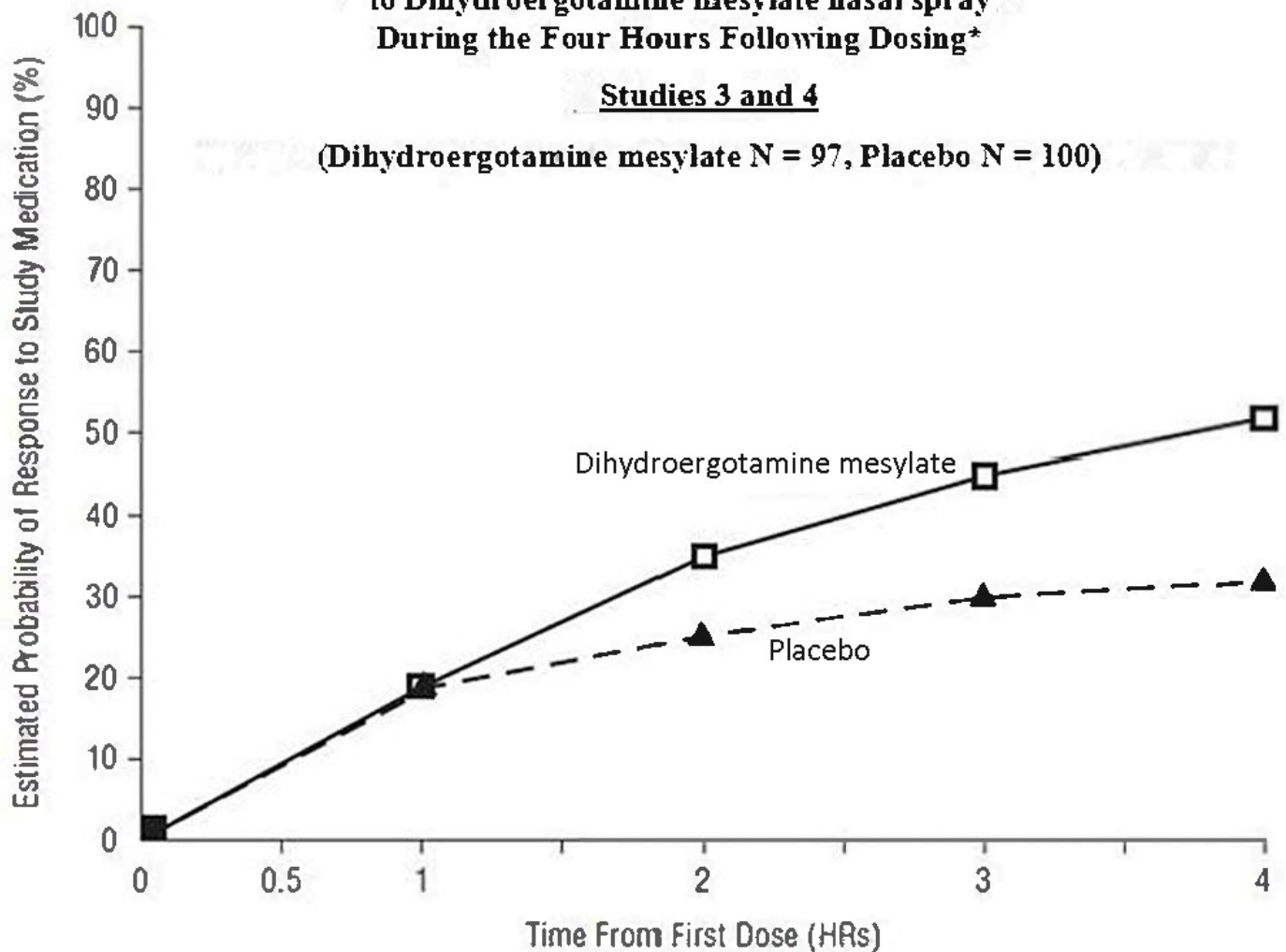
*The figure shows the probability over time of obtaining a response following treatment with dihydroergotamine mesylate nasal spray. Headache response was based on pain intensity as interpreted by the patient using a four-point pain intensity scale. Patients not achieving response within 4 hours were censored to 4 hours.

Figure 2

Estimated Probability of a Patient Responding to Dihydroergotamine mesylate nasal spray During the Four Hours Following Dosing*

Studies 3 and 4

(Dihydroergotamine mesylate N = 97, Placebo N = 100)



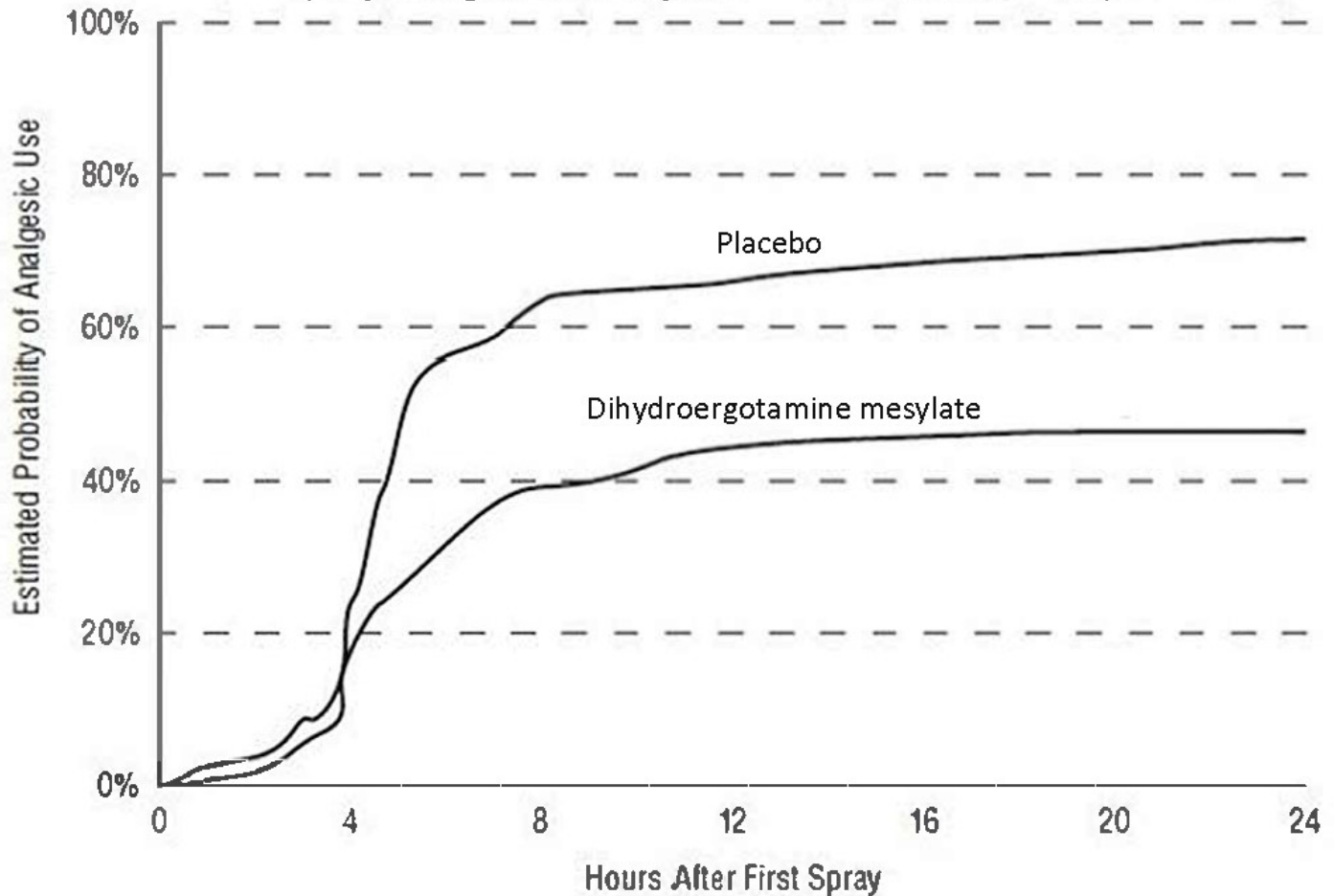
*The figure shows the probability over time of obtaining a response following treatment with dihydroergotamine mesylate nasal spray. Headache response was evaluated on a five-point scale that confounded pain response and restoration of function for "severe" or "incapacitating" pain. Patients not achieving response within 4 hours were censored to 4 hours.

For patients with migraine-associated nausea, photophobia, and phonophobia at baseline, there was a lower incidence of these symptoms at 2 and 4 hours following administration of dihydroergotamine mesylate nasal spray compared to placebo.

Patients were not allowed to use additional treatments for eight hours prior to study medication dosing and during the four-hour observation period following study treatment. Following the 4-hour observation period, patients were allowed to use additional treatments. For all studies, the estimated probability of patients using additional treatments for their migraines over the 24 hours following the single 2 mg dose of study treatment is summarized in Figure 3 below.

Figure 3 **Estimated Probability of Patients Using Additional Treatments for Migraine Over the 24 Hours Following Either Dihydroergotamine mesylate nasal spray 2 mg (or placebo)***

(Dihydroergotamine mesylate N = 305, Placebo N = 300)



*Kaplan-Meier plot based on data obtained from all studies with patients not using additional treatments censored to 24 hours. All patients received a single treatment of study medication for their migraine attack. The plot also includes patients who had no response to the initial dose.

Neither age nor sex appear to affect the patient's response to dihydroergotamine mesylate nasal spray. While patients with menstrual migraine, migraine with aura, and migraine without aura by medical history were included in the clinical evaluation of dihydroergotamine mesylate nasal spray, patients were not required to report the specific type of migraine treated with study medication. Thus, neither the effect of menses on migraine nor the presence or the absence of aura were assessed. The racial distribution of patients was insufficient to determine the effect of race on the efficacy of dihydroergotamine mesylate nasal spray.

INDICATIONS AND USAGE

Dihydroergotamine mesylate nasal spray is indicated for the acute treatment of migraine headaches with or without aura.

Dihydroergotamine mesylate nasal spray is not intended for the prophylactic therapy of migraine or for the management of hemiplegic or basilar migraine.

CONTRAINDICATIONS

There have been a few reports of serious adverse events associated with the coadministration of dihydroergotamine and potent CYP 3A4 inhibitors, such as protease inhibitors and macrolide antibiotics, resulting in vasospasm that led to cerebral ischemia and/or ischemia of the extremities. The use of potent CYP 3A4 inhibitors (ritonavir, nelfinavir, indinavir, erythromycin, clarithromycin, troleandomycin, ketoconazole, itraconazole) with dihydroergotamine is, therefore contraindicated (see *WARNINGS: CYP 3A4 Inhibitors*).

Dihydroergotamine mesylate nasal spray should not be given to patients with ischemic heart disease (angina pectoris, history of myocardial infarction, or documented silent ischemia) or to patients who have clinical symptoms or findings consistent with coronary artery vasospasm including Prinzmetal's variant angina. (see *WARNINGS*)

Because dihydroergotamine mesylate nasal spray may increase blood pressure, it should not be given to patients with uncontrolled hypertension.

Dihydroergotamine mesylate nasal spray, 5-HT₁ agonists (e.g., sumatriptan), ergotamine-containing or ergot-type medications or methysergide should not be used within 24 hours of each other.

Dihydroergotamine mesylate nasal spray should not be administered to patients with hemiplegic or basilar migraine.

In addition to those conditions mentioned above, dihydroergotamine mesylate nasal spray is also contraindicated in patients with known peripheral arterial disease, sepsis, following vascular surgery, and severely impaired hepatic or renal function.

Dihydroergotamine mesylate nasal spray is contraindicated in patients who have previously shown hypersensitivity to ergot alkaloids.

Dihydroergotamine mesylate should not be used with peripheral and central vasoconstrictors because the combination may result in additive or synergistic elevation of blood pressure.

WARNINGS

Dihydroergotamine mesylate nasal spray should only be used where a clear diagnosis of migraine headache has been established.

CYP 3A4 Inhibitors (e.g., Macrolide Antibiotics and Protease Inhibitors)

There have been rare reports of serious adverse events in connection with the coadministration of dihydroergotamine and potent CYP 3A4 inhibitors, such as protease inhibitors and macrolide antibiotics, resulting in vasospasm that led to cerebral ischemia and/or and ischemia of the extremities. The use of potent CYP 3A4 inhibitors with dihydroergotamine should therefore be

avoided (see **CONTRAINDICATIONS**). Examples of some of the more potent CYP 3A4 inhibitors include: antifungals ketoconazole and itraconazole, the protease inhibitors ritonavir, nelfinavir, and indinavir, and macrolide antibiotics erythromycin, clarithromycin, and troleandomycin. Other less potent CYP 3A4 inhibitors should be administered with caution. Less potent inhibitors include saquinavir, nefazodone, fluconazole, grapefruit juice, fluoxetine, fluvoxamine, zileuton, and clotrimazole. These lists are not exhaustive, and the prescriber should consider the effects on CYP 3A4 of other agents being considered for concomitant use with dihydroergotamine.

Fibrotic Complications

There have been reports of pleural and retroperitoneal fibrosis in patients following prolonged daily use of injectable dihydroergotamine mesylate. Rarely, prolonged daily use of other ergot alkaloid drugs has been associated with cardiac valvular fibrosis. Rare cases have also been reported in association with the use of injectable dihydroergotamine mesylate; however, in those cases, patients also received drugs known to be associated with cardiac valvular fibrosis.

Administration of dihydroergotamine mesylate nasal spray, should not exceed the dosing guidelines and should not be used for chronic daily administration (see **DOSAGE AND ADMINISTRATION**).

Risk of Myocardial Ischemia and/or Infarction and Other Adverse Cardiac Events:

Dihydroergotamine mesylate nasal spray should not be used by patients with documented ischemic or vasospastic coronary artery disease (see **CONTRAINDICATIONS). It is strongly recommended that dihydroergotamine mesylate nasal spray not be given to patients in whom unrecognized coronary artery disease (CAD) is predicted by the presence of risk factors (e.g., hypertension, hypercholesterolemia, smoker, obesity, diabetes , strong family history of CAD, females who are surgically or physiologically postmenopausal, or males who are over 40 years of age) unless a cardiovascular evaluation provides satisfactory clinical evidence that the patient is reasonably free of coronary artery and ischemic myocardial disease or other significant underlying cardiovascular disease. The sensitivity of cardiac diagnostic procedures to detect cardiovascular disease or predisposition to coronary artery vasospasm is modest, at best. If, during the cardiovascular evaluation, the patient's medical history or electrocardiographic investigations reveal findings indicative of or consistent with coronary artery vasospasm or myocardial ischemia, dihydroergotamine mesylate nasal spray should not be administered (see **CONTRAINDICATIONS**).**

For patients with risk factors predictive of CAD who are determined to have a satisfactory cardiovascular evaluation, it is strongly recommended that administration of the first dose of dihydroergotamine mesylate nasal spray take place in the setting of a physician's office or similar medically staffed and equipped facility unless the patient has previously received dihydroergotamine mesylate. Because cardiac ischemia can occur in the absence of clinical symptoms, consideration should be given to obtaining on the first occasion of use an electrocardiogram (ECG) during the interval immediately following dihydroergotamine mesylate nasal spray, in these

patients with risk factors.

It is recommended that patients who are intermittent long-term users of dihydroergotamine mesylate nasal spray and who have or acquire risk factors predictive of CAD, as described above, undergo periodic interval cardiovascular evaluation as they continue to use dihydroergotamine mesylate nasal spray.

The systematic approach described above is currently recommended as a method to identify patients in whom dihydroergotamine mesylate nasal spray may be used to treat migraine headaches with an acceptable margin of cardiovascular safety.

Cardiac Events and Fatalities

No deaths have been reported in patients using dihydroergotamine mesylate nasal spray. However, the potential for adverse cardiac events exists. Serious adverse cardiac events, including acute myocardial infarction, life-threatening disturbances of cardiac rhythm, and death have been reported to have occurred following the administration of dihydroergotamine mesylate injection. Considering the extent of use of dihydroergotamine mesylate in patients with migraine, the incidence of these events is extremely low.

Drug-Associated Cerebrovascular Events and Fatalities

Cerebral hemorrhage, subarachnoid hemorrhage, stroke, and other cerebrovascular events have been reported in patients treated with dihydroergotamine mesylate injection; and some have resulted in fatalities. In a number of cases, it appears possible that the cerebrovascular events were primary, the dihydroergotamine mesylate injection having been administered in the incorrect belief that the symptoms experienced were a consequence of migraine, when they were not. It should be noted that patients with migraine may be at increased risk of certain cerebrovascular events (e.g., stroke, hemorrhage, transient ischemic attack).

Other Vasospasm Related Events

Dihydroergotamine mesylate nasal spray, like other ergot alkaloids, may cause vasospastic reactions other than coronary artery vasospasm. Myocardial and peripheral vascular ischemia have been reported with dihydroergotamine mesylate nasal spray.

Dihydroergotamine mesylate nasal spray associated vasospastic phenomena may also cause muscle pains, numbness, coldness, pallor, and cyanosis of the digits. In patients with compromised circulation, persistent vasospasm may result in gangrene or death, dihydroergotamine mesylate nasal spray should be discontinued immediately if signs or symptoms of vasoconstriction develop.

Increase in Blood Pressure

Significant elevation in blood pressure has been reported on rare occasions in patients with and without a history of hypertension treated with dihydroergotamine mesylate nasal spray and dihydroergotamine mesylate injection. Dihydroergotamine mesylate nasal spray is contraindicated in patients with uncontrolled hypertension (see *CONTRAINDICATIONS*).

An 18% increase in mean pulmonary artery pressure was seen following dosing with another 5HT₁ agonist in a study evaluating subjects undergoing cardiac catheterization.

Local Irritation

Approximately 30% of patients using dihydroergotamine mesylate nasal spray (compared to 9% of placebo patients) have reported irritation in the nose, throat, and/or disturbances in taste. Irritative symptoms include congestion, burning sensation, dryness, paraesthesia, discharge, epistaxis, pain, or soreness. The symptoms were predominantly mild to moderate in severity and transient. In approximately 70% of the above mentioned cases, the symptoms resolved within four hours after dosing with dihydroergotamine mesylate nasal spray. Examinations of the nose and throat in a small subset (N = 66) of study participants treated for up to 36 months (range 1-36 months) did not reveal any clinically noticeable injury. Other than this limited number of patients, the consequences of extended and repeated use of dihydroergotamine mesylate nasal spray on the nasal and/or respiratory mucosa have not been systematically evaluated in patients.

Nasal tissue in animals treated with dihydroergotamine mesylate daily at nasal cavity surface area exposures (in mg/mm²) that were equal to or less than those achieved in humans receiving the maximum recommended daily dose of 0.08 mg/kg/day showed mild mucosal irritation characterized by mucous cell and transitional cell hyperplasia and squamous cell metaplasia. Changes in rat nasal mucosa at 64 weeks were less severe than at 13 weeks. Local effects on respiratory tissue after chronic intranasal dosing in animals have not been evaluated.

Medication Overuse Headache

Overuse of acute migraine drugs (e.g., ergotamines, triptans, opioids, or a combination of these drugs for 10 or more days per month) may lead to exacerbation of headache (i.e., medication overuse headache).

Medication overuse headache may present as migraine-like daily headaches or as a marked increase in frequency of migraine attacks. Detoxification of patients including withdrawal of the overused drugs and treatment of withdrawal symptoms (which often includes a transient worsening of headache) may be necessary.

Preterm Labor

Based on the mechanism of action of dihydroergotamine and findings from the published literature, dihydroergotamine mesylate nasal spray may cause preterm labor. Avoid use of dihydroergotamine mesylate nasal spray during pregnancy (see *PRECAUTIONS*).

PRECAUTIONS

General

Dihydroergotamine mesylate nasal spray may cause coronary artery vasospasm; patients who experience signs or symptoms suggestive of angina following its administration should, therefore, be evaluated for the presence of CAD or a predisposition to variant angina before receiving additional doses. Similarly, patients who experience other symptoms or signs suggestive of decreased arterial flow, such as ischemic bowel syndrome or Raynaud's syndrome following the use of any 5-HT agonist are candidates for further evaluation (see *WARNINGS*).

Fibrotic Complications: see *WARNINGS*: Fibrotic Complications

Information for Patients

The text of a patient information sheet is printed at the end of this insert. To assure safe and effective use of dihydroergotamine mesylate nasal spray, the information and instructions provided in the patient information sheet should be discussed with patients.

Once the nasal spray applicator has been prepared, it should be discarded (with any remaining drug) after 8 hours.

Patients should be advised to report to the physician immediately any of the following: numbness or tingling in the fingers and toes, muscle pain in the arms and legs, weakness in the legs, pain in the chest, temporary speeding or slowing of the heart rate, swelling, or itching.

Prior to the initial use of the product by a patient, the prescriber should take steps to ensure that the patient understands how to use the product as provided. (See Patient Information Sheet and product packaging).

Administration of dihydroergotamine mesylate nasal spray, should not exceed the dosing guidelines and should not be used for chronic daily administration (see *DOSAGE AND ADMINISTRATION*).

Drug Interactions

Vasoconstrictors

Dihydroergotamine mesylate nasal spray should not be used with peripheral vasoconstrictors because the combination may cause synergistic elevation of blood pressure.

Sumatriptan

Sumatriptan has been reported to cause coronary artery vasospasm, and its effect could be additive with dihydroergotamine mesylate nasal spray. Sumatriptan and dihydroergotamine mesylate nasal spray should not be taken within 24 hours of each other (see *CONTRAINDICATIONS*).

Beta Blockers

Although the results of a clinical study did not indicate a safety problem associated with the administration of dihydroergotamine mesylate nasal spray to subjects already receiving propranolol, there have been reports that propranolol may potentiate the vasoconstrictive action of ergotamine by blocking the vasodilating property of epinephrine.

Nicotine

Nicotine may provoke vasoconstriction in some patients, predisposing to a greater ischemic response to ergot therapy.

CYP 3A4 Inhibitors (e.g., Macrolide Antibiotics and Protease Inhibitors)

See *CONTRAINDICATIONS* and *WARNINGS*.

SSRI's

Weakness, hyperreflexia, and incoordination have been reported rarely when 5HT1 agonists have been coadministered with SSRI's (e.g., fluoxetine, fluvoxamine, paroxetine, sertraline). There have been no reported cases from spontaneous reports of drug interaction between SSRI's and dihydroergotamine mesylate nasal spray or dihydroergotamine mesylate injection.

Oral Contraceptives

The effect of oral contraceptives on the pharmacokinetics of dihydroergotamine mesylate nasal spray has not been studied.

Carcinogenesis, Mutagenesis, Impairment of Fertility

Carcinogenesis

In a 2-year mouse carcinogenicity study, subcutaneous administration of dihydroergotamine mesylate (0, 0.5, 1.5 or 5 mg/kg/day) resulted in an increased incidence of fibrosarcoma at the injection sites in males and females at the high dose.

In a 2-year rat carcinogenicity study, intranasal administration of dihydroergotamine mesylate (0, 0.4, 0.8 or 1.6 mg/day for 13 weeks, followed by 0, 0.08, 0.24 or 0.8 mg/day for the remainder of the study) did not result in an increase in tumors.

Mutagenesis

Dihydroergotamine mesylate was clastogenic in two in vitro chromosomal aberration assays, the V79 Chinese hamster cell assay with metabolic activation and the cultured human peripheral blood lymphocyte assay. There was no evidence of mutagenic potential when dihydroergotamine mesylate was tested in the presence or absence of metabolic activation in two gene mutation assays (the Ames test and the in vitro mammalian Chinese hamster V79/HGPRT assay) and in an assay for DNA damage (the rat hepatocyte unscheduled DNA synthesis test). Dihydroergotamine was not clastogenic in the in vivo mouse and hamster micronucleus tests.

Impairment of Fertility

Intranasal administration of dihydroergotamine to rats at doses up to 1.6 mg/day was not associated with adverse effects on fertility.

Pregnancy

Risk Summary

Available data from published literature indicate an increased risk of preterm delivery with dihydroergotamine mesylate nasal spray use during pregnancy. Avoid use of dihydroergotamine mesylate nasal spray use during pregnancy (see *WARNINGS*). Data collected over decades have shown no increased risk of major birth defects or miscarriage with the use of dihydroergotamine mesylate during pregnancy.

In animal reproduction studies, adverse effects on development were observed following intranasal administration of dihydroergotamine mesylate during pregnancy (decreased fetal body weight and/or skeletal ossification) in rats and rabbits or during pregnancy and lactation in rats (decreased body weight and impaired reproductive function in the offspring) at doses that were not associated with maternal toxicity (see Data).

The estimated rate of major birth defects (2.2% to 2.9%) and miscarriage (17%) among

deliveries to women with migraine are similar to rates reported in women without migraine. All pregnancies have a background risk of birth defect, loss, or other adverse outcomes. In the U.S. general population, the estimated background risk of major birth defects and miscarriages in clinically recognized pregnancies is 2% to 4% and 15% to 20%, respectively.

Data

Animal Data

Intranasal administration of dihydroergotamine mesylate to pregnant rats throughout the period of organogenesis resulted in decreased fetal body weight and/or skeletal ossification at doses of 0.16 mg/day and greater. A no-effect level for adverse effects on embryofetal development was not identified in rats. Intranasal administration of dihydroergotamine mesylate to pregnant rabbits throughout organogenesis resulted in decreased skeletal ossification at 3.6 mg/day. The no-effect dose for adverse effects on embryofetal development in rabbits was 1.2 mg/day.

Intranasal administration of dihydroergotamine mesylate to female rats throughout pregnancy and lactation resulted in decreased body weight and impaired reproductive function (decreased mating indices) in the offspring at doses of 0.16 mg/day or greater. A no-effect dose for adverse effects on pre- and postnatal development in rats was not established. Effects on offspring development occurred at doses below those that produced evidence of maternal toxicity in these studies.

Dihydroergotamine-induced intrauterine growth retardation has been attributed to reduced uteroplacental blood flow resulting from prolonged vasoconstriction of the uterine vessels and/or increased myometrial tone.

Nursing Mothers

There are no data on the presence of dihydroergotamine in human milk; however, ergotamine, a related drug, is present in human milk. There are reports of diarrhea, vomiting, weak pulse, and unstable blood pressure in breastfed infants exposed to ergotamine. Dihydroergotamine mesylate nasal spray may reduce milk supply because it may decrease prolactin levels. Because of the potential for reduced milk supply and serious adverse events in the breastfed infant, including diarrhea, vomiting, weak pulse, and unstable blood pressure, advise patients not to breastfeed during treatment with dihydroergotamine mesylate nasal spray and for 3 days after the last dose. Breast milk supply during this time should be pumped and discarded.

Pediatric Use

Safety and effectiveness in pediatric patients have not been established.

Use in the Elderly

There is no information about the safety and effectiveness of dihydroergotamine mesylate nasal spray in this population because patients over age 65 were excluded from the controlled clinical trials.

ADVERSE REACTIONS

During clinical studies and the foreign postmarketing experience with dihydroergotamine mesylate nasal spray there have been no fatalities due to cardiac events.

Serious cardiac events, including some that have been fatal, have occurred following use of the parenteral form of dihydroergotamine mesylate, but are extremely rare. Events reported have included coronary artery vasospasm, transient myocardial ischemia, myocardial infarction, ventricular tachycardia, and ventricular fibrillation (see *CONTRAINDICATIONS, WARNINGS, and PRECAUTIONS*).

Fibrotic complications have been reported in association with long term use of injectable dihydroergotamine mesylate (see *WARNINGS: Fibrotic Complications*).

Incidence in Controlled Clinical Trials

Of the 1,796 patients and subjects treated with dihydroergotamine mesylate nasal spray doses 2 mg or less in U.S. and foreign clinical studies, 26 (1.4%) discontinued because of adverse events. The adverse events associated with discontinuation were, in decreasing order of frequency: rhinitis 13, dizziness 2, facial edema 2, and one each due to cold sweats, accidental trauma, depression, elective surgery, somnolence, allergy, vomiting, hypotension, and paraesthesia.

The most commonly reported adverse events associated with the use of dihydroergotamine mesylate nasal spray during placebo-controlled, double-blind studies for the treatment of migraine headache and not reported at an equal incidence by placebo-treated patients were rhinitis, altered sense of taste, application site reactions, dizziness, nausea, and vomiting. The events cited reflect experience gained under closely monitored conditions of clinical trials in a highly selected patient population. In actual clinical practice or in other clinical trials, these frequency estimates may not apply, as the conditions of use, reporting behavior, and the kinds of patients treated may differ.

Dihydroergotamine mesylate nasal spray was generally well tolerated. In most instances these events were transient and self-limited and did not result in patient discontinuation from a study. The following table summarizes the incidence rates of adverse events reported by at least 1% of patients who received dihydroergotamine mesylate nasal spray for the treatment of migraine headaches during placebo-controlled, double-blind clinical studies and were more frequent than in those patients receiving placebo.

Table 3: Adverse Reactions Reported by at least 1% of the Dihydroergotamine Mesylate Nasal Spray Treated Patients and Occurred More Frequently than in the Placebo-Group in the Migraine Placebo-Controlled Trials

	Dihydroergotamine mesylate N=597	Placebo N=631
Respiratory System		
Rhinitis	26%	7%
Pharyngitis	3%	1%
Sinusitis	1%	1%
Gastrointestinal System		

Nausea	10%	4%
Vomiting	4%	1%
Diarrhea	2%	<1%
Special Senses, Other		
Altered Sense of Taste	8%	1%
Application Site		
Application Site Reaction	6%	2%
Central and Peripheral Nervous System		
Dizziness	4%	2%
Somnolence	3%	2%
Paraesthesia	2%	2%
Body as a Whole, General		
Hot Flashes	1%	<1%
Fatigue	1%	1%
Asthenia	1%	0%
Autonomic Nervous System		
Mouth Dry	1%	1%
Musculoskeletal System		
Stiffness	1%	<1%

Other Adverse Events During Clinical Trials

In the paragraphs that follow, the frequencies of less commonly reported adverse clinical events are presented. Because the reports include events observed in open and uncontrolled studies, the role of dihydroergotamine mesylate nasal spray in their causation cannot be reliably determined. Furthermore, variability associated with adverse event reporting, the terminology used to describe adverse events, etc., limit the value of the quantitative frequency estimates provided. Event frequencies are calculated as the number of patients who used dihydroergotamine mesylate nasal spray in placebo-controlled trials and reported an event divided by the total number of patients (n=1796) exposed to dihydroergotamine mesylate nasal spray. All reported events are included except those already listed in the previous table, those too general to be informative, and those not reasonably associated with the use of the drug. Events are further classified within body system categories and enumerated in order of decreasing frequency using the following definitions: frequent adverse events are defined as those occurring in at least 1/100 patients; infrequent adverse events are those occurring in 1/100 to 1/1,000 patients; and rare adverse events are those occurring in fewer than 1/1,000 patients.

Skin and Appendages: *Infrequent:* petechia, pruritus, rash, cold clammy skin; *Rare:* papular rash, urticaria, herpes simplex.

Musculoskeletal: *Infrequent:* cramps, myalgia, muscular weakness, dystonia; *Rare:* arthralgia, involuntary muscle contractions, rigidity.

Central and Peripheral Nervous System: *Infrequent:* confusion, tremor, hypoesthesia, vertigo; *Rare:* speech disorder, hyperkinesia, stupor, abnormal gait, aggravated migraine.

Autonomic Nervous System: *Infrequent*: increased sweating.

Special Senses: *Infrequent*: sense of smell altered, photophobia, conjunctivitis, abnormal lacrimation, abnormal vision, tinnitus, earache; *Rare*: eye pain.

Psychiatric: *Infrequent*: nervousness, euphoria, insomnia, concentration impaired; *Rare*: anxiety, anorexia, depression.

Gastrointestinal: *Infrequent*: abdominal pain, dyspepsia, dysphagia, hiccup; *Rare*: increased salivation, esophagospasm.

Cardiovascular: *Infrequent*: edema, palpitation, tachycardia; *Rare*: hypotension, peripheral ischemia, angina.

Respiratory System: *Infrequent*: dyspnea, upper respiratory tract infections; *Rare*: bronchospasm, bronchitis, pleural pain, epistaxis.

Urinary System: *Infrequent*: increased frequency of micturition, cystitis.

Reproductive, Female: *Rare*: pelvic inflammation, vaginitis.

Body as a Whole - General: *Infrequent*: feeling cold, malaise, rigors, fever, periorbital edema; *Rare*: flu- like symptoms, shock, loss of voice, yawning.

Application Site: *Infrequent*: local anesthesia.

Post-introduction Reports

Voluntary reports of adverse events temporally associated with dihydroergotamine products used in the management of migraine that have been received since the introduction of the injectable formulation are included in this section save for those already listed above. Because of their source (open and uncontrolled clinical use), whether or not events reported in association with the use of dihydroergotamine are causally related to it cannot be determined. There have been reports of pleural and retroperitoneal fibrosis in patients following prolonged daily use of injectable dihydroergotamine mesylate. Dihydroergotamine mesylate nasal spray is not recommended for prolonged daily use (*see DOSAGE AND ADMINISTRATION*).

To report SUSPECTED ADVERSE REACTIONS, contact Hikma Pharmaceuticals USA Inc. at us.hikma@primevigilance.com or call 1-877-845-0689 or FDA at 1-800-FDA-1088 or www.fda.gov/medwatch.

DRUG ABUSE AND DEPENDENCE

Currently available data have not demonstrated drug abuse or psychological dependence with dihydroergotamine. However, cases of drug abuse and psychological dependence in patients on other forms of ergot therapy have been reported. Thus, due to the chronicity of vascular headaches, it is imperative that patients be advised not to exceed recommended dosages.

OVERDOSAGE

To date, there have been no reports of acute overdose with this drug. Due to the risk of vascular spasm, exceeding the recommended dosages of dihydroergotamine mesylate nasal spray is to be avoided.

Excessive doses of dihydroergotamine may result in peripheral signs and symptoms of ergotism. Treatment includes discontinuance of the drug, local application of warmth to the affected area, the administration of vasodilators, and nursing care to prevent tissue damage.

In general, the symptoms of an acute dihydroergotamine mesylate nasal spray overdose are similar to those of an ergotamine overdose, although there is less pronounced nausea and vomiting with dihydroergotamine mesylate nasal spray. The symptoms of an ergotamine overdose include the following: numbness, tingling, pain, and cyanosis of the extremities associated with diminished or absent peripheral pulses; respiratory depression; an increase and/or decrease in blood pressure, usually in that order; confusion, delirium, convulsions, and coma; and/or some degree of nausea, vomiting, and abdominal pain.

In laboratory animals, significant lethality occurs when dihydroergotamine is given at I.V. doses of 44 mg/kg in mice, 130 mg/kg in rats, and 37 mg/kg in rabbits.

Up-to-date information about the treatment of overdosage can often be obtained from a certified Regional Poison Control Center. Telephone numbers of certified Poison Control Centers are listed in the Physicians' Desk Reference (PDR).*

DOSAGE AND ADMINISTRATION

The solution used in dihydroergotamine mesylate nasal spray (4 mg/mL) is intended for intranasal use and must not be injected.

In clinical trials, dihydroergotamine mesylate nasal spray has been effective for the acute treatment of migraine headaches with or without aura. One spray (0.5 mg) of dihydroergotamine mesylate nasal spray should be administered in each nostril. Fifteen minutes later, an additional one spray (0.5 mg) of dihydroergotamine mesylate nasal spray should be administered in each nostril, for a total dosage of four sprays (2 mg) of dihydroergotamine mesylate nasal spray. Studies have shown no additional benefit from acute doses greater than 2 mg for a single migraine administration. The safety of doses greater than 3 mg in a 24-hour period and 4 mg in a 7-day period has not been established.

Dihydroergotamine mesylate nasal spray, should not be used for chronic daily administration.

Prior to administration, the pump must be primed (i.e., squeeze 4 times) before use. (See administration instructions) Once the nasal spray applicator has been prepared, it should be discarded (with any remaining drug in opened vial) after 8 hours.

Prior to administration, the pump must be primed (i.e., squeeze 4 times) before use. (See administration instructions)

Once the nasal spray applicator has been prepared, it should be discarded (with any remaining drug in opened vial after 8 hours).

HOW SUPPLIED

Dihydroergotamine mesylate nasal spray is available (as a clear, colorless to light yellow aqueous solution) in 3.5 mL amber glass vials containing 4 mg of dihydroergotamine

mesylate, USP.

Dihydroergotamine mesylate nasal spray is provided as a package of 8 units, administration instruction sheet, and one package insert. Each unit consists of one vial and one sprayer. (NDC 24201-463-08)

Store below 25°C (77°F). Do not refrigerate or freeze.

Manufactured for:

Hikma Pharmaceuticals USA Inc.

Berkeley Heights, NJ 07922

Made in Italy

934035 USA

Rev. 07/2022

Patient Information

Information for the Patient

Dihydroergotamine mesylate nasal spray.

The solution used in dihydroergotamine mesylate nasal spray (4 mg/mL) is intended for intranasal use and must not be injected.

Please read this information carefully before using your dihydroergotamine mesylate nasal spray for the first time. Keep this information handy for future reference. This leaflet does not contain all of the information on dihydroergotamine mesylate nasal spray. Your pharmacist and/or health care provider can provide more detailed information.

Dihydroergotamine mesylate nasal spray has been evaluated in a limited number of patients long term (e.g., 1 year or longer).

Purpose of your Medication

Dihydroergotamine mesylate nasal spray is intended to treat an active migraine headache. Do not try to use it to prevent a headache if you have no symptoms. Do not use it to treat common tension headache or a headache that is not at all typical of your usual migraine headache. Administration of dihydroergotamine mesylate nasal spray, should not exceed the dosing guidelines and should not be used for chronic daily administration. There have been reports of fibrosis (stiffening) in the lung or kidney areas in patients following prolonged daily use of injectable dihydroergotamine mesylate. Rarely, prolonged daily use of other ergot alkaloid drugs (the class of drugs to which dihydroergotamine mesylate nasal spray belongs) has been associated with heart valvular fibrosis. Rare cases have also been reported in association with the use of injectable dihydroergotamine mesylate; however, in those cases, patients also received drugs known to be associated with heart valvular fibrosis.

Do not use dihydroergotamine mesylate nasal spray if you:

- have any disease affecting your heart, arteries, or circulation.
- are taking certain anti-HIV medications (protease inhibitors).

- are taking a macrolide antibiotic such as troleandomycin, clarithromycin or erythromycin.

Important questions to consider before using dihydroergotamine mesylate nasal spray

Please answer the following questions before you use your dihydroergotamine mesylate nasal spray. If you answer YES to any of these questions or are unsure of the answer, you should talk to your doctor before using dihydroergotamine mesylate nasal spray.

- Do you have high blood pressure?
- Do you have chest pain, shortness of breath, heart disease, or have you had any surgery on your heart arteries?
- Do you have risk factors for heart disease (such as high blood pressure, high cholesterol, obesity, diabetes, smoking, strong family history of heart disease, or are you postmenopausal or a male over 40)?
- Do you have any problems with blood circulation in your arms or legs, fingers, or toes?
- Are you pregnant? Do you think you might be pregnant? Are you trying to become pregnant? Are you sexually active and not using birth control?
 - o Dihydroergotamine mesylate nasal spray may cause preterm labor. Dihydroergotamine mesylate nasal spray should be avoided during pregnancy. Talk to your healthcare provider right away if you are pregnant or want to become pregnant.
- Are you breast feeding?
 - o Dihydroergotamine mesylate nasal spray may reduce breast milk supply and pass into your breast milk. Dihydroergotamine mesylate nasal spray may be harmful to your baby. Do not breastfeed your baby while taking dihydroergotamine mesylate nasal spray and for 3 days after you use dihydroergotamine mesylate nasal spray. Talk with your healthcare provider about the best way to feed your baby if you take dihydroergotamine mesylate nasal spray.
- Have you ever had to stop taking this or any other medication because of an allergy or bad reaction?
- Are you taking any other migraine medications, erythromycin or other antibiotics, or medications for blood pressure prescribed by your doctor, or other medicines obtained from your drugstore without a doctor's prescription?
- Do you smoke?
- Have you had, or do you have, any disease of the liver or kidney?
- Is this headache different from your usual migraine attacks?
- Are you using dihydroergotamine mesylate nasal spray or other dihydroergotamine mesylate containing drugs on a daily basis?
- Are you taking a protease inhibitor for HIV therapy?
- Are you taking a macrolide class of antibiotic?

Serious or potentially life-threatening reductions in blood flow to the brain or extremities have been reported rarely due to interactions between dihydroergotamine mesylate nasal spray and protease inhibitors or macrolide antibiotics.

REMEMBER TO TELL YOUR DOCTOR IF YOU HAVE ANSWERED YES TO ANY OF THESE QUESTIONS BEFORE YOU USE DIHYDROERGOTAMINE MESYLATE NASAL SPRAY.

Side Effects To Watch Out For

In clinical trials, most migraine patients have used dihydroergotamine mesylate nasal spray without serious side effects. You may experience some nasal congestion or irritation, altered sense of taste, sore throat, nausea, vomiting, dizziness, and fatigue after using dihydroergotamine mesylate nasal spray. These side effects are temporary and usually do not require you to stop using dihydroergotamine mesylate nasal spray. Although the following reactions rarely occur, they can be serious and should be reported to your physician immediately:

- Numbness or tingling in your fingers and toes
- Pain, tightness, or discomfort in your chest
- Muscle pain or cramps in your arms and legs
- Weakness in your legs
- Temporary speeding or slowing of your heart rate
- Swelling or itching

Dosing Information

- Each vial contains one complete dose of dihydroergotamine mesylate nasal spray, which is 1 spray in each nostril followed in 15 minutes by an additional spray in each nostril, for a total of 4 sprays.
- Studies have shown no benefit from acute doses greater than 2 mg (4 sprays) for a single administration. The safety of doses greater than 3 mg in a 24 hour period has not been established.
- The safety of doses greater than 4 mg in a 7-day period has not been established.
- Dihydroergotamine mesylate nasal spray, should not be used for chronic daily administration.

Learn what to do in case of an Overdose

If you have used more medication than you have been instructed, contact your doctor, hospital emergency department, or nearest poison control center immediately.

How to use the dihydroergotamine mesylate nasal spray

1. Use available training materials.
 - Read and follow the instructions in the administration instructions which are provided with the dihydroergotamine mesylate nasal spray package before attempting to use the product.
 - If there are any questions concerning the use of your dihydroergotamine mesylate nasal spray, ask your doctor or pharmacist, or call Hikma Pharmaceuticals USA Inc. at 1-800-962-8364 for training in the use of the spray.
2. Check the contents of the package:
 - 8 Nasal Spray Vials
 - 8 Nasal Sprayers
 - Administration Instructions
 - Package Insert

3. Assemble the sprayer:
Assemble your nasal sprayer only when you are ready to use it.
 - Lift tab to bend back blue cover. In one piece, completely remove the blue cover and metal seal in a circular motion. Keeping the vial upright, remove rubber stopper. Set vial aside.
 - Remove plastic cover from the bottom of pump unit. Insert spray pump into vial and turn clockwise until securely fastened.
4. Using the sprayer:
 - Remove cap from spray unit. Holding the vial upright, point nasal sprayer away from face and pump 4 times before using. **DO NOT PUMP MORE THAN 4 TIMES.** (Although some medication will spray out, there is enough medication in each vial to allow you to prepare your nasal spray pump properly and still receive a full treatment of dihydroergotamine mesylate.)
 - Spray once into each nostril. Do not tilt head back or sniff through your nose while spraying or immediately after. Wait 15 minutes. Spray once again into each nostril.
5. After completing these instructions:
 - Carefully dispose of the nasal spray pump with the vial.

Important Notes:

- Once a dihydroergotamine mesylate nasal spray vial has been opened, it must be thrown away after 8 hours.

Storing dihydroergotamine mesylate nasal spray

- Keep medication in a safe place away from children
- Keep dihydroergotamine mesylate nasal spray away from heat and light.
- Do not expose dihydroergotamine mesylate nasal spray to temperatures over 77°F.
- Never refrigerate or freeze dihydroergotamine mesylate nasal spray.
- Do not keep an opened dihydroergotamine mesylate nasal spray vial for more than 8 hours.

Check the expiration date printed on the vial containing medication. If the expiration date has passed, do not use it.

Answers to patients' questions about dihydroergotamine mesylate nasal spray

What if I need help in using my dihydroergotamine mesylate nasal spray?

If you have any questions or if you need help in opening, putting together, or using dihydroergotamine mesylate nasal spray, speak to your doctor or pharmacist, or call Hikma Pharmaceuticals USA Inc. at 1-800-962-8364 or visit hikma.com.

How much medication should I use and how often?

Each vial contains one complete dose of dihydroergotamine mesylate nasal spray, which is 1 spray in each nostril, followed by an additional spray in each nostril 15 minutes later for a total of 4 sprays. Do not use more than this amount unless instructed to do so by your doctor. Dihydroergotamine mesylate nasal spray is not intended for chronic daily use.

Why do I have to prime or pump the Nasal Sprayer 4 times before using?

Am I wasting the medication?

You have to prime the Nasal Sprayer 4 times to make sure that you get the proper amount of medication when you use it. Although you will see some medication spray out, there is still enough medication in each vial to allow you to prepare your sprayer properly and still receive a full dose of dihydroergotamine mesylate nasal spray.

Can I assemble the medication vial and the Nasal Sprayer so it is ready before I need to use it?

No. The brown (amber) glass vial containing your medication must remain unopened until you are ready to use it. It may not be fully effective if opened and not used within 8 hours.

Can I reuse my dihydroergotamine mesylate nasal sprayer?

No. After completing the full dose, you must carefully dispose of your dihydroergotamine mesylate nasal sprayer and the opened vial. You should use a new unit for your next migraine attack. Each Unit contains a new Nasal Sprayer, and a vial of dihydroergotamine mesylate nasal spray medication.

Can I use dihydroergotamine mesylate nasal spray if I have a stuffy nose, cold, or allergies?

Yes. Dihydroergotamine mesylate nasal spray can be used if you have a stuffy nose, cold, or allergies. However, if you are taking any medications for your cold, or allergies, even those you can buy without a doctor's prescription, speak with your doctor before using dihydroergotamine mesylate nasal spray.

Do I need to sniff the medication when I spray it in my nostril?

No, you should not sniff because dihydroergotamine mesylate nasal spray should remain in the nose so that it can be absorbed into the bloodstream through the lining of the nose.

If you have any other unanswered questions about dihydroergotamine mesylate nasal spray, consult your doctor or pharmacist.

Manufactured for:

Hikma Pharmaceuticals USA Inc.

Berkeley Heights, NJ 07922

Made in Italy

934035 USA

Rev. 07/2022

PRINCIPAL DISPLAY PANEL - 4MG/ML KIT CARTON

NDC 24201-463-08

DIHYDROERGOTAMINE MESYLATE

NASAL SPRAY

This Kit Contains:

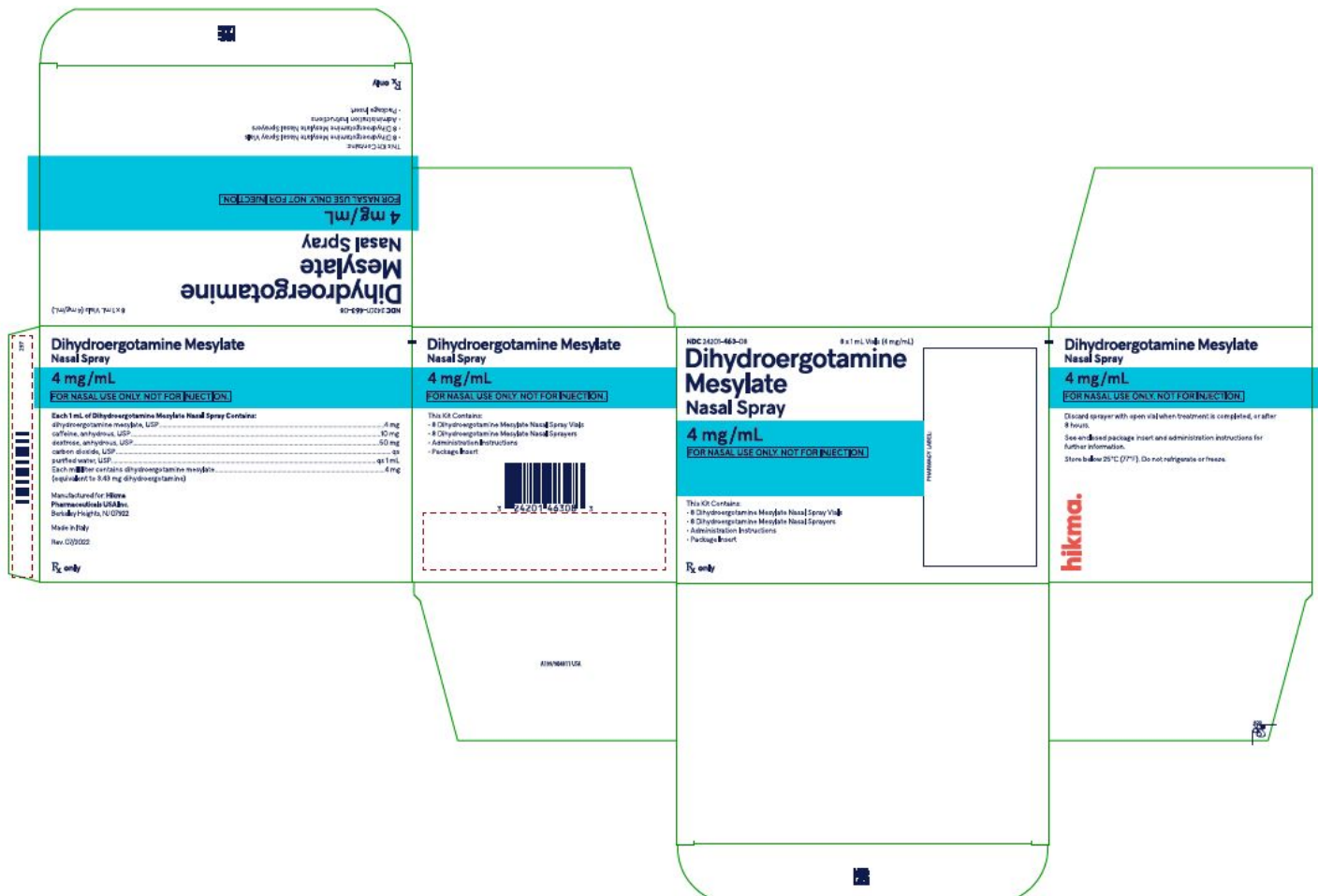
- 8 Dihydroergotamine Mesylate Nasal Spray Vials
- 8 Dihydroergotamine Mesylate Nasal Sprayers
- Administration Instructions
- Package Insert

FOR NASAL USE ONLY.

NOT FOR INJECTION

4 mg/mL (1 mL/Vial)

R x Only



DIHYDROERGOTAMINE MESYLATE

dihydroergotamine mesylate spray

Product Information

Product Type	HUMAN PRESCRIPTION DRUG	Item Code (Source)	NDC:24201-463
Route of Administration	NASAL		

Active Ingredient/Active Moiety				
Ingredient Name			Basis of Strength	Strength
DIHYDROERGOTAMINE MESYLATE (UNII: 81AXN7R2QT) (DIHYDROERGOTAMINE - UNII:436O5HM03C)			DIHYDROERGOTAMINE MESYLATE	4 mg in 1 mL
Inactive Ingredients				
Ingredient Name				Strength
CAFFEINE (UNII: 3G6A5W338E)				
ANHYDROUS DEXTROSE (UNII: 5SL0G7R00K)				
CARBON DIOXIDE (UNII: 142M471B3J)				
WATER (UNII: 059QF0K00R)				
Packaging				
#	Item Code	Package Description	Marketing Start Date	Marketing End Date
1	NDC:24201-463-08	8 in 1 KIT	04/14/2020	
1		1 mL in 1 VIAL; Type 0: Not a Combination Product		
2	NDC:24201-463-01	1 in 1 KIT	04/14/2020	
2		1 mL in 1 VIAL; Type 0: Not a Combination Product		
Marketing Information				
Marketing Category	Application Number or Monograph Citation	Marketing Start Date	Marketing End Date	
ANDA	ANDA211393	04/14/2020		

Labeler - Hikma Pharmaceuticals USA Inc. (118707839)

Revised: 4/2023

Hikma Pharmaceuticals USA Inc.