

HYDROXYM- hydrocortisone gel

Oncora Pharma, LLC

Disclaimer: This drug has not been found by FDA to be safe and effective, and this labeling has not been approved by FDA. For further information about unapproved drugs, click here.

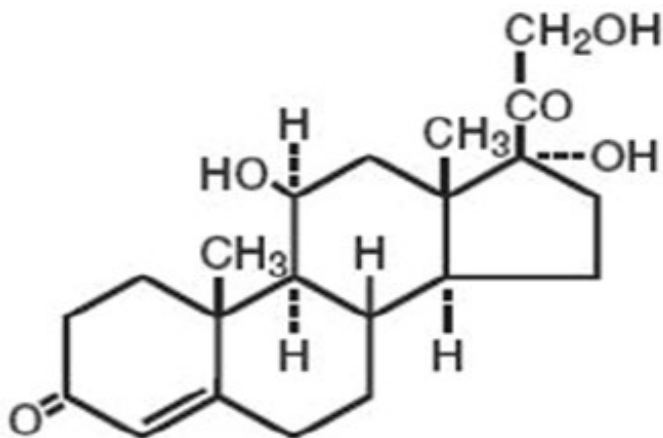
Cortyx Gel Gel

Rx only

DESCRIPTION

Each gram of Cortyx Gel Gel contains 20 mg of hydrocortisone. Inactive ingredients include: Aloe Barbadosis (Aloe Vera) Leaf Juice, Aqua (Purified Water), Hydroxyethyl Cellulose, Methylparaben, PEG-4, Propylene Glycol, Propylparaben.

Chemically, hydrocortisone is [Pregn-4-ene-3,20-dione, 11,17, 21-trihydroxy-, (11 β)-] with the molecular formula (C₂₁H₃₀O₅) and is represented by the following structural formula:



Its molecular weight is 362.47 and its CAS Registry Number is 50-23-7. The topical corticosteroids, including hydrocortisone, constitute a class of primarily synthetic steroids used as anti-inflammatory and antipruritic agents.

CLINICAL PHARMACOLOGY

Mechanism of Action-

Topical corticosteroids share anti-inflammatory, antipruritic, and vasoconstrictive actions. The mechanism of anti-inflammatory activity of the topical corticosteroids is unclear. Various laboratory methods, including vasoconstrictor assays, are used to compare and predict potencies and/or clinical efficacies of the topical corticosteroids. There is some evidence to suggest that a recognizable correlation exists between

vasoconstrictor potency and therapeutic efficacy in man.

Pharmacokinetics

The extent of percutaneous absorption of topical corticosteroids is determined by many factors including the vehicle, the integrity of the epidermal barrier, and the use of occlusive dressings. Topical corticosteroids can be absorbed from normal intact skin. Inflammation and/or other disease processes in the skin increase percutaneous absorption. Occlusive dressings substantially increase the percutaneous absorption of topical corticosteroids. Thus, occlusive dressings may be a valuable therapeutic adjunct for treatment of resistant dermatoses (See DOSAGE AND ADMINISTRATION .)

Once absorbed through the skin, topical corticosteroids are handled through pharmacokinetic pathways similar to systemically administered corticosteroids. Corticosteroids are bound to plasma proteins in varying degrees. Corticosteroids are metabolized primarily in the liver and are then excreted by the kidneys. Some of the topical corticosteroids and their metabolites are also excreted into the bile.

INDICATIONS AND USAGE

Topical corticosteroids are indicated for the relief of the inflammatory and pruritic manifestations of corticosteroid-responsive dermatosis.

CONTRAINDICATIONS

Topical corticosteroids are contraindicated in those patients with a history of hypersensitivity to any of the components of the preparation.

WARNINGS:

For external use only. Not for ophthalmic use.

PRECAUTIONS

General

Systemic absorption of topical corticosteroids has produced reversible hypothalamic-pituitary-adrenal (HPA) axis suppression, manifestations of Cushing's syndrome, hyperglycemia, and glucosuria in some patients. Conditions which augment systemic absorption include the application of the more potent steroids, use over large surface areas, prolonged use, and the addition of occlusive dressings. Therefore, patients receiving a large dose of a potent topical steroid applied to a large surface area or under an occlusive dressing should be evaluated periodically for evidence of HPA axis suppression by using the urinary free cortisol and ACTH stimulation tests. If HPA axis suppression is noted, an attempt should be made to withdraw the drug, to reduce the frequency of application, or to substitute a less potent steroid. Recovery of HPA axis function is generally prompt and complete upon discontinuation of the drug. Infrequently, signs and symptoms of steroid withdrawal may occur, requiring supplemental systemic corticosteroids. Children may absorb proportionally larger amounts of topical corticosteroids and thus be more susceptible to systemic toxicity (See PRECAUTIONS: Pediatric Use). If irritation develops, topical corticosteroids should

be discontinued and appropriate therapy instituted. In the presence of dermatological infections, the use of an appropriate antifungal or antibacterial agent should be instituted. If a favorable response does not occur promptly, the corticosteroid should be discontinued until the infection has been adequately controlled.

Information for the Patient

Patients using topical corticosteroids should receive the following information and instructions:

1. This medication is to be used as directed by the physician. It is for external use only. Avoid contact with the eyes.
2. Patients should be advised not to use this medication for any disorder other than for which it was prescribed.
3. The treated skin area should not be bandaged or otherwise covered or wrapped as to be occlusive unless directed by the physician.
4. Patients should report any signs of local adverse reactions, especially under occlusive dressing.
5. Parents of pediatric patients should be advised not to use tight-fitting diapers or plastic pants on a child being treated in the diaper area, as these garments may constitute occlusive dressings.

Laboratory Tests

The following tests may be helpful in evaluating the HPA axis suppression:

Urinary free cortisol test
ACTH stimulation test

Carcinogenesis, Mutagenesis and Impairment of Fertility

Long-term animal studies have not been performed to evaluate the carcinogenic potential or the effect on fertility of topical corticosteroids.

Studies to determine mutagenicity with prednisolone and hydrocortisone have revealed negative results.

Pregnancy

Teratogenic effects:

Pregnancy Category C:

Corticosteroids are generally teratogenic in laboratory animals when administered systemically at relatively low dosage levels. The more potent corticosteroids have been shown to be teratogenic after dermal application in laboratory animals. There are no adequate and well-controlled studies in pregnant women on teratogenic effects from topically applied corticosteroids. Therefore, topical corticosteroids should be used during pregnancy only if the potential benefit justifies the potential risk to the fetus. Drugs of this class should not be used extensively on pregnant patients, in large amounts, or for prolonged periods of time.

Nursing Mothers

It is not known whether topical administration of corticosteroids could result in sufficient systemic absorption to produce detectable quantities in breast milk. Systemically administered corticosteroids are secreted into breast milk in quantities *not* likely to have a deleterious effect on the infant. Nevertheless, caution should be exercised when topical corticosteroids are administered to a nursing woman.

Pediatric Use

Pediatric patients may demonstrate greater susceptibility to topical corticosteroid-induced HPA axis suppression and Cushing's syndrome than mature patients because of a larger skin surface area to body weight ratio.

Hypothalamic-pituitary-adrenal (HPA) axis suppression, Cushing's syndrome, and intracranial hypertension have been reported in pediatric patients receiving topical corticosteroids. Manifestations of adrenal suppression in pediatric patients include linear growth retardation, delayed weight gain, low plasma cortisol levels, and absence of response to ACTH stimulation. Manifestations of intracranial hypertension include bulging fontanelles, headaches, and bilateral papilledema.

Administration of topical corticosteroids to pediatric patients should be limited to the least amount compatible with an effective therapeutic regimen. Chronic corticosteroid therapy may interfere with the growth and development of pediatric patients.

ADVERSE REACTIONS

The following local adverse reactions are reported infrequently with topical corticosteroids, but may occur more frequently with the use of occlusive dressings. These reactions are listed in an approximate decreasing order of occurrence: burning, itching, irritation, dryness, folliculitis, hypertrichosis, acneiform eruptions, hypopigmentation, perioral dermatitis, allergic contact dermatitis, maceration of the skin, secondary infection, skin atrophy, striae, and miliaria.

OVERDOSAGE

Topically applied corticosteroids can be absorbed in sufficient amounts to produce systemic effects (See PRECAUTIONS).

DOSAGE AND ADMINISTRATION

Topical corticosteroids are generally applied to the affected area as a thin film from two to four times daily depending on the severity of the condition. Occlusive dressings may be used for the management of psoriasis or recalcitrant conditions.

If an infection develops, the use of occlusive dressings should be discontinued and appropriate antimicrobial therapy instituted.

HOW SUPPLIED:

Cortyx Gel™ Gel is available as follows:
1 oz. (28 g) tube (NDC 85477-0309-28)

Do not use if tube seal is broken.

KEEP THIS AND ALL MEDICATION OUT OF THE REACH OF CHILDREN.

Store at 20-25°C (68-77°F) [see USP Controlled Room Temperature].

Cortyx Gel™ Gel


Manufactured in the USA for:

Oncora Pharma

Dallas, TX


For questions or information
call toll-free: **877-921-7873**

Rx only NDC: 85477-309-28




KEEP OUT OF REACH OF CHILDREN
FOR EXTERNAL USE ONLY. NOT FOR OPHTHALMIC USE.

Net Wt. 1 oz. (28g)



DIRECTIONS: Apply Cortyx Gel to the affected area as a thin film 2 to 4 times daily or as directed by a healthcare provider.
WARNINGS: Do not use this product if you are allergic to any of the ingredients. Avoid contact with eyes. If irritation or sensitivity occurs, or infection appears, discontinue use.
STORAGE: Store at 20°C-25°C (68°F-77°F). [See USP Controlled Room Temperature].
Active Ingredients: Hydrocortisone 2%
Inactive Ingredients: Water, PEG-8, Hydroxyethylcellulose, Phenoxyethanol, Ethylhexylglycerin, Sodium hydroxide, lactic acid.



3 85477 30928 4

Manufactured for:
Oncora Pharma
Dallas, TX, 75228

pdp

HYDROXYM

hydrocortisone gel

Product Information

Product Type	HUMAN PRESCRIPTION DRUG	Item Code (Source)	NDC:85477-309
Route of Administration	TOPICAL		

Active Ingredient/Active Moiety

Ingredient Name	Basis of Strength	Strength
HYDROCORTISONE (UNII: W4X0X7BPJ) (HYDROCORTISONE - UNII:W4X0X7BPJ)	HYDROCORTISONE	2 g in 100 g

Inactive Ingredients

Ingredient Name	Strength
WATER (UNII: 059QF0KO0R)	
PEG-8 (UNII: B697894SGQ)	
HYDROXYETHYLCELLULOSE (UNII: T4V6TWG28D)	
PHENOXYETHANOL (UNII: HIE492ZZ3T)	
ETHYLHEXYLGLYCERIN (UNII: 147D247K3P)	
SODIUM HYDROXIDE (UNII: 55X04QC32I)	
LACTIC ACID (UNII: 33X04XA5AT)	

Packaging

#	Item Code	Package Description	Marketing Start Date	Marketing End Date
1	NDC:85477-309-28	28 g in 1 TUBE; Type 0: Not a Combination Product	07/12/2023	

Marketing Information

Marketing Category	Application Number or Monograph Citation	Marketing Start Date	Marketing End Date
unapproved drug other		07/12/2023	

Labeler - Oncora Pharma, LLC (119482542)

Revised: 4/2026

Oncora Pharma, LLC