

## **BETAMETHASONE DIPROPIONATE - betamethasone dipropionate cream**

**Aurobindo Pharma Limited**

-----

### **Betamethasone Dipropionate Cream USP, 0.05%** **(Potency expressed as betamethasone)**

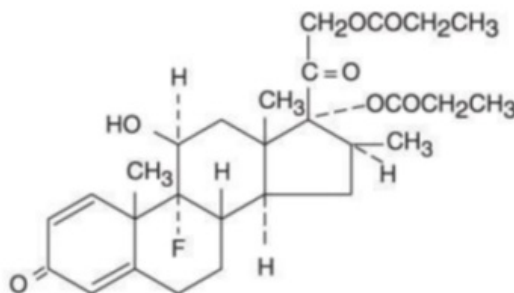
#### **Rx only**

FOR DERMATOLOGIC USE ONLY.  
NOT FOR OPHTHALMIC USE.

#### **DESCRIPTION:**

Betamethasone dipropionate cream, USP contains betamethasone dipropionate, USP, a synthetic adrenocorticosteroid, for dermatologic use. Betamethasone, an analog of prednisolone, has a high degree of glucocorticoid activity and a slight degree of mineralocorticoid activity.

Betamethasone dipropionate USP is a white to cream white powder freely soluble in acetone and in chloroform; sparingly soluble in alcohol; insoluble in water. Chemically, it is 9-fluoro-11 $\beta$ ,17,21-trihydroxy-16 $\beta$ -methylpregna-1,4-diene-3,20-dione 17,21-dipropionate. The structural formula is:



Molecular Formula: C<sub>28</sub>H<sub>37</sub>FO<sub>7</sub>

Molecular Weight: 504.60

Each gram of the 0.05% cream contains 0.64 mg betamethasone dipropionate, USP (equivalent to 0.5 mg betamethasone) in a soft, white to off-white, hydrophilic cream of cetostearyl alcohol, mineral oil, monobasic sodium phosphate (monohydrate), polyoxyl 20 cetostearyl ether, purified water, stearyl alcohol, white petrolatum; chlorocresol is present as a preservative.

#### **CLINICAL PHARMACOLOGY:**

Topical corticosteroids share anti-inflammatory, anti-pruritic and vasoconstrictive actions.

The mechanism of anti-inflammatory activity of the topical corticosteroids is unclear. Various laboratory methods, including vasoconstrictor assays, are used to compare and predict potencies and/or clinical efficacies of the topical corticosteroids. There is some evidence to suggest that a recognizable correlation exists between vasoconstrictor potency and therapeutic efficacy in man.

**Pharmacokinetics:** The extent of percutaneous absorption of topical corticosteroids is determined by many factors including the vehicle, the integrity of the epidermal barrier, and the use of occlusive dressings.

Topical corticosteroids can be absorbed from normal intact skin. Inflammation and/or other disease processes in the skin increase percutaneous absorption. Occlusive dressings substantially increase the percutaneous absorption of topical corticosteroids (See **DOSAGE AND ADMINISTRATION**).

Once absorbed through the skin, topical corticosteroids are handled through pharmacokinetic pathways similar to systemically administered corticosteroids. Corticosteroids are bound to plasma proteins in varying degrees. Corticosteroids are metabolized primarily in the liver and are then excreted by the kidneys. Some of the topical corticosteroids and their metabolites are also excreted into the bile.

## **INDICATIONS AND USAGE:**

Topical corticosteroids are indicated for the relief of the inflammatory and pruritic manifestations of corticosteroid-responsive dermatoses.

## **CONTRAINDICATIONS:**

Topical corticosteroids are contraindicated in those patients with a history of hypersensitivity to any of the components of the preparation.

## **PRECAUTIONS:**

### **General:**

Systemic absorption of topical corticosteroids has produced reversible hypothalamic-pituitary-adrenal (HPA) axis suppression, manifestations of Cushing's syndrome, hyperglycemia, and glucosuria in some patients.

Conditions which augment systemic absorption include the application of the more potent steroids, use over large surface areas, prolonged use, and the addition of occlusive dressings (See **DOSAGE AND ADMINISTRATION**).

Therefore, patients receiving a large dose of a potent topical steroid applied to a large surface area should be evaluated periodically for evidence of HPA axis suppression by using the urinary free cortisol and ACTH stimulation tests. If HPA axis suppression is noted, an attempt should be made to withdraw the drug, to reduce the frequency of application, or to substitute a less potent steroid.

Recovery of HPA axis function is generally prompt and complete upon discontinuation of the drug. Infrequently, signs and symptoms of steroid withdrawal may occur, requiring supplemental systemic corticosteroids.

Children may absorb proportionally larger amounts of topical corticosteroids and thus be more susceptible to systemic toxicity (See **PRECAUTIONS—Pediatric Use**). If irritation develops, topical corticosteroids should be discontinued and appropriate therapy instituted.

In the presence of dermatological infections, the use of an appropriate antifungal or antibacterial agent should be instituted. If a favorable response does not occur promptly, the corticosteroid should be discontinued until the infection has been adequately controlled.

### **Information for Patients:**

Patients using topical corticosteroids should receive the following information and instructions:

1. This medication is to be used as directed by the physician. It is for external use only. Avoid contact with the eyes.
2. Patients should be advised not to use this medication for any disorder other than that for which it was prescribed.
3. The treated skin area should not be bandaged or otherwise covered or wrapped as to be occlusive.
4. Patients should report any signs of local adverse reactions.
5. Parents of pediatric patients should be advised not to use tight-fitting diapers or plastic pants on a child being treated in the diaper area, as these garments may constitute occlusive dressings (See **DOSAGE AND ADMINISTRATION**).

### **Laboratory tests:**

The following tests may be helpful in evaluating HPA axis suppression:

Urinary free cortisol test

ACTH stimulation test

### **Carcinogenesis, Mutagenesis and Impairment of Fertility:**

Long-term animal studies have not been performed to evaluate the carcinogenic potential or the effect on fertility of topical corticosteroids.

Studies to determine mutagenicity with prednisolone and hydrocortisone have revealed negative results.

Corticosteroids are generally teratogenic in laboratory animals when administered systemically at relatively low dosage levels. The more potent corticosteroids have been shown to be teratogenic after dermal application in laboratory animals. There are no adequate and well-controlled studies in pregnant women on teratogenic effects from topically applied corticosteroids. Therefore, topical corticosteroids should be used during pregnancy only if the potential benefit justifies the potential risk to the fetus. Drugs of this class should not be used extensively on pregnant patients, in large amounts, or for prolonged periods of time.

### **Nursing Mothers:**

It is not known whether topical administration of corticosteroids could result in sufficient systemic absorption to produce detectable quantities in breast milk. Systemically administered corticosteroids are secreted into breast milk in quantities **not** likely to have a deleterious effect on the infant. Nevertheless, caution should be exercised when topical corticosteroids are administered to a nursing woman.

### **Pediatric Use:**

**Pediatric patients may demonstrate greater susceptibility to topical corticosteroid-induced HPA axis suppression and Cushing's syndrome than mature patients because of a larger skin surface area to body weight ratio.**

Hypothalamic-pituitary-adrenal (HPA) axis suppression, Cushing's syndrome, and intracranial hypertension have been reported in children receiving topical corticosteroids. Manifestations of adrenal suppression in children include linear growth retardation, delayed weight gain, low plasma cortisol levels, and absence of response to ACTH stimulation. Manifestations of intracranial hypertension include bulging fontanelles, headaches, and bilateral papilledema.

Administration of topical corticosteroids to pediatric patients should be limited to the least amount compatible with an effective therapeutic regimen. Chronic corticosteroid therapy may interfere with the growth and development of children.

### **ADVERSE REACTIONS:**

The following local adverse reactions are reported infrequently when betamethasone dipropionate products are used as recommended in the **DOSAGE AND ADMINISTRATION** section. These reactions are listed in an approximate decreasing order of occurrence: burning, itching, irritation, dryness, folliculitis, hypertrichosis, acneiform eruptions, hypopigmentation, perioral dermatitis, allergic contact dermatitis, maceration of the skin, secondary infections, skin atrophy, striae and miliaria.

Systemic absorption of topical corticosteroids has produced reversible hypothalamic-pituitary-adrenal (HPA) axis suppression, manifestations of Cushing's syndrome,

hyperglycemia and glucosuria in some patients.

### **OVERDOSAGE:**

Topically applied corticosteroids can be absorbed in sufficient amounts to produce systemic effects (See **PRECAUTIONS**).

### **DOSAGE AND ADMINISTRATION:**

Apply a thin film of betamethasone dipropionate cream to the affected skin areas once daily. In some cases, twice daily dosage may be necessary.

If an infection develops, appropriate antimicrobial therapy should be instituted.

Betamethasone dipropionate products should not be used with occlusive dressings.

### **HOW SUPPLIED:**

Betamethasone Dipropionate Cream USP, 0.05% is supplied as follows:

15 g tubes                      NDC 59651-891-14

45 g tubes                      NDC 59651-891-46

Store at 20° to 25°C (68° to 77°F); excursions permitted to 15° to 30°C (59° to 86°F).  
Protect from light and freezing.

Distributed by:

**Aurobindo Pharma USA, Inc.**  
279 Princeton-Hightstown Road  
East Windsor, NJ 08520

Manufactured by:

**Aurobindo Pharma Limited**  
Hyderabad-500 032, India

Issued: September 2024

### **PACKAGE LABEL.PRINCIPAL DISPLAY PANEL - 15 g Tube Label**

NDC 59651-891-14

**Rx only**

**Betamethasone Dipropionate Cream, USP**

**0.05%**

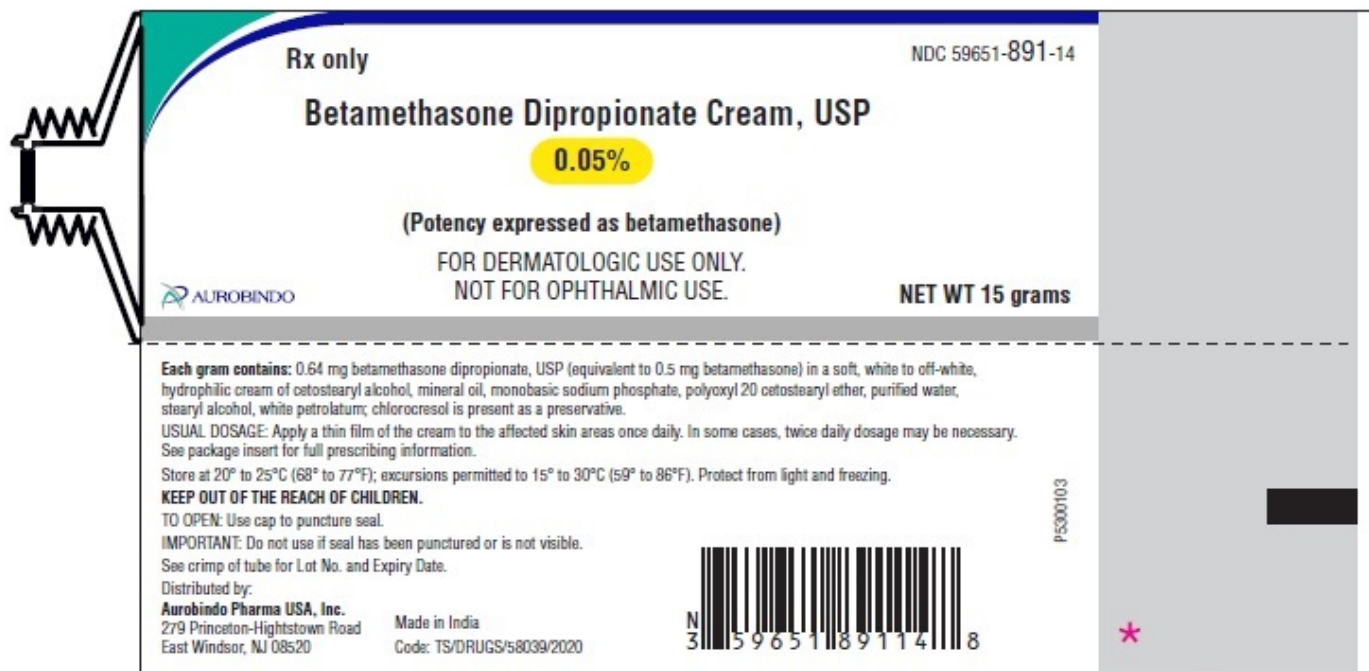
**(Potency expressed as betamethasone)**

**FOR DERMATOLOGIC USE ONLY.**

NOT FOR OPHTHALMIC USE.

**AUROBINDO**

**NET WT 15 grams**



\* { EXP: YYYY-MMM  
LOT: XXXXXXXXXX

Batch Details Shall  
be embossed During  
Online packaging

## PACKAGE LABEL.PRINCIPAL DISPLAY PANEL - 15 g Tube Carton Label

NDC 59651-891-14

**Rx only**

**Betamethasone Dipropionate Cream, USP**

**0.05%**

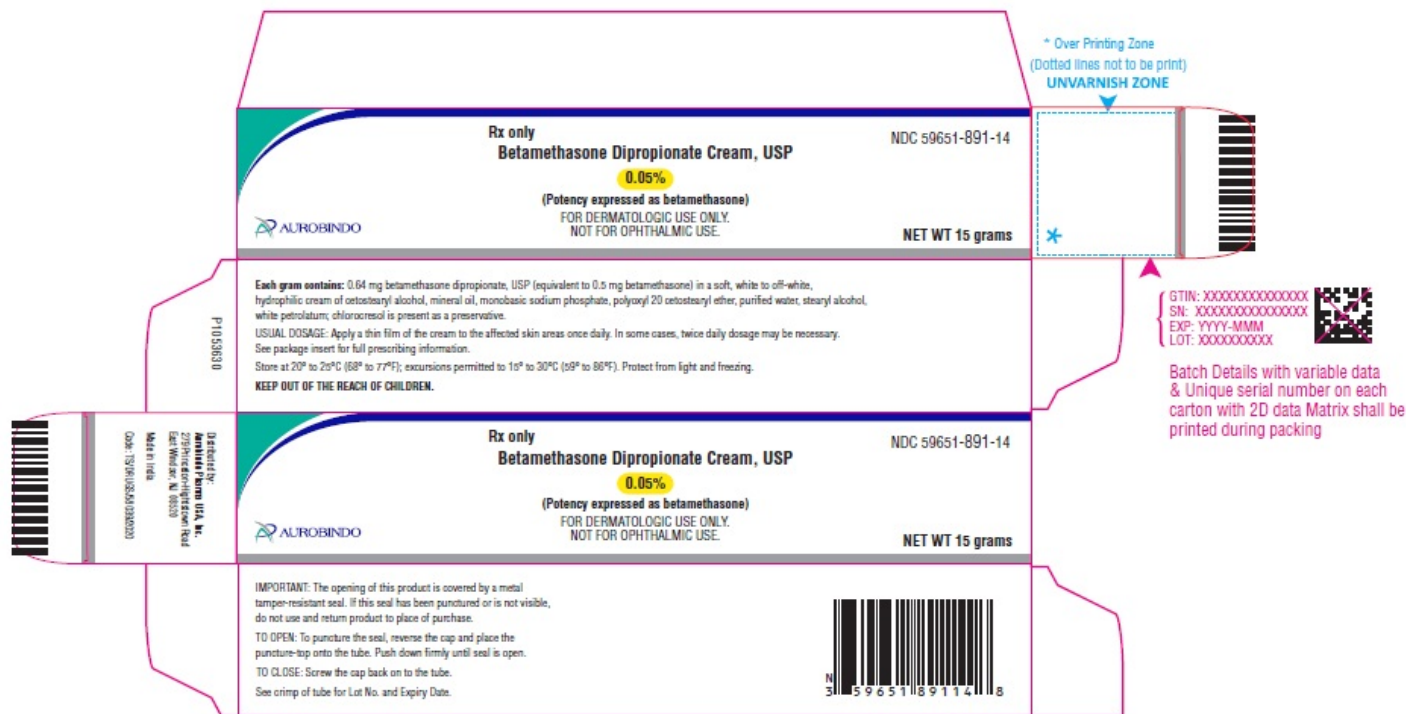
**(Potency expressed as betamethasone)**

FOR DERMATOLOGIC USE ONLY.

NOT FOR OPHTHALMIC USE.

**AUROBINDO**

**NET WT 15 grams**



## BETAMETHASONE DIPROPIONATE

betamethasone dipropionate cream

### Product Information

Product Type	HUMAN PRESCRIPTION DRUG	Item Code (Source)	NDC:59651-891
Route of Administration	TOPICAL		

### Active Ingredient/Active Moiety

Ingredient Name	Basis of Strength	Strength
<b>BETAMETHASONE DIPROPIONATE</b> (UNII: 826Y60901U) (BETAMETHASONE - UNII:9842X06Q6M)	BETAMETHASONE	0.5 mg in 1 g

### Inactive Ingredients

Ingredient Name	Strength
<b>CETOSTEARYL ALCOHOL</b> (UNII: 2DMT128M1S)	
<b>MINERAL OIL</b> (UNII: T5L8T28FGP)	
<b>SODIUM PHOSPHATE, MONOBASIC, MONOHYDRATE</b> (UNII: 593YOG76RN)	
<b>POLYOXYL 20 CETOSTEARYL ETHER</b> (UNII: YRC528SWUY)	
<b>WATER</b> (UNII: 059QF0KO0R)	
<b>STEARYL ALCOHOL</b> (UNII: 2KR89I4H1Y)	
<b>WHITE PETROLATUM</b> (UNII: B6E5W8RQJ4)	
<b>CHLOROCRESOL</b> (UNII: 36W5307109)	

## Product Characteristics

<b>Color</b>	WHITE (white to off-white)	<b>Score</b>	
<b>Shape</b>		<b>Size</b>	
<b>Flavor</b>		<b>Imprint Code</b>	
<b>Contains</b>			

## Packaging

#	Item Code	Package Description	Marketing Start Date	Marketing End Date
1	NDC:59651-891-14	1 in 1 CARTON	01/26/2026	
1		15 g in 1 TUBE; Type 0: Not a Combination Product		
2	NDC:59651-891-46	1 in 1 CARTON	01/26/2026	
2		45 g in 1 TUBE; Type 0: Not a Combination Product		

## Marketing Information

Marketing Category	Application Number or Monograph Citation	Marketing Start Date	Marketing End Date
ANDA	ANDA219348	01/26/2026	

**Labeler** - Aurobindo Pharma Limited (650082092)

## Establishment

Name	Address	ID/FEI	Business Operations
APL HEALTHCARE LIMITED		878100017	ANALYSIS(59651-891) , MANUFACTURE(59651-891)

Revised: 1/2026

Aurobindo Pharma Limited