

CLEVIPREX- clevidipine emulsion

Fresenius Kabi Austria GmbH

HIGHLIGHTS OF PRESCRIBING INFORMATION

These highlights do not include all the information needed to use Cleviprex safely and effectively. See full prescribing information for Cleviprex.

Cleviprex (clevidipine) injectable emulsion, for intravenous use

Initial U.S. Approval: 2008

INDICATIONS AND USAGE

Cleviprex is a dihydropyridine calcium channel blocker indicated for the reduction of blood pressure when oral therapy is not feasible or not desirable. (1)

DOSAGE AND ADMINISTRATION

For intravenous use: Cleviprex is intended for intravenous use. Titrate Cleviprex to achieve the desired blood pressure reduction. Individualize dosage depending on the blood pressure response of the patient and the goal blood pressure. (2.2)

Monitoring: Monitor blood pressure and heart rate during infusion, and until vital signs stabilize. (2.1)

Initial dose: Initiate intravenous infusion of Cleviprex at 1- 2 mg/hour. (2.2)

Dose titration: Double the dose at short (90 second) intervals initially. As the blood pressure approaches goal, increase the dose by less than doubling and lengthen the time between dose adjustments to every 5-10 minutes. An approximately 1-2 mg/hour increase will generally produce an additional 2-4 mmHg decrease in systolic pressure. (2.2)

Maintenance dose: Most patients will achieve the desired therapeutic response at approximately 4-6 mg/hour. Severe hypertension is likely to require higher doses. (2.2)

Maximum dose: Most patients have received maximum doses of 16 mg/hour or less. There is limited experience with short-term dosing as high as 32 mg/hour. Because of lipid load restrictions, no more than 1000 mL or an average of 21 mg/hour of Cleviprex infusion is recommended per 24 hour period. There is little experience beyond 72 hours at any dose. (2.2)

DOSAGE FORMS AND STRENGTHS

Injectable Emulsion. Single-use vials. 50 mL, or 100 mL, or 250 mL. Concentration is 0.5 mg/mL. (3)

CONTRAINDICATIONS

Cleviprex is contraindicated in patients with:

- Allergy to soy or eggs (4.1)
- Defective lipid metabolism (4.2)
- Severe aortic stenosis (4.3)

WARNINGS AND PRECAUTIONS

- Maintain aseptic technique. Discard unused portion 12 hours after stopper puncture. (5.1)
- Hypotension and reflex tachycardia are potential consequences of rapid upward titration of Cleviprex. (5.2)
- Dihydropyridine calcium channel blockers can produce negative inotropic effects and exacerbate heart failure. Monitor heart failure patients carefully. (5.4)
- Cleviprex gives no protection against the effects of abrupt beta-blocker withdrawal. (5.5)
- Patients who receive prolonged Cleviprex infusions and are not transitioned to other antihypertensive therapies should be monitored for the possibility of rebound hypertension for at least 8 hours after the infusion is stopped. (5.6)

ADVERSE REACTIONS

Most common adverse reactions (>2%) are headache, nausea, and vomiting. (6.1)

To report SUSPECTED ADVERSE REACTIONS, contact The Medicines Company at 1-888-977-MDCO (6326) or FDA at 1-800-FDA-1088 or www.fda.gov/medwatch.

DRUG INTERACTIONS

At clinically relevant concentrations, clevidipine and its metabolites do not inhibit or induce any CYP450 enzymes. The potential of clevidipine to interact with other drugs is low. (7)

-----**USE IN SPECIFIC POPULATIONS**-----

Pediatric use: Safety and effectiveness of Cleviprex in children under 18 years of age have not been established. (8.4)

See 17 for PATIENT COUNSELING INFORMATION.

Revised: 11/2016

FULL PRESCRIBING INFORMATION: CONTENTS*

1 INDICATIONS AND USAGE

2 DOSAGE AND ADMINISTRATION

- 2.1 Monitoring
- 2.2 Recommended Dosing
- 2.3 Instructions for Administration

3 DOSAGE FORMS AND STRENGTHS

4 CONTRAINDICATIONS

- 4.1 Known Allergy
- 4.2 Defective Lipid Metabolism
- 4.3 Severe Aortic Stenosis

5 WARNINGS AND PRECAUTIONS

- 5.1 Need for Aseptic Technique
- 5.2 Hypotension and Reflex Tachycardia
- 5.3 Lipid Intake
- 5.4 Negative Inotropy
- 5.5 Beta-Blocker Withdrawal
- 5.6 Rebound Hypertension
- 5.7 Pheochromocytoma

6 ADVERSE REACTIONS

- 6.1 Clinical Trials Experience
- 6.2 Post-Marketing and Other Clinical Experience

7 DRUG INTERACTIONS

8 USE IN SPECIFIC POPULATIONS

- 8.1 Pregnancy
- 8.2 Labor and Delivery
- 8.3 Nursing Mothers
- 8.4 Pediatric Use
- 8.5 Geriatric Use

10 OVERDOSAGE

11 DESCRIPTION

12 CLINICAL PHARMACOLOGY

- 12.1 Mechanism of Action
- 12.2 Pharmacodynamics
- 12.3 Pharmacokinetics

13 NONCLINICAL TOXICOLOGY

- 13.1 Carcinogenesis, Mutagenesis, Impairment of Fertility
- 13.3 Developmental Toxicology

14 CLINICAL STUDIES

- 14.1 Perioperative Hypertension
- 14.2 Severe Hypertension

14.3 Essential Hypertension

16 HOW SUPPLIED/STORAGE AND HANDLING

17 PATIENT COUNSELING INFORMATION

* Sections or subsections omitted from the full prescribing information are not listed.

FULL PRESCRIBING INFORMATION

1 INDICATIONS AND USAGE

Cleviprex is indicated for the reduction of blood pressure when oral therapy is not feasible or not desirable.

2 DOSAGE AND ADMINISTRATION

2.1 Monitoring

Monitor blood pressure and heart rate continually during infusion, and then until vital signs are stable. Patients who receive prolonged Cleviprex infusions and are not transitioned to other antihypertensive therapies should be monitored for the possibility of rebound hypertension for at least 8 hours after the infusion is stopped. These patients may need follow-up adjustments in blood pressure control.

2.2 Recommended Dosing

Cleviprex is intended for intravenous use. Titrate drug to achieve the desired blood pressure reduction. Individualize dosage depending on the blood pressure to be obtained and the response of the patient.

Initial dose: Initiate the intravenous infusion of Cleviprex at 1-2 mg/hour.

Dose titration: The dose may be doubled at short (90 second) intervals initially. As the blood pressure approaches goal, the increase in doses should be less than doubling and the time between dose adjustments should be lengthened to every 5-10 minutes. An approximately 1-2 mg/hour increase will generally produce an additional 2-4 mmHg decrease in systolic pressure.

Maintenance dose: The desired therapeutic response for most patients occurs at doses of 4-6 mg/hour. Patients with severe hypertension may require doses up to 32 mg/hour, but there is limited experience at this dose rate.

Maximum dose: Most patients were treated with maximum doses of 16 mg/hour or less. There is limited short-term experience with doses up to 32 mg/hour. Because of lipid load restrictions, no more than 1000 mL or an average of 21 mg/hour of Cleviprex infusion is recommended per 24 hour period. In clinical trials, 55 hypertensive patients were treated with >500mL of Cleviprex infusion per 24 hour period. There is little experience with infusion durations beyond 72 hours at any dose.

Transition to an oral antihypertensive agent: Discontinue Cleviprex or titrate downward while appropriate oral therapy is established. When an oral antihypertensive agent is

being instituted, consider the lag time of onset of the oral agent's effect. Continue blood pressure monitoring until desired effect is achieved.

Special populations: Special populations were not specifically studied. In clinical trials, 78 patients with abnormal hepatic function (one or more of the following: elevated serum bilirubin, AST/SGOT, ALT/SGPT) and 121 patients with moderate to severe renal impairment were treated with Cleviprex. An initial Cleviprex infusion rate of 1-2 mg/hour is appropriate in these patients.

Table 1 is a guideline for dosing conversion from mg/hour to mL/hour.

Table 1. Dose conversion

Dose (mg/hour)	Dose (mL/hour)
1	2
2	4
4	8
6	12
8	16
10	20
12	24
14	28
16	32
18	36
20	40
22	44
24	48
26	52
28	56
30	60
32	64

2.3 Instructions for Administration

Maintain aseptic technique while handling Cleviprex. Cleviprex is a single-use parenteral product. Do not use if contamination is suspected. Once the stopper is punctured, use within 12 hours and discard any unused portion.

Cleviprex is supplied in sterile, pre-mixed, ready-to-use 50 mL, or 100 mL, or 250 mL vials. Invert vial gently several times before use to ensure uniformity of the emulsion prior to administration. Inspect parenteral drug products for particulate matter and discoloration prior to administration whenever solution and container permit. Administer Cleviprex using an infusion device allowing calibrated infusion rates. Commercially available standard plastic cannulae may be used to administer the infusion. Administer Cleviprex by a central line or a peripheral line.

Cleviprex should not be administered in the same line as other medications.

Cleviprex should not be diluted, but it can be administered with the following:

- Water for Injection, USP
- Sodium Chloride (0.9%) Injection, USP

- Dextrose (5%) Injection, USP
- Dextrose (5%) in Sodium Chloride (0.9%) Injection, USP
- Dextrose (5%) in Ringers Lactate Injection, USP
- Lactated Ringers Injection, USP
- 10% amino acid

3 DOSAGE FORMS AND STRENGTHS

Cleviprex is a sterile, milky white injectable emulsion for intravenous use, available in the following configurations:

- 50 mL single use vial with 0.5 mg/mL clevidipine
- 100 mL single use vial with 0.5 mg/mL clevidipine
- 250 mL single use vial with 0.5 mg/mL clevidipine

4 CONTRAINDICATIONS

4.1 Known Allergy

Cleviprex is contraindicated in patients with allergies to soybeans, soy products, eggs, or egg products.

4.2 Defective Lipid Metabolism

Cleviprex is contraindicated in patients with defective lipid metabolism such as pathologic hyperlipemia, lipoid nephrosis, or acute pancreatitis if it is accompanied by hyperlipidemia.

4.3 Severe Aortic Stenosis

Cleviprex is contraindicated in patients with severe aortic stenosis because afterload reduction can be expected to reduce myocardial oxygen delivery.

5 WARNINGS AND PRECAUTIONS

5.1 Need for Aseptic Technique

Use aseptic technique and discard any unused product within 12 hours of stopper puncture [see *Dosage and Administration (2.3)*].

5.2 Hypotension and Reflex Tachycardia

Cleviprex may produce systemic hypotension and reflex tachycardia. If either occurs, decrease the dose of Cleviprex. There is limited experience with short-duration therapy with beta-blockers as a treatment for Cleviprex-induced tachycardia. Beta-blocker use for this purpose is not recommended.

5.3 Lipid Intake

Cleviprex contains approximately 0.2 g of lipid per mL (2.0 kcal). Lipid intake restrictions may be necessary for patients with significant disorders of lipid metabolism. For these

patients, a reduction in the quantity of concurrently administered lipids may be necessary to compensate for the amount of lipid infused as part of the Cleviprex formulation.

5.4 Negative Inotropy

Dihydropyridine calcium channel blockers can produce negative inotropic effects and exacerbate heart failure. Monitor heart failure patients carefully.

5.5 Beta-Blocker Withdrawal

Cleviprex is not a beta-blocker, does not reduce heart rate, and gives no protection against the effects of abrupt beta-blocker withdrawal. Beta-blockers should be withdrawn only after a gradual reduction in dose.

5.6 Rebound Hypertension

Patients who receive prolonged Cleviprex infusions and are not transitioned to other antihypertensive therapies should be monitored for the possibility of rebound hypertension for at least 8 hours after the infusion is stopped.

5.7 Pheochromocytoma

There is no information to guide use of Cleviprex in treating hypertension associated with pheochromocytoma.

6 ADVERSE REACTIONS

The following risk is discussed elsewhere in the labeling:

- Hypotension and Reflex Tachycardia [*see Warnings and Precautions (5.2)*]

6.1 Clinical Trials Experience

Cleviprex clinical development included 19 studies, with 99 healthy subjects and 1307 hypertensive patients who received at least one dose of clevidipine (1406 total exposures). Clevidipine was evaluated in 15 studies in hypertensive patients: 1099 patients with perioperative hypertension, 126 with severe hypertension and 82 patients with essential hypertension.

The desired therapeutic response was achieved at doses of 4-6 mg/hour. Cleviprex was infused for <24 hours in the majority of patients (n=1199); it was infused as a continuous infusion in an additional 93 patients for durations between 24 and 72 hours.

Because clinical trials are conducted under widely varying conditions, adverse reaction rates observed in the clinical trials of a drug cannot be directly compared to rates in the clinical trials of another drug and may not reflect the rates observed in practice.

Perioperative Hypertension

The placebo-controlled experience with Cleviprex in the perioperative setting was both small and brief (about 30 minutes). Table 2 shows treatment-emergent adverse reactions and the category of “any common adverse event” in ESCAPE-1 and ESCAPE-2 where the rate on Cleviprex exceeded the rate on placebo by at least 5% (common adverse reactions).

Table 2. Common adverse reactions in placebo-controlled perioperative studies.

	ESCAPE-1		ESCAPE-2	
	CLV N=53(%)	PBO N=51(%)	CLV N=61(%)	PBO N=49(%)
Any common adverse event	27 (51%)	21 (41%)	32 (53%)	24 (49%)
Acute renal failure	5 (9%)	1 (2%)	--	--
Atrial fibrillation	--	--	13 (21%)	6 (12%)
Nausea	--	--	13 (21%)	6 (12%)

Three randomized, parallel, open-label studies called ECLIPSE, with longer exposure in cardiac surgery patients define the adverse reactions for patients with perioperative hypertension. Each ECLIPSE study compared Cleviprex (n=752) to an active comparator: nitroglycerin (NTG, n=278), sodium nitroprusside (SNP, n=283), or nicardipine (NIC, n=193). The pooled mean maximum dose in these studies was 10 mg/hour and the mean duration of treatment was 8 hours.

There were many adverse events associated with the operative procedure in the clinical studies of Cleviprex and relatively few plausibly related to the drugs used to lower blood pressure. Thus, the ability to differentiate the adverse event profile between treatments is limited. The adverse events observed within one hour of the end of the infusion were similar in patients who received Cleviprex and in those who received comparator agents. There was no adverse reaction that was more than 2% more common on Cleviprex than on the average of all comparators.

Serious Adverse Events and Discontinuation – Perioperative Hypertension Studies

The incidence of adverse events leading to study drug discontinuation in patients with perioperative hypertension receiving Cleviprex was 5.9% versus 3.2% for all active comparators. For patients receiving Cleviprex and all active comparators the incidence of serious adverse events within one hour of drug infusion discontinuation was similar.

Severe Hypertension

The adverse events for patients with severe hypertension are based on an uncontrolled study in patients with severe hypertension (VELOCITY, n=126).

The common adverse reactions for Cleviprex in severe hypertension included headache (6.3%), nausea (4.8%), and vomiting (3.2%). The incidence of adverse events leading to study drug discontinuation for Cleviprex in severe hypertension was 4.8%.

Less Common Adverse Reactions in Patients with Severe or Essential Hypertension

Adverse reactions that were reported in <1% of patients with severe or essential hypertension included:

Cardiac: myocardial infarction, cardiac arrest

Nervous system: syncope

Respiratory: dyspnea

6.2 Post-Marketing and Other Clinical Experience

Because adverse reactions are reported voluntarily from a population of uncertain size,

it is not always possible to estimate reliably their frequency or to establish a causal relationship to drug exposure. The following adverse reactions have been identified during post-approval use of Cleviprex: increased blood triglycerides, ileus, hypersensitivity, hypotension, nausea, decreased oxygen saturation (possible pulmonary shunting) and reflex tachycardia.

7 DRUG INTERACTIONS

No clinical drug interaction studies were conducted. Clevidipine and its major dihydropyridine metabolite do not have the potential for blocking or inducing any CYP enzyme.

8 USE IN SPECIFIC POPULATIONS

8.1 Pregnancy

Pregnancy Category C

There are no adequate and well-controlled studies of Cleviprex use in pregnant women. In animal studies, clevidipine caused increases in maternal and fetal mortality and length of gestation. Cleviprex should be used during pregnancy only if the potential benefit justifies the potential risk to the fetus.

There was decreased fetal survival when pregnant rats and rabbits were treated with clevidipine during organogenesis at doses 0.7 times (on a body surface area basis) the maximum recommended human dose (MRHD) in rats and 2 times the MRHD in rabbits.

In pregnant rats dosed with clevidipine during late gestation and lactation, there were dose-related increases in maternal mortality, length of gestation and prolonged parturition at doses greater than or equal to 1/6 of the MRHD based on body surface area. When offspring of these dams were mated, they had a conception rate lower than that of controls. Clevidipine has been shown to cross the placenta in rats [*see Nonclinical Toxicology (13.3)*].

8.2 Labor and Delivery

Cleviprex in the labor and delivery setting has not been established as safe and effective. Other calcium channel blockers suppress uterine contractions in humans. Pregnant rats treated with clevidipine during late gestation had an increased rate of prolonged parturition.

8.3 Nursing Mothers

It is not known whether clevidipine is excreted in human milk. Because many drugs are excreted in human milk, consider possible infant exposure when Cleviprex is administered to a nursing woman.

8.4 Pediatric Use

The safety and effectiveness of Cleviprex in children under 18 years of age have not been established.

8.5 Geriatric Use

Of the 1406 subjects (1307 with hypertension) treated with Cleviprex in clinical studies, 620 were ≥ 65 years of age and 232 were ≥ 75 years of age. No overall differences in safety or effectiveness were observed between these and younger patients. Other reported clinical experience has not identified differences in responses between the elderly and younger patients. In general, for an elderly patient doses should be titrated cautiously, usually starting at the low end of the dosing range, reflecting the greater frequency of decreased hepatic, renal or cardiac function, and of concomitant disease or other drug therapy.

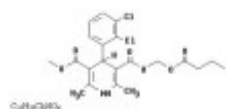
10 OVERDOSAGE

There has been no experience of overdose in human clinical trials. In clinical trials, doses of Cleviprex up to 106 mg/hour or 1153 mg maximum total dose were administered. The expected major effects of overdose would be hypotension and reflex tachycardia.

Discontinuation of Cleviprex leads to a reduction in antihypertensive effects within 5 to 15 minutes [see *Clinical Pharmacology (12.2)*]. In case of suspected overdose, Cleviprex should be discontinued immediately and the patient's blood pressure should be supported.

11 DESCRIPTION

Cleviprex is a sterile, milky-white emulsion containing 0.5 mg/mL of clevidipine suitable for intravenous administration. Clevidipine is a dihydropyridine calcium channel blocker. Chemically, the active substance, clevidipine, is butyroxymethyl methyl 4-(2',3'-dichlorophenyl)-1,4-dihydro-2,6-dimethyl-3,5-pyridinedicarboxylate. It is a racemic mixture with a molecular weight of 456.3 g/mol. Each enantiomer has equipotent antihypertensive activity. The structure and formula are:



Clevidipine is practically insoluble in water and is formulated in an oil-in-water emulsion. In addition to the active ingredient, clevidipine, Cleviprex contains soybean oil (200 mg/mL), glycerin (22.5 mg/mL), purified egg yolk phospholipids (12 mg/mL), oleic acid (0.3 mg/mL), disodium edetate (0.05 mg/mL), and sodium hydroxide to adjust pH. Cleviprex has a pH of 6.0 – 8.0 and is a ready-to-use emulsion.

12 CLINICAL PHARMACOLOGY

12.1 Mechanism of Action

Clevidipine is a dihydropyridine L-type calcium channel blocker. L-type calcium channels mediate the influx of calcium during depolarization in arterial smooth muscle. Experiments in anesthetized rats and dogs show that clevidipine reduces mean arterial

blood pressure by decreasing systemic vascular resistance. Clevidipine does not reduce cardiac filling pressure (pre-load), confirming lack of effects on the venous capacitance vessels.

12.2 Pharmacodynamics

Cleviprex is titrated to the desired reduction in blood pressure. The effect of Cleviprex appears to plateau at approximately 25% of baseline systolic pressure. The infusion rate for which half the maximal effect is observed is approximately 10 mg/hour.

Onset of Effect: In the perioperative patient population, Cleviprex produces a 4-5% reduction in systolic blood pressure within 2-4 minutes after starting a 0.4 mcg/kg/min infusion (approximately 1-2 mg/hr).

Maintenance of Effect: In studies up to 72 hours of continuous infusion, there was no evidence of tolerance or hysteresis.

Offset of Effect: In most patients, full recovery of blood pressure is achieved in 5-15 minutes after the infusion is stopped.

In studies up to 72 hours of continuous infusion, in patients that were not transitioned to other antihypertensive therapies, there was some evidence of rebound hypertension following Cleviprex discontinuation.

Hemodynamics: Cleviprex causes a dose-dependent decrease in systemic vascular resistance.

Heart Rate: An increase in heart rate is a normal response to vasodilation and decrease in blood pressure; in some patients these increases in heart rate may be pronounced [see *Warnings and Precautions (5.2)*].

Electrophysiologic Effects: In healthy volunteers, clevidipine or its major carboxylic acid metabolite, at therapeutic and supratherapeutic concentrations (approximately 2.8 times steady-state), did not prolong cardiac repolarization.

12.3 Pharmacokinetics

Clevidipine is rapidly distributed and metabolized resulting in a very short half life. The arterial blood concentration of clevidipine declines in a multi-phasic pattern following termination of the infusion. The initial phase half-life is approximately 1 minute, and accounts for 85-90% of clevidipine elimination. The terminal half-life is approximately 15 minutes.

Distribution: Clevidipine is >99.5% bound to proteins in plasma at 37°C. The steady-state volume of distribution was determined to be 0.17 L/kg in arterial blood.

Metabolism and Elimination: Clevidipine is rapidly metabolized by hydrolysis of the ester linkage, primarily by esterases in the blood and extravascular tissues, making its elimination unlikely to be affected by hepatic or renal dysfunction. The primary metabolites are the carboxylic acid metabolite and formaldehyde formed by hydrolysis of the ester group. The carboxylic acid metabolite is inactive as an antihypertensive. This metabolite is further metabolized by glucuronidation or oxidation to the corresponding pyridine derivative. The clearance of the primary dihydropyridine metabolite is 0.03 L/h/kg and the terminal half-life is approximately 9 hours.

In vitro studies show that clevidipine and its metabolite at the concentrations achieved in

clinical practice will not inhibit or induce any CYP enzyme.

In a clinical study with radiolabeled clevidipine, 83% of the drug was excreted in urine and feces. The major fraction, 63-74% is excreted in the urine, 7-22% in the feces. More than 90% of the recovered radioactivity is excreted within the first 72 hours of collection.

13 NONCLINICAL TOXICOLOGY

13.1 Carcinogenesis, Mutagenesis, Impairment of Fertility

Clevidipine displayed positive genotoxic potential *in vitro* in the Ames test, mouse lymphoma thymidine kinase locus assay, and chromosomal aberration assay, but not *in vivo* in the mouse micronucleus test. Formaldehyde, a metabolite of clevidipine, a known genotoxicant *in vitro* and a probable human carcinogen, appears to be at least partially responsible for the positive *in vitro* results. Long-term studies for evaluation of carcinogenic potential have not been performed with clevidipine due to the intended short-term duration of human use. There were no adverse effects on fertility or mating behavior of male rats at clevidipine doses of up to 55 mg/kg/day, approximately equivalent to the maximum recommended human dose (MRHD) of 504 mg/day (21 mg/hour x 24 hours) on a body surface area basis. Female rats demonstrated pseudopregnancy and changes in estrus cycle at doses as low as 13 mg/kg/day (about 1/4th the MRHD); however, doses of up to 55 mg/kg/day did not affect mating performance or fertility.

13.3 Developmental Toxicology

When pregnant rats were dosed with clevidipine during late gestation and lactation, there were dose-related increases in mortality, length of gestation and prolonged parturition at dose levels as low as 13 mg/kg/day (about 1/4th the maximum recommended human dose of 504 mg/day (21 mg/hour x 24 hours) on a body surface area basis). When offspring of these dams were mated, they had a conception rate lower than that of controls. Clevidipine crosses the placental membrane in this species and doses of 35 or more mg/kg/day (about 0.7 times the MRHD) administered during organogenesis adversely affected fetal survival. Fetal survival was also adversely affected when pregnant rabbits were treated during organogenesis with 55 mg/kg/day (about twice the MRHD on a body surface area basis).

14 CLINICAL STUDIES

14.1 Perioperative Hypertension

Cleviprex was evaluated in two double-blind, randomized, parallel, placebo-controlled, multicenter trials of cardiac surgery patients—pre-operative use in ESCAPE-1 (n=105) and post-operative use in ESCAPE-2 (n=110). Patients were undergoing coronary artery bypass grafting, with or without valve replacement. Inclusion in ESCAPE-1 required a systolic pressure \geq 160 mmHg. In ESCAPE-2, the entry criterion was systolic pressure of \geq 140 mmHg within 4 hours of the completed surgery. The mean baseline blood pressure was 178/77 mmHg in ESCAPE -1 and 150/71 mmHg in ESCAPE-2. The population of both studies included 27% females and 47% patients older than age 65.

Cleviprex was infused in ESCAPE-1 preoperatively for 30 minutes, until treatment failure, or until induction of anesthesia, whichever came first. Cleviprex was infused in ESCAPE-2 postoperatively for a minimum of 30 minutes unless alternative therapy was required. The maximum infusion time allowed in the ESCAPE studies was 60 minutes.

In both studies infusion of Cleviprex was started at a dose of 1- 2 mg/hour and was titrated upwards, as tolerated, in doubling increments every 90 seconds up to an infusion rate of 16 mg/hour in order to achieve the desired blood pressure-lowering effect. At doses above 16 mg/hour, increments were 7 mg/hour. The average Cleviprex infusion rate in ESCAPE-1 was 15.3 mg/hour and in ESCAPE-2 it was 5.1 mg/hour. The mean duration of exposure in the same ESCAPE studies was 30 minutes for the Cleviprex-treated patients.

Approximately 4% of Cleviprex-treated subjects in ESCAPE-1 and 41% in ESCAPE-2 were on concomitant vasodilators during the first 30 minutes of Cleviprex administration.

Cleviprex lowered blood pressure within 2-4 minutes. The change in systolic blood pressure over 30 minutes for ESCAPE-1 (preoperative) and ESCAPE-2 (postoperative) are shown in Figure 1 and 2.

Figure 1. Mean change in systolic blood pressure (mmHg) during 30-minute infusion, ESCAPE-1 (preoperative)

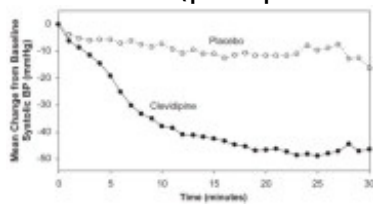
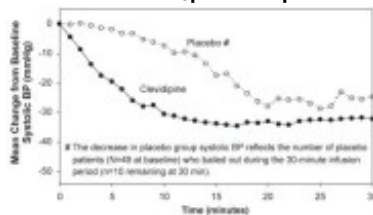


Figure 2. Mean change in systolic blood pressure (mmHg) during 30-minute infusion, ESCAPE-2 (postoperative)



The change in heart rate over 30 minutes for ESCAPE-1 (preoperative) and ESCAPE-2 (postoperative) are shown in Figure 3 and 4.

Figure 3. Mean change in heart rate (bpm) during 30-minute infusion, ESCAPE-1 (preoperative)

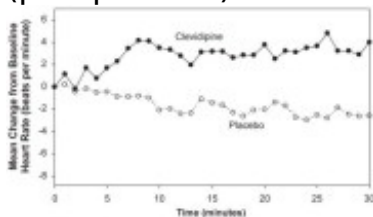
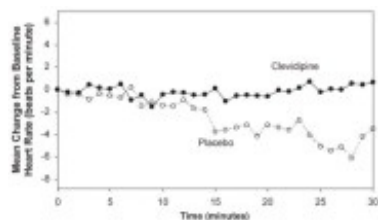


Figure 4. Mean change in heart rate (bpm) during 30-minute infusion, ESCAPE-2 (postoperative)



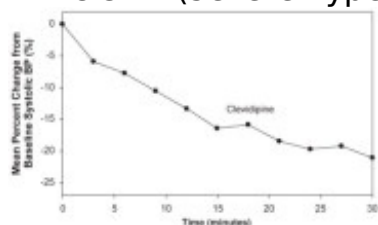
In three Phase 3 open-label clinical trials (ECLIPSE), 1512 patients were randomized to receive Cleviprex, nitroglycerin (perioperative hypertension), sodium nitroprusside (perioperative hypertension), or nicardipine (postoperative hypertension), for the treatment of hypertension in cardiac surgery. The mean exposure in the ECLIPSE studies was 8 hours at 4.5 mg/hour for the 752 patients who were treated with Cleviprex. Blood pressure control was assessed by measuring the magnitude and duration of SBP excursions outside the predefined pre- and post-operative SBP target range of 75-145 mmHg and the predefined intra-operative SBP range of 65-135 mmHg. In general, blood pressure control was similar with the four treatments.

14.2 Severe Hypertension

Cleviprex was evaluated in an open-label, uncontrolled clinical trial (VELOCITY) in 126 patients with severe hypertension (SBP >180 mmHg or diastolic blood pressure [DBP] >115 mmHg). Cleviprex infusion was initiated at 2 mg/hour and up-titrated every 3 minutes, doubling up to a maximum dose of 32 mg/hour as required to achieve a prespecified target blood pressure range within 30 minutes (primary endpoint). The transition to oral antihypertensive therapy was assessed for up to 6 hours following cessation of Cleviprex infusion.

The blood pressure effect in this study is shown in Figure 5. The average infusion rate was 9.5 mg/hour. The mean duration of Cleviprex exposure was 21 hours.

Figure 5. Mean percent change in SBP (%) during the first 30 minutes of infusion, VELOCITY (severe hypertension)



Oral antihypertensive therapy was instituted 1 hour prior to the anticipated cessation of Cleviprex infusion. Transition to oral antihypertensive therapy within 6 hours after discontinuing Cleviprex infusion was successful in 91% (115/126) of patients. No patient had IV antihypertensive therapy reinstated following transition to oral therapy.

14.3 Essential Hypertension

Cleviprex was evaluated in a randomized, placebo-controlled, single-blind, parallel 72-hour continuous infusion study in 61 mild to moderate essential hypertensives. The mean baseline blood pressure was 151/86 mmHg.

Subjects were randomized to placebo or to 2, 4, 8, or 16 mg/hour. Doses above 2 mg/hour were started at 2 mg/hour and force-titrated in 2-fold increments at 3-minute intervals. Blood pressure, heart rate, and blood levels of clevidipine were measured during the infusion period. Blood levels were monitored 1 hour after the infusion was

discontinued. Blood pressure and heart rate were monitored for 8 hours and also at 96 hours after the termination of infusion. Systolic blood pressure effect was related to the concentration of clevidipine and plateaued at higher measured concentrations, with the maximal effect estimated at 25% of baseline systolic blood pressure. The estimated infusion rate necessary to achieve half of this maximal effect was approximately 10 mg/hour.

16 HOW SUPPLIED/STORAGE AND HANDLING

Cleviprex (clevidipine) injectable emulsion is supplied as a sterile, milky white liquid emulsion product in single-use glass vials at a concentration of 0.5 mg/mL of clevidipine.

NDC 65293-005-50: 50 mL vial

NDC 65293-005-00: 100 mL vial

NDC 65293-005-25: 250 mL vial

Storage

Leave vials in cartons until use. Clevidipine is photosensitive and storage in cartons protects against photodegradation. Protection from light during administration is not required.

Store vials refrigerated at 2-8°C (36-46°F). *Do not freeze.* Vials in cartons may be transferred to 25°C (77°F, USP controlled room temperature) for a period not to exceed 2 months. Upon transfer to room temperature, mark vials in cartons "This product was removed from the refrigerator on / / date. It must be used or discarded 2 months after this date or the labeled expiration date (whichever date comes first)." Do not return to refrigerated storage after beginning room temperature storage.

Handling

Maintain aseptic technique while handling Cleviprex. Cleviprex is a single-use parenteral product that contains 0.005% disodium edetate to inhibit the rate of growth of microorganisms, for up to 12 hours, in the event of accidental contamination. However, Cleviprex can still support the growth of microorganisms, as it is not an antimicrobially preserved product under USP standards. Do not use if contamination is suspected. Once the stopper is punctured, use within 12 hours and discard any unused portion.

Cleviprex inhibits microbial growth for up to 12 hours, as demonstrated by test data for representative USP microorganisms, staphylococcus epidermidis and serratiamarcescens.

17 PATIENT COUNSELING INFORMATION

- Advise patients with underlying hypertension that they require continued follow up for their medical condition, and, if applicable, encourage patients to continue taking their oral antihypertensive medication(s) as directed.
- Advise patients to contact a healthcare professional immediately for any of the following signs of a new hypertensive emergency: neurological symptoms, visual changes, or evidence of congestive heart failure.

Manufactured by:

Fresenius Kabi Austria GmbH, Graz, Austria

Marketed by:

The Medicines Company
Parsippany, New Jersey 07054

For information call: 888-977-MDCO (6326)

US Patent 5,856,346

US Patent 5,739,152

TMC [PN 1220-3 (November 08, 2013)]

M088834/04 USA

Package Label - Principal Display Panel - 25mg/50mL Vial Label

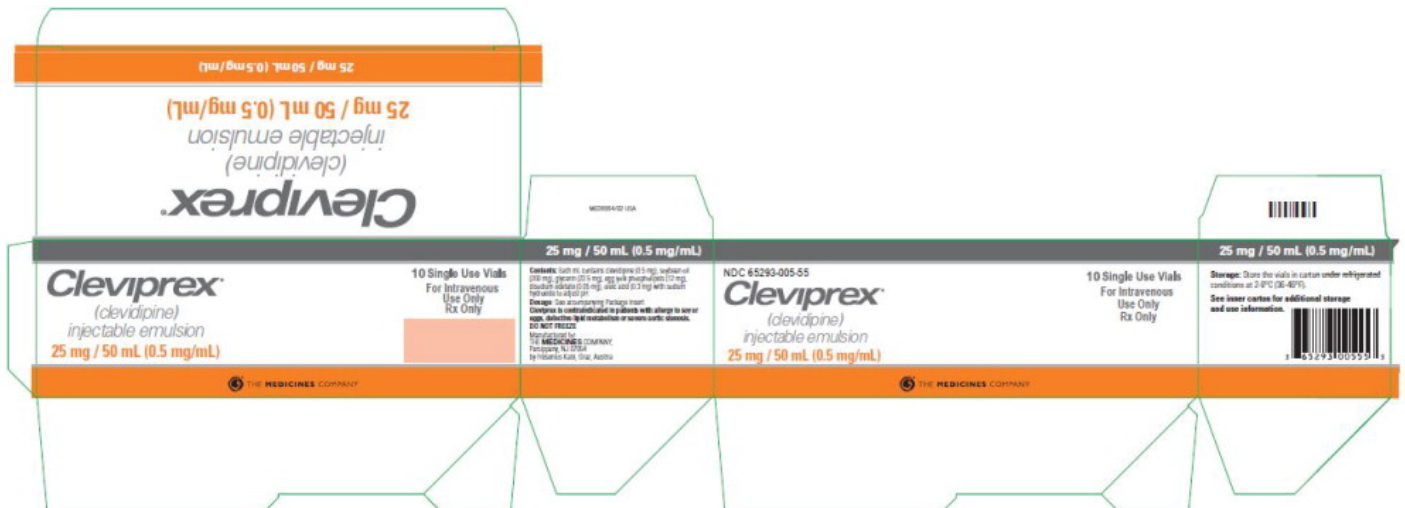
The image shows a principal display panel for a 25mg/50mL vial of Cleviprex. The panel is divided into several sections:

- Top Section (Yellow):** Contains the product name "Cleviprex®" in large black font, followed by "(clevipidine) injectable emulsion" in smaller black font, and "25 mg / 50 mL (0.5 mg/mL)" in orange font. The "Cleviprex®" logo is also present in reverse below this section.
- Center Section (Orange):** Features the text "For Intravenous Use Only" in white. Below this is a white box with a red border containing a list of instructions and warnings:
 - Contains EDTA which inhibits microbial growth up to 12 hours opening
 - Do not use if contamination is suspected
 - Contamination can cause life-threatening illness
 - Use strict aseptic technique
 - Begin use promptly after opening
 - Once spiked, use or discard within 12 hours
 - Time vial spiked: -
 - Single patient use -
 - discard unused portion
- Right Section (White):** Contains storage and handling instructions:
 - Store vials in carton to protect from light until administration.
 - Do not re-refrigerate.
 - Store refrigerated at 2-8°C (36-46°F).
 - Vials in cartons may be stored for up to 12 months at room temperature (25°C or 77°F).
 - After 2 months of date indicated on carton or labeled to expiration date (whichever date comes first), vials should be discarded.
- Bottom Section (Orange):** Contains the instruction "Invert Vial Gently Several Times Before Use" in white.
- Left Section (White):** Contains a barcode and the number "69-293-005-50".
- Bottom Left Section (White):** Contains detailed information:
 - NDC 65293-005-50
 - In Other Countries: See accompanying package insert.
 - Cleviprex is contraindicated for patients with allergy to any of the ingredients or to any of the other drugs in this class.
 - Contains sodium cromoglycate 0.5 mg and sodium glycerol phosphate 0.5 mg per 5 mL (100 mg, 100 mg, and 100 mg) with sodium hydroxide to adjust pH.
 - **DO NOT FREEZE**
 - Manufactured by THE MEDICINES COMPANY, Parsippany, NJ 07054.
- Bottom Right Section (White):** Contains a green circular logo and the text "M088835/04 USA", "LOT:", and "EXP:".

Package Label - Principal Display Panel - 25mg/50mL Inner Carton



Package Label - Principal Display Panel - 25mg/50mL Outer Carton



Package Label - Principal Display Panel - 50mg/100mL Vial Label

Cleviprex®
(clevidipine) injectable emulsion
50 mg / 100 mL (0.5 mg/mL)

Cleviprex®
NDC 65293-005-00

For Intravenous Use Only

100 mL Single Use Vial

100 mL Single Use Vial

Invert Vial Gently Several Times Before Use

Do not re-ventilate. Store vials in carton to protect from light until administration.

Store refrigerated at 2-8°C (36-46°F). Vials in cartons may be stored for up to 2 months at room temperature (25°C or 77°F). After 2 months of date indicated on carton or labeled expiration date (whichever date occurs first), vials should be discarded.

Do not re-ventilate. Store vials in carton to protect from light until administration.

LOT: EXP:

MO88832/04 USA

Caution:

- Contains EDTA which inhibits microbial growth up to 12 hours
- Do not use if contamination is suspected
- Contamination can cause life-threatening illness
- Use strict aseptic technique
- Begin use promptly after opening
- Once spiked, use or discard within 12 hours
- Time vial spiked:
- Single patient use – discard unused portion

Rx Only
Dosing: See accompanying Package Insert

Caution: Also contraindicated in patients with allergy to soy or eggs, defective lipid metabolism or severe aortic stenosis.

Contents: Each mL contains clevidipine (0.5 mg), soybean oil (240 mg), glycerol (22.5 mg), egg yolk phospholipids (17 mg), disodium edta (0.05 mg), citric acid (0.3 mg) with sodium hydroxide to adjust pH.

DO NOT FREEZE


Manufactured for THE MEDICINES COMPANY, Parsippany, NJ 07054 by Fresenius Kabi, Graz, Austria

65293-005-00


Package Label - Principal Display Panel - 50mg/100mL Inner Carton



Package Label - Principal Display Panel - 50mg/100mL Outer Carton



Package Label - Principal Display Panel - 125mg/250mL Vial Label



Package Label - Principal Display Panel - 125mg/250mL Inner Carton



Package Label - Principal Display Panel - 125mg/250mL Outer Carton



CLEVIPREX

clevidipine emulsion

Product Information

Product Type	HUMAN PRESCRIPTION DRUG	Item Code (Source)	NDC:18124-011
Route of Administration	INTRAVENOUS		

Active Ingredient/Active Moiety

Ingredient Name	Basis of Strength	Strength
CLEVIDIPINE (UNII: 19O2GP3B7Q) (CLEVIDIPINE - UNII:19O2GP3B7Q)	CLEVIDIPINE	0.5 mg in 1 mL

Inactive Ingredients

Ingredient Name	Strength
SOYBEAN OIL (UNII: 241ATL177A)	
GLYCERIN (UNII: PDC6A3C0OX)	
EGG PHOSPHOLIPIDS (UNII: 1Z74184RGV)	
OLEIC ACID (UNII: 2UMI9U37CP)	
EDETATE DISODIUM (UNII: 7FLD91C86K)	
SODIUM HYDROXIDE (UNII: 55X04QC32I)	

Product Characteristics

Color	white (Milky)	Score	
Shape		Size	
Flavor		Imprint Code	
Contains			

Packaging

#	Item Code	Package Description	Marketing Start Date	Marketing End Date
1	NDC:18124-011-50	10 in 1 CARTON	09/15/2008	
1		1 in 1 CARTON		
1		50 mL in 1 VIAL, SINGLE-USE; Type 0: Not a Combination Product		
2	NDC:18124-011-00	10 in 1 CARTON	09/15/2008	
2		1 in 1 CARTON		
2		100 mL in 1 VIAL, SINGLE-USE; Type 0: Not a Combination Product		
3	NDC:18124-011-25	4 in 1 CARTON	09/15/2008	
3		1 in 1 CARTON		
3		250 mL in 1 VIAL, SINGLE-USE; Type 0: Not a Combination Product		

Marketing Information

Marketing Category	Application Number or Monograph Citation	Marketing Start Date	Marketing End Date
NDA	NDA022156	09/15/2008	

Labeler - Fresenius Kabi Austria GmbH (303448575)

Establishment

Name	Address	ID/FEI	Business Operations
Fresenius Kabi Austria GmbH		303448575	API Manufacture(18124-011) , manufacture(18124-011)

Revised: 11/2022

Fresenius Kabi Austria GmbH