

**BROMFENAC- bromfenac solution/ drops**  
**Fosun Pharma USA Inc.**

-----

**HIGHLIGHTS OF PRESCRIBING INFORMATION**

These highlights do not include all the information needed to use **BROMFENAC OPTHALMIC SOLUTION** safely and effectively. See full prescribing information for **BROMFENAC OPTHALMIC SOLUTION**

**BROMFENAC ophthalmic solution**

**Initial U.S. Approval: 1997**

----- **INDICATIONS AND USAGE** -----

Bromfenac ophthalmic solution is a nonsteroidal anti-inflammatory drug (NSAID) indicated for the treatment of postoperative inflammation and reduction of ocular pain in patients who have undergone cataract extraction. (1)

----- **DOSAGE AND ADMINISTRATION** -----

Instill one drop into the affected eye(s) once daily beginning 1 day prior to surgery, continued on the day of surgery and through the first 14 days post-surgery. (2)

----- **DOSAGE FORMS AND STRENGTHS** -----

Topical ophthalmic solution: bromfenac 0.09% ( 3).

----- **WARNINGS AND PRECAUTIONS** -----

- Sulfite Allergic Reactions ( 5.1)
- Slow or Delayed Healing ( 5.2)
- Potential for cross-sensitivity ( 5.3)
- Increase bleeding of ocular tissues ( 5.4)
- Corneal effects including keratitis ( 5.5)
- Contact Lens Wear ( 5.6)

----- **ADVERSE REACTIONS** -----

The most commonly reported adverse reactions in 2-7% of patients were abnormal sensation in eye, conjunctival hyperemia and eye irritation (including burning/stinging) ( 6.1)

**To report SUSPECTED ADVERSE REACTIONS, contact Fosun Pharma USA Inc. at 1-866-611-3762 or FDA at 1-800-FDA-1088 or [www.fda.gov/medwatch](http://www.fda.gov/medwatch).**  
**See 17 for PATIENT COUNSELING INFORMATION.**

**Revised: 11/2019**

---

**FULL PRESCRIBING INFORMATION: CONTENTS\***

**1 INDICATIONS AND USAGE**

**2 DOSAGE AND ADMINISTRATION**

2.1 Recommended Dosing

2.2 Use with Other Topical Ophthalmic Medications

**3 DOSAGE FORMS AND STRENGTHS**

## **4 CONTRAINDICATIONS**

## **5 WARNINGS AND PRECAUTIONS**

- 5.1 Sulfite Allergic Reactions
- 5.2 Slow or Delayed Healing
- 5.3 Potential for Cross-Sensitivity
- 5.4 Increased Bleeding Time
- 5.5 Keratitis and Corneal Reactions

## **6 ADVERSE REACTIONS**

- 6.1 Clinical Trial Experience
- 6.2 Post-Marketing Experience

## **8 USE IN SPECIFIC POPULATIONS**

- 8.1 Pregnancy
- 8.3 Nursing Mothers
- 8.4 Pediatric Use
- 8.5 Geriatric Use

## **11 DESCRIPTION**

## **12 CLINICAL PHARMACOLOGY**

- 12.1 Mechanism of Action
- 12.3 Pharmacokinetics

## **13 NONCLINICAL TOXICOLOGY**

- 13.1 Carcinogenesis, Mutagenesis, Impairment of Fertility

## **14 CLINICAL STUDIES**

- 14.1 Ocular inflammation and pain following cataract surgery

## **16 HOW SUPPLIED/STORAGE AND HANDLING**

## **17 PATIENT COUNSELING INFORMATION**

- 17.1 Slowed or Delayed Healing
- 17.2 Sterility of Dropper Tip
- 17.3 Concomitant Use of Contact Lenses
- 17.4 Concomitant Topical Ocular Therapy

\* Sections or subsections omitted from the full prescribing information are not listed.

---

## **FULL PRESCRIBING INFORMATION**

### **1 INDICATIONS AND USAGE**

Bromfenac ophthalmic solution 0.09% is indicated for the treatment of postoperative inflammation and reduction of ocular pain in patients who have undergone cataract surgery.

### **2 DOSAGE AND ADMINISTRATION**

#### **2.1 Recommended Dosing**

For the treatment of postoperative inflammation in patients who have undergone cataract extraction, one drop of Bromfenac ophthalmic solution should be applied to the affected eye(s) once daily beginning 1 day prior to cataract surgery, continued on the

day of surgery, and through the first 14 days of the postoperative period.

## **2.2 Use with Other Topical Ophthalmic Medications**

Bromfenac Ophthalmic Solution ophthalmic solution may be administered in conjunction with other topical ophthalmic medications such as alpha-agonists, beta-blockers, carbonic anhydrase inhibitors, cycloplegics, and mydriatics. Drops should be administered at least 5 minutes apart.

## **3 DOSAGE FORMS AND STRENGTHS**

Topical ophthalmic solution: bromfenac 0.09%.

## **4 CONTRAINDICATIONS**

None.

## **5 WARNINGS AND PRECAUTIONS**

### **5.1 Sulfite Allergic Reactions**

Contains sodium sulfite, a sulfite that may cause allergic-type reactions including anaphylactic symptoms and life-threatening or less severe asthmatic episodes in certain susceptible people. The overall prevalence of sulfite sensitivity in the general population is unknown and probably low. Sulfite sensitivity is seen more frequently in asthmatic than in non-asthmatic people.

### **5.2 Slow or Delayed Healing**

All topical nonsteroidal anti-inflammatory drugs (NSAIDs) may slow or delay healing. Topical corticosteroids are also known to slow or delay healing. Concomitant use of topical NSAIDs and topical steroids may increase the potential for healing problems.

### **5.3 Potential for Cross-Sensitivity**

There is the potential for cross-sensitivity to acetylsalicylic acid, phenylacetic acid derivatives, and other NSAIDs. Therefore, caution should be used when treating individuals who have previously exhibited sensitivities to these drugs.

### **5.4 Increased Bleeding Time**

With some NSAIDs, there exists the potential for increased bleeding time due to interference with platelet aggregation. There have been reports that ocularly applied NSAIDs may cause increased bleeding of ocular tissues (including hyphemas) in conjunction with ocular surgery.

It is recommended that Bromfenac ophthalmic solution be used with caution in patients with known bleeding tendencies or who are receiving other medications which may prolong bleeding time.

## 5.5 Keratitis and Corneal Reactions

Use of topical NSAIDs may result in keratitis. In some susceptible patients, continued use of topical NSAIDs may result in epithelial breakdown, corneal thinning, corneal erosion, corneal ulceration or corneal perforation. These events may be sight threatening. Patients with evidence of corneal epithelial breakdown should immediately discontinue use of topical NSAIDs and should be closely monitored for corneal health.

Post-marketing experience with topical NSAIDs suggests that patients with complicated ocular surgeries, corneal denervation, corneal epithelial defects, diabetes mellitus, ocular surface diseases (e.g., dry eye syndrome), rheumatoid arthritis, or repeat ocular surgeries within a short period of time may be at increased risk for corneal adverse events which may become sight threatening. Topical NSAIDs should be used with caution in these patients.

Post-marketing experience with topical NSAIDs also suggests that use more than 24 hours prior to surgery or use beyond 14 days post surgery may increase patient risk for the occurrence and severity of corneal adverse events.

## 6 ADVERSE REACTIONS

### 6.1 Clinical Trial Experience

The most commonly reported adverse experiences reported following use of bromfenac after cataract surgery include: abnormal sensation in eye, conjunctival hyperemia, eye irritation (including burning/stinging), eye pain, eye pruritus, eye redness, headache, and iritis. These events were reported in 2 to 7% of patients.

### 6.2 Post-Marketing Experience

The following events have been identified during post-marketing use of bromfenac ophthalmic solution 0.09% in clinical practice. Because they are reported voluntarily from a population of unknown size, estimates of frequency cannot be made. The events, which have been chosen for inclusion due to either their seriousness, frequency of reporting, possible causal connection to topical bromfenac ophthalmic solution 0.09% or a combination of these factors, include corneal erosion, corneal perforation, corneal thinning, and epithelial breakdown. *[see Warnings and Precautions (5)]*

## 8 USE IN SPECIFIC POPULATIONS

### 8.1 Pregnancy

**Teratogenic Effects : Pregnancy Category C.** Reproduction studies performed in rats at oral doses up to 0.9 mg/kg/day (1300 times the recommended human ophthalmic dose [RHOD]) and in rabbits at oral doses up to 7.5 mg/kg/day (11,000

times RHOD) revealed no evidence of teratogenicity due to bromfenac. However, 0.9 mg/kg/day in rats caused embryo-fetal lethality, increased neonatal mortality, and reduced postnatal growth. Pregnant rabbits treated with 7.5 mg/kg/day caused increased post-implantation loss.

There are no adequate and well-controlled studies in pregnant women. Because animal reproduction studies are not always predictive of human response, this drug should be used during pregnancy only if the potential benefit justifies the potential risk to the fetus.

### **Nonteratogenic Effects:**

Because of the known effects of prostaglandin biosynthesis-inhibiting drugs on the fetal cardiovascular system (closure of ductus arteriosus), the use of Bromfenac ophthalmic solution during late pregnancy should be avoided.

### **8.3 Nursing Mothers**

Caution should be exercised when Bromfenac ophthalmic solution is administered to a nursing woman.

### **8.4 Pediatric Use**

Safety and efficacy in pediatric patients below the age of 18 have not been established.

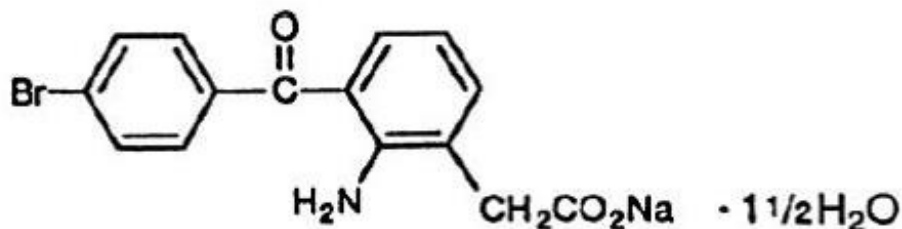
### **8.5 Geriatric Use**

There is no evidence that the efficacy or safety profiles for Bromfenac ophthalmic solution differ in patients 65 years of age and older compared to younger adult patients.

## **11 DESCRIPTION**

Bromfenac ophthalmic solution 0.09% is a sterile, topical, nonsteroidal anti-inflammatory drug (NSAID) for ophthalmic use. Each mL of Bromfenac ophthalmic solution contains 1.035 mg bromfenac sodium (equivalent to 0.9 mg bromfenac free acid). Bromfenac sodium is designated chemically as sodium 2-amino-3-(4-bromobenzoyl) phenylacetate sesquihydrate, with an empirical formula of  $C_{15}H_{11}BrNNaO_3 \cdot 1\frac{1}{2}H_2O$ . The structural formula for bromfenac sodium is:

bromfenac-structure.jpg



Bromfenac sodium is a yellow to orange crystalline powder. The molecular weight of bromfenac sodium is 383.17. Bromfenac

ophthalmic solution is supplied as a sterile aqueous 0.09% solution, with a pH of 8.3. The osmolality of Bromfenac ophthalmic solution is approximately 300 mOsmol/kg.

### **Each mL of Bromfenac ophthalmic solution contains:**

**Active:** bromfenac sodium hydrate 0.1035%

**Preservative:** benzalkonium chloride (0.05 mg/mL)

**Inactives:** boric acid, disodium edetate (0.2 mg/mL), polysorbate 80 (1.5 mg/mL), povidone (20 mg/mL), sodium borate, sodium

sulfite anhydrous (2 mg/mL), sodium hydroxide to adjust pH and water for injection, USP.

## **12 CLINICAL PHARMACOLOGY**

### **12.1 Mechanism of Action**

Bromfenac is a nonsteroidal anti-inflammatory drug (NSAID) that has anti-inflammatory activity. The mechanism of its action is thought to be due to its ability to block prostaglandin synthesis by inhibiting cyclooxygenase 1 and 2.

Prostaglandins have been shown in many animal models to be mediators of certain kinds of intraocular inflammation. In studies performed in animal eyes, prostaglandins have been shown to produce disruption of the blood-aqueous humor barrier, vasodilation, increased vascular permeability, leukocytosis, and increased intraocular pressure.

### **12.3 Pharmacokinetics**

The plasma concentration of bromfenac following ocular administration of 0.09% Bromfenac ophthalmic solution in humans is unknown. Based on the maximum proposed dose of one drop to the eye (0.045 mg) and PK information from other routes of administration, the systemic concentration of bromfenac is estimated to be below the limit of quantification (50 ng/mL) at steady-state in humans.

## **13 NONCLINICAL TOXICOLOGY**

### **13.1 Carcinogenesis, Mutagenesis, Impairment of Fertility**

Long-term carcinogenicity studies in rats and mice given oral doses of bromfenac up to 0.6 mg/kg/day (900 times the recommended human ophthalmic dose [RHOD] of 1.67 mcg/kg in 60 kg person on a mg/kg/basis, assuming 100% absorbed) and 5 mg/kg/day (7500 times RHOD), respectively revealed no significant increases in tumor incidence.

Bromfenac did not show mutagenic potential in various mutagenicity studies, including the reverse mutation, chromosomal aberration, and micronucleus tests.

Bromfenac did not impair fertility when administered orally to male and female rats at doses up to 0.9mg/kg/day and 0.3 mg/kg/day, respectively (1300 and 450 times RHOD, respectively).

## **14 CLINICAL STUDIES**

### **14.1 Ocular inflammation and pain following cataract surgery**

Clinical efficacy was evaluated in three randomized, double-masked, placebo-controlled trials in which subjects requiring cataract surgery were assigned to Bromfenac ophthalmic solution or placebo. Patients were dosed with one drop per eye starting the day before surgery and continuing for 14 days. The primary endpoint was clearing of ocular inflammation by day 15. An additional efficacy endpoint was the number of patients who were pain free on day 1 after cataract surgery.

In 2 of the 3 studies, Bromfenac ophthalmic solution had statistically significant higher incidence of completely clearing inflammation (46% to 47% vs. 25% to 29%) and also had a statistically significant higher incidence of subjects that were pain free at day 1 post cataract surgery (83% to 89% vs. 51% to 71%).

## **16 HOW SUPPLIED/STORAGE AND HANDLING**

Bromfenac ophthalmic solution 0.09% is supplied in a 5 ml Screw neck bottle (White LDPE) with a Nozzle (White LDPE) Screw cap (Grey color- HDPE) as follows:

1.7 mL in 5 mL container (NDC 72266-142-01)

## **STORAGE**

Store at 15° to 25°C (59° to 77°F).

## **17 PATIENT COUNSELING INFORMATION**

### **17.1 Slowed or Delayed Healing**

Patients should be advised of the possibility that slow or delayed healing may occur while using NSAIDs.

### **17.2 Sterility of Dropper Tip**

Patients should be advised to not touch dropper tip to any surface, as this may contaminate the contents.

### **17.3 Concomitant Use of Contact Lenses**

Contact lenses should not be worn during the use of this product.

### **17.4 Concomitant Topical Ocular Therapy**

If more than one topical ophthalmic medication is being used, the medicines should be administered at least 5 minutes apart.

### **Distributed by:**

Fosun Pharma USA Inc.

Princeton, NJ 08540

Made in India.

November 2019

LEA-020309-00

## **PACKAGE LABEL.PRINCIPAL DISPLAY PANEL**

**Bromfenac Ophthalmic Solution-0.09%**



## Carton Label

### bromfenac-carton.jpg

GTIN: 00372266142016


CAR-009975-00

NDC 72266-142-01

**Bromfenac**  
Ophthalmic  
Solution

**0.09%**

(ONCE DAILY)  
**For Topical Application  
in the Eye**



1.7 mL **Rx Only**

**FOSUNPHARMA**

Each mL of bromfenac ophthalmic solution contains:

**Active:**  
bromfenac 0.9 mg (bromfenac sodium hydrate 1.035 mg).

**Preservative:**  
benzalkonium chloride 0.05 mg.

**Inactives:** boric acid, disodium edetate, polysorbate 80, povidone K-30, sodium borate, sodium sulfite anhydrous, sodium hydroxide may be used to adjust pH and water for injection.

This product is sterile when manufactured and should be dispensed in the original unopened container. Instruct patient on precautions to avoid contamination.


**Note:** This package contains 1.7 mL in a 5 mL bottle

NDC 72266-142-01

**Bromfenac**  
Ophthalmic  
Solution

**0.09%**

(ONCE DAILY)  
**For Topical Application  
in the Eye**




1.7 mL **Rx Only**

**FOSUNPHARMA**

**USUAL DOSAGE:**  
Instill one drop into the affected eye(s) once daily beginning 1 day prior to surgery, continued on the day of surgery and through the first 14 days post-surgery. See accompanying prescribing information.

**STORAGE:** Store at 15° to 25°C (59° to 77°F).

**Distributed by:**  
Fosun Pharma USA Inc.  
Princeton, NJ 08540  
Made in India  
Code No.: AP/DRUGS/103/97



N 3 | 72266 14201 6

## Container Label

### bromfenac-label.jpg

NDC 72266-142-01

**Bromfenac**  
Ophthalmic Solution

**0.09%**

(ONCE DAILY)  
**For Topical Application in the Eye**  
1.7 mL

**FOSUNPHARMA** **Rx Only**

**STORAGE:**  
Store at 15° to 25°C (59° to 77°F).

**Distributed by:**  
Fosun Pharma  
USA Inc.  
Princeton,  
NJ 08540  
Made in India

**Code No.:**  
AP/DRUGS/103/97



(01)00372266142016

LAB-020720-00  
GTIN 00372266142016

**LOT :** (To be printed online)  
**EXP:** 16 x 10 mm

↑  
Un varnish area for  
Batch details

## BROMFENAC

bromfenac solution/ drops

### Product Information

<b>Product Type</b>	HUMAN PRESCRIPTION DRUG	<b>Item Code (Source)</b>	NDC:72266-142
<b>Route of Administration</b>	OPHTHALMIC		

**Active Ingredient/Active Moiety**

<b>Ingredient Name</b>	<b>Basis of Strength</b>	<b>Strength</b>
<b>BROMFENAC SODIUM</b> (UNII: 8ECV571Y37) (BROMFENAC - UNII:864P0921DW)	BROMFENAC	0.9 mg in 1 mL

**Inactive Ingredients**

<b>Ingredient Name</b>	<b>Strength</b>
<b>BENZALKONIUM CHLORIDE</b> (UNII: F5UM2KM3W7)	0.05 mg in 1 mL
<b>BORIC ACID</b> (UNII: R57ZHV85D4)	
<b>EDETATE DISODIUM</b> (UNII: 7FLD91C86K)	
<b>POLYSORBATE 80</b> (UNII: 6OZP39ZG8H)	
<b>POVIDONE K30</b> (UNII: U725QWY32X)	
<b>SODIUM BORATE</b> (UNII: 91MBZ8H3QO)	
<b>SODIUM HYDROXIDE</b> (UNII: 55X04QC32I)	
<b>SODIUM SULFITE</b> (UNII: VTK01UQK3G)	
<b>WATER</b> (UNII: 059QF0KO0R)	

**Packaging**

<b>#</b>	<b>Item Code</b>	<b>Package Description</b>	<b>Marketing Start Date</b>	<b>Marketing End Date</b>
1	NDC:72266-142-01	1 in 1 CARTON	07/06/2020	
1		1.7 mL in 1 BOTTLE, DROPPER; Type 0: Not a Combination Product		

**Marketing Information**

<b>Marketing Category</b>	<b>Application Number or Monograph Citation</b>	<b>Marketing Start Date</b>	<b>Marketing End Date</b>
ANDA	ANDA211029	07/06/2020	

**Labeler** - Fosun Pharma USA Inc. (080920998)

Revised: 5/2024

Fosun Pharma USA Inc.