

PREPIDIL- dinoprostone gel
Pharmacia & Upjohn Company LLC

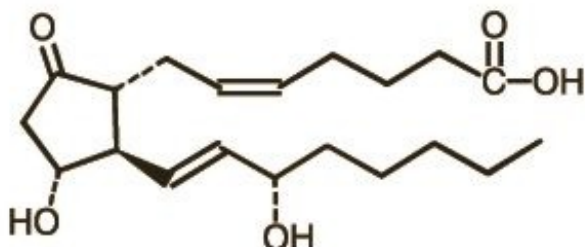
Prepidil® Gel
dinoprostone cervical gel

For Endocervical Use

DESCRIPTION

PREPIDIL Gel contains dinoprostone as the naturally occurring form of prostaglandin E₂ (PGE₂) and is designated chemically as (5Z, 11a, 13E, 15S)-11,15-Dihydroxy-9-oxo-prosta-5,13-dien-1-oic acid. The molecular formula is C₂₀H₃₂O₅ and the molecular weight is 352.5. Dinoprostone occurs as a white to off-white crystalline powder with a melting point within the range of 65° to 69°C. It is soluble in ethanol, in 25% ethanol in water, and in water to the extent of 130 mg/100 mL. The active constituent of PREPIDIL Gel is dinoprostone 0.5 mg/3 g (2.5 mL gel); other constituents are colloidal silicon dioxide NF (240 mg/3 g) and triacetin USP (2760 mg/3 g).

The structural formula is represented below:



CLINICAL PHARMACOLOGY

PREPIDIL Gel (dinoprostone) administered endocervically may stimulate the myometrium of the gravid uterus to contract in a manner similar to contractions seen in the term uterus during labor. Whether or not this action results from a direct effect of dinoprostone on the myometrium has not been determined. Dinoprostone is also capable of stimulating smooth muscle of the gastrointestinal tract in humans. This activity may be responsible for the vomiting and/or diarrhea that is occasionally seen when dinoprostone is used for preinduction cervical ripening.

In laboratory animals, and also in humans, large doses of dinoprostone can lower blood pressure, probably as a result of its effect on smooth muscle of the vascular system. With the doses of dinoprostone used for cervical ripening this effect has not been seen. In laboratory animals, and also in humans, dinoprostone can elevate body temperature; however, with the dosing used for cervical ripening this effect has not been seen.

In addition to an oxytocic effect, there is evidence suggesting that this agent has a local cervical effect in initiating softening, effacement, and dilation. These changes, referred to as cervical ripening, occur spontaneously as the normal pregnancy progresses toward term and allow evacuation of uterine contents by decreasing cervical resistance at the

same time that myometrial activity increases. While not completely understood, biochemical changes within the cervix during natural cervical ripening are similar to those following PGE₂-induced ripening. Further, it has been shown that these changes can take place independent of myometrial activity; however, it is quite likely that PGE₂ administered endocervically produces effacement and softening by combined contraction-inducing and cervical-ripening properties. There is evidence to suggest that the changes that take place within the cervix are due to collagen degradation resulting from collagenase secretion as a response, at least in part, to PGE₂.

Using an unvalidated assay, the following information was determined. When PREPIDIL Gel was administered endocervically to women undergoing preinduction ripening, results from measurement of plasma levels of the metabolite 13,14-dihydro-15-keto-PGE₂ (DHK-PGE₂) showed that PGE₂ was relatively rapidly absorbed and the T_{max} was 0.5 to 0.75 hours. Plasma mean C_{max} for gel-treated subjects was 433 ± 51 pg/mL versus 137 ± 24 pg/mL for untreated controls. In those subjects in which a clinical response was observed, mean C_{max} was 484 ± 57 pg/mL versus 213 ± 69 pg/mL in nonresponders and 219 ± 92 pg/mL in control subjects who had positive clinical progression toward normal labor. These elevated levels in gel-treated subjects appear to be largely a result of absorption of PGE₂ from the gel rather than from endogenous sources.

PGE₂ is completely metabolized in humans. PGE₂ is extensively metabolized in the lungs, and the resulting metabolites are further metabolized in the liver and kidney. The major route of elimination of the products of PGE₂ metabolism is the kidneys.

INDICATIONS AND USAGE

PREPIDIL Gel is indicated for ripening an unfavorable cervix in pregnant women at or near term with a medical or obstetrical need for labor induction.

CONTRAINDICATIONS

Endocervically administered PREPIDIL Gel is not recommended for the following:

- a. Patients in whom oxytocic drugs are generally contraindicated or where prolonged contractions of the uterus are considered inappropriate, such as:
 - cases with a history of cesarean section or major uterine surgery
 - cases in which cephalopelvic disproportion is present
 - cases in which there is a history of difficult labor and/or traumatic delivery
 - grand multiparae with six or more previous term pregnancies cases with non-vertex presentation
 - cases with hyperactive or hypertonic uterine patterns
 - cases of fetal distress where delivery is not imminent
 - in obstetric emergencies where the benefit-to-risk ratio for either the fetus or the mother favors surgical intervention
- b. Patients with hypersensitivity to prostaglandins or constituents of the gel (see **WARNINGS** and **ADVERSE REACTIONS**).
- c. Patients with placenta previa or unexplained vaginal bleeding during this pregnancy.
- d. Patients for whom vaginal delivery is not indicated, such as vasa previa or active herpes genitalia.

WARNINGS

FOR HOSPITAL USE ONLY

Dinoprostone, as with other potent oxytocic agents, should be used only with strict adherence to recommended dosages. Dinoprostone should be administered by physicians in a hospital that can provide immediate intensive care and acute surgical facilities.

Women aged 30 years or older, those with complications during pregnancy and those with a gestational age over 40 weeks have been shown to have an increased risk of post-partum disseminated intravascular coagulation. In addition, these factors may further increase the risk associated with labor induction (see **ADVERSE REACTIONS**). Therefore, in these women, use of dinoprostone should be undertaken with caution. Measures should be applied to detect as soon as possible an evolving fibrinolysis in the immediate post-partum phase.

The Clinician should be alert that the intracervical placement of dinoprostone gel may result in inadvertent disruption and subsequent embolization of antigenic tissue causing in rare circumstances the development of Anaphylactoid Syndrome of Pregnancy (Amniotic Fluid Embolism).

There have been post-marketing reports of serious and life-threatening hypersensitivity reactions including anaphylaxis and angioedema with PREPIDIL Gel (dinoprostone). Onset of these reported reactions occurred within minutes to hours after initiation with PREPIDIL Gel (dinoprostone). If a hypersensitivity reaction is suspected, if possible remove PREPIDIL Gel (dinoprostone). Assess for other potential causes of the event, and institute symptomatic and supportive therapy, as needed.

PRECAUTIONS

1. General Precautions

During use, uterine activity, fetal status, and character of the cervix (dilation and effacement) should be carefully monitored either by auscultation or electronic fetal monitoring to detect possible evidence of undesired responses, e.g., hypertonus, sustained uterine contractility, or fetal distress. In cases where there is a history of hypertonic uterine contractility or tetanic uterine contractions, it is recommended that uterine activity and the state of the fetus should be continuously monitored. The possibility of uterine rupture should be borne in mind when high-tone myometrial contractions are sustained. Feto-pelvic relationships should be carefully evaluated before use of PREPIDIL Gel (see **CONTRAINDICATIONS**).

Caution should be exercised in administration of PREPIDIL Gel in patients with:

- asthma or history of asthma
- glaucoma or raised intraocular pressure

Caution should be taken so as not to administer PREPIDIL Gel above the level of the internal os. Careful vaginal examination will reveal the degree of effacement which will regulate the size of the shielded endocervical catheter to be used. That is, the 20 mm

endocervical catheter should be used if no effacement is present, and the 10 mm catheter should be used if the cervix is 50% effaced. Placement of PREPIDIL Gel into the extra-amniotic space has been associated with uterine hyperstimulation.

As PREPIDIL Gel is extensively metabolized in the lung, liver, and kidney, and the major route of elimination is the kidney, PREPIDIL Gel should be used with caution in patients with renal and hepatic dysfunction.

2. Patients With Ruptured Membranes

Caution should be exercised in the administration of PREPIDIL Gel in patients with ruptured membranes. The safety of use of PREPIDIL Gel in these patients has not been determined.

3. Drug Interactions

PREPIDIL Gel may augment the activity of other oxytocic agents and their concomitant use is not recommended. For the sequential use of oxytocin following PREPIDIL Gel administration, a dosing interval of 6–12 hours is recommended.

4. Carcinogenesis, Mutagenesis, Impairment of Fertility

Carcinogenic bioassay studies have not been conducted in animals with PREPIDIL Gel due to the limited indications for use and short duration of administration. No evidence of mutagenicity was observed in the Micronucleus Test or Ames Assay.

5. Pregnancy

Teratogenic Effects

Prostaglandin E2 produced an increase in skeletal anomalies in rats and rabbits. No effect would be expected clinically, when used as indicated, since PREPIDIL Gel is administered after the period of organogenesis. PREPIDIL Gel has been shown to be embryotoxic in rats and rabbits, and any dose that produces sustained increased uterine tone could put the embryo or fetus at risk. See statements under General Precautions.

6. Pediatric Use

Safety and effectiveness in pediatric patients have not been established.

ADVERSE REACTIONS

PREPIDIL Gel is generally well-tolerated. In controlled trials, in which 1731 women were entered, the following events were reported at an occurrence of $\geq 1\%$:

Adverse Reaction	PGE₂ (N = 884)	Control* (N = 847)
Maternal	N (%)	N (%)
Uterine contractile abnormality	58 (6.6)	34 (4.0)
Any gastrointestinal	50 (5.7)	22 (2.6)

effect		
Back pain	27 (3.1)	0 (0)
Warm feeling in vagina	13 (1.5)	0 (0)
Fever	12 (1.4)	10 (1.2)
Fetal		
Any fetal heart rate abnormality	150 (17.0)	123 (14.5)
Bradycardia	36 (4.1)	26 (3.1)
Deceleration		
Late	25 (2.8)	18 (2.1)
Variable	38 (4.3)	29 (3.4)
Unspecified	19 (2.1)	19 (2.2)

* placebo gel or no treatment

In addition, in other trials amnionitis and intrauterine fetal sepsis have been associated with extra-amniotic intrauterine administration of PGE₂. Uterine rupture has been reported in association with the use of PREPIDIL Gel intracervically. Additional events reported in the literature, associated by the authors with the use of PREPIDIL Gel, included premature rupture of membranes, fetal depression (1 min Apgar < 7), and fetal acidosis (umbilical artery pH < 7.15).

Post-marketing surveillance

Blood and lymphatic system disorders

An increased risk of post-partum disseminated intravascular coagulation has been described in patients whose labor was induced by pharmacological means, either with dinoprostone or oxytocin (see **WARNINGS**). The frequency of this adverse event, however, appears to be rare (<1 per 1,000 labors).

Immune system disorders

Hypersensitivity reactions (e.g., Anaphylactic reaction, Anaphylactic shock, Anaphylactoid reaction).

DRUG ABUSE AND DEPENDENCE

No drug abuse or drug dependence has been seen with the use of PREPIDIL Gel.

OVERDOSAGE

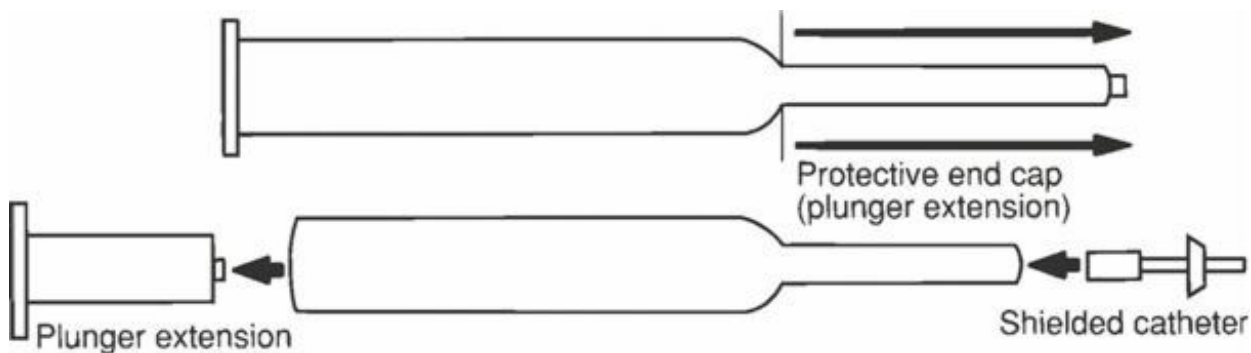
Overdosage with PREPIDIL Gel may be expressed by uterine hypercontractility and uterine hypertonus. Because of the transient nature of PGE₂-induced myometrial hyperstimulation, nonspecific, conservative management was found to be effective in the vast majority of the cases; i.e., maternal position change and administration of oxygen to the mother. β -adrenergic drugs may be used as a treatment of hyperstimulation following the administration of PGE₂ for cervical ripening.

DOSAGE AND ADMINISTRATION

NOTE: USE CAUTION IN HANDLING THIS PRODUCT TO PREVENT CONTACT WITH SKIN. WASH HANDS THOROUGHLY WITH SOAP AND WATER AFTER ADMINISTRATION.

PREPIDIL Gel should be brought to room temperature (59° to 86°F; 15° to 30°C) just prior to administration. Do not force the warming process by using a water bath or other source of external heat (eg, microwave oven).

To prepare the product for use remove the protective end cap (to serve as plunger extension) and insert the protective end cap into the plunger stopper assembly in the barrel of syringe. Choose the appropriate length shielded catheter (10 mm or 20 mm) and aseptically remove the sterile shielded catheter from the package. Careful vaginal examination will reveal the degree of effacement which will regulate the size of the shielded endocervical catheter to be used. That is, the 20 mm endocervical catheter should be used if no effacement is present, and the 10 mm catheter should be used if the cervix is 50% effaced. Firmly attach the catheter hub to the syringe tip as evidenced by a distinct click. Fill the catheter with sterile gel by pushing the plunger assembly to expel air from the catheter prior to administration to the patient. Proper assembly of the dosing apparatus is shown below.



To properly administer the product, the patient should be in a dorsal position with the cervix visualized using a speculum. Using sterile technique, introduce the gel with the catheter provided into the cervical canal just below the level of the internal os. Administer the contents of the syringe by gentle expulsion and then remove the catheter. The gel is easily extrudable from the syringe. Use the contents of one syringe for one patient only. No attempt should be made to administer the small amount of gel remaining in the catheter. The syringe, catheter, and any unused package contents should be discarded after use. Following administration of PREPIDIL Gel, the patient should remain in the supine position for at least 15–30 minutes to minimize leakage from the cervical canal. If the desired response is obtained from PREPIDIL Gel, the recommended interval before giving intravenous oxytocin is 6–12 hours. If there is no cervical/uterine response to the initial dose of PREPIDIL Gel, repeat dosing may be given. The recommended repeat dose is 0.5 mg dinoprostone with a dosing interval of 6 hours. The need for additional dosing and the interval must be determined by the attending physician based on the course of clinical events. The maximum recommended cumulative dose for a 24-hour period is 1.5 mg of dinoprostone (7.5 mL PREPIDIL Gel).

HOW SUPPLIED

PREPIDIL Gel is available as a sterile semitranslucent viscous preparation for endocervical application: 0.5 mg PGE₂ per 3.0 g (2.5 mL) in syringe. In addition, each package contains two shielded catheters (10 mm and 20 mm tip) enclosed in sterile envelopes. The contents are not guaranteed sterile if envelopes are not intact.

Each 3 gram syringe applicator contains:

dinoprostone, 0.5 mg; colloidal silicon dioxide, 240 mg; triacetin, 2760 mg.

1 × 3 gram syringe NDC 0009-3359-01

5 × 3 gram syringes NDC 0009-3359-02

PREPIDIL Gel needs to be stored under continuous refrigeration (36° to 46°F; 2° to 8°C).

This product's labeling may have been updated. For current full prescribing information, please visit www.pfizer.com

Rx only



Distributed by

Pharmacia & Upjohn Company LLC

A subsidiary of Pfizer Inc.

New York, NY 10001

LAB-0062-9.0

Revised 03/2025

PRINCIPAL DISPLAY PANEL - 3 g Syringe Applicator Label

NDC 0009-3359-01

Prepidil® Gel 0.5 mg*

dinoprostone cervical gel

For endocervical administration

Sterile

DOSAGE AND USE: See accompanying prescribing information.

* Each 3 gram syringe applicator contains 0.5 mg dinoprostone. Also contains 240 mg colloidal silicon dioxide NF, 2760 mg triacetin USP.

Store in a refrigerator 2° to 8°C (36° to 46°F).

Distributed by
Pharmacia & Upjohn Co
Division of Pfizer Inc,
NY, NY 10017
LOT/EXP.:

Rx only
PAA056623

NDC 0009-3359-01

Prepidil® Gel 0.5 mg*

dinoprostone cervical gel
For endocervical administration
Sterile

DOSAGE AND USE: See accompanying prescribing information.

* Each 3 gram syringe applicator contains 0.5 mg dinoprostone. Also contains 240 mg colloidal silicon dioxide NF, 2760 mg triacetin USP.

Store in a refrigerator 2° to 8°C (36° to 46°F).

Distributed by
Pharmacia & Upjohn Co
Division of Pfizer Inc,
NY, NY 10017
LOT/EXP.:

Rx only
PAA056623

OVERLAPZONE

PRINCIPAL DISPLAY PANEL - 3 g Syringe Label

Prepidil® Gel 0.5 mg

dinoprostone cervical gel

Sterile

Store in a refrigerator 2° to 8°C (36° to 46°F).

One 3 gram syringe

Pfizer Injectables

Distributed by

Pharmacia & Upjohn Co
Division of Pfizer Inc, NY, NY 10017

NDC 0009-3359-01

PAA056625

Prepidil® Gel 0.5 mg

dinoprostone cervical gel

Sterile

Store in a refrigerator 2° to 8°C (36° to 46°F).

One 3 gram syringe



NDC 0009-3359-01



Distributed by
Pharmacia & Upjohn Co
Division of Pfizer Inc, NY, NY 10017

PAA056625

Prepidil® Gel 0.5 mg

dinoprostone cervical gel

Sterile

Store in a refrigerator 2° to 8°C (36° to 46°F).

One 3 gram syringe



NDC 0009-3359-01



Distributed by
Pharmacia & Upjohn Co
Division of Pfizer Inc, NY, NY 10017

PAA056625

Prepidil® Gel 0.5 mg

dinoprostone cervical gel

Sterile

Store in a refrigerator 2° to 8°C (36° to 46°F).

One 3 gram syringe



NDC 0009-3359-01



Distributed by
Pharmacia & Upjohn Co
Division of Pfizer Inc, NY, NY 10017

PAA056625

Prepidil® Gel 0.5 mg

dinoprostone cervical gel

Sterile

Store in a refrigerator 2° to 8°C (36° to 46°F).

One 3 gram syringe



NDC 0009-3359-01



Distributed by
Pharmacia & Upjohn Co
Division of Pfizer Inc, NY, NY 10017

PAA056625

Prepidil® Gel 0.5 mg

dinoprostone cervical gel

Sterile

Store in a refrigerator 2° to 8°C (36° to 46°F).

One 3 gram syringe



NDC 0009-3359-01



Distributed by
Pharmacia & Upjohn Co
Division of Pfizer Inc, NY, NY 10017

PAA056625

Prepidil® Gel 0.5 mg

dinoprostone cervical gel

Sterile

Store in a refrigerator 2° to 8°C (36° to 46°F).

One 3 gram syringe



NDC 0009-3359-01



Distributed by
Pharmacia & Upjohn Co
Division of Pfizer Inc, NY, NY 10017

PAA056625

Prepidil® Gel 0.5 mg

dinoprostone cervical gel

Sterile

Store in a refrigerator 2° to 8°C (36° to 46°F).

One 3 gram syringe



NDC 0009-3359-01



Distributed by
Pharmacia & Upjohn Co
Division of Pfizer Inc, NY, NY 10017

PAA056625

Prepidil® Gel 0.5 mg

dinoprostone cervical gel

Sterile

Store in a refrigerator 2° to 8°C (36° to 46°F).

One 3 gram syringe



NDC 0009-3359-01



Distributed by
Pharmacia & Upjohn Co
Division of Pfizer Inc, NY, NY 10017

PAA056625

Prepidil® Gel 0.5 mg

dinoprostone cervical gel

Sterile

Store in a refrigerator 2° to 8°C (36° to 46°F).

One 3 gram syringe



NDC 0009-3359-01



Distributed by
Pharmacia & Upjohn Co
Division of Pfizer Inc, NY, NY 10017

PAA056625

Prepidil® Gel 0.5 mg

dinoprostone cervical gel

Sterile

Store in a refrigerator 2° to 8°C (36° to 46°F).

One 3 gram syringe



NDC 0009-3359-01



Distributed by
Pharmacia & Upjohn Co
Division of Pfizer Inc, NY, NY 10017

PAA056625

Prepidil® Gel 0.5 mg

dinoprostone cervical gel

Sterile

Store in a refrigerator 2° to 8°C (36° to 46°F).

One 3 gram syringe



NDC 0009-3359-01



Distributed by
Pharmacia & Upjohn Co
Division of Pfizer Inc, NY, NY 10017

PAA056625

PAA056625

One 3 gram syringe

Prepidil® Gel 0.5 mg

dinoprostone cervical gel

Sterile

Store in a refrigerator 2° to 8°C (36° to 46°F).

One 3 gram syringe

Pfizer *Injectables*

NDC 0009-3359-01



Distributed by
Pharmacia & Upjohn Co
Division of Pfizer Inc, NY, NY 10017

PAA056625

Prepidil® Gel 0.5 mg

dinoprostone cervical gel

Sterile

Store in a refrigerator 2° to 8°C (36° to 46°F).

One 3 gram syringe

Pfizer *Injectables*

NDC 0009-3359-01



Distributed by
Pharmacia & Upjohn Co
Division of Pfizer Inc, NY, NY 10017

PAA056625

PRINCIPAL DISPLAY PANEL - 3 gram Syringe Carton

Prepidil® Gel 0.5 mg*

dinoprostone cervical gel

For endocervical administration

Sterile

Package includes 2 shielded catheters - 10 mm tip and 20 mm tip

1-3 gram syringe

Pfizer Injectables

NDC 0009-3359-01

Rx only



Prepidil® Gel 0.5 mg*

dinoprostone cervical gel

For endocervical administration

Sterile

Package includes 2 shielded catheters - 10 mm tip and 20 mm tip

1—3 gram syringe



NDC 0009-3359-01

Rx only

Store in a refrigerator 2° to 8°C (36° to 46°F).

DOSAGE AND USE:

See accompanying prescribing information.

Note: Use caution in handling this product to prevent contact with the skin. Wash hands thoroughly with soap and water after administration.

* Each 3 gram syringe applicator contains 0.5 mg dinoprostone. Also contains 240 mg colloidal silicon dioxide NF, 2760 mg triacetin USP.

Instructions for use:

1. Bring product to room temperature 20° to 25°C (68° to 77°F) [see USP].
2. Remove syringe from package.
3. Remove protective end cap (to serve as plunger extension) and insert protective end cap into plunger stopper assembly in barrel of syringe.
4. Choose the appropriate length shielded catheter tip (10 mm and 20 mm provided) and aseptically remove sterile shielded catheter from package.
5. Firmly attach the catheter hub to the syringe tip as evidenced by a distinct click.
6. Fill catheter with sterile gel by pushing plunger assembly to EXPEL AIR FROM CATHETER prior to instillation into patient.
7. Insert and administer syringe contents.
8. Use contents of one syringe for one patient only. Discard syringe, shielded catheter and any unused package contents after use.

PA411788D

Prepidil® Gel 0.5 mg*

dinoprostone cervical gel

For endocervical administration

Sterile

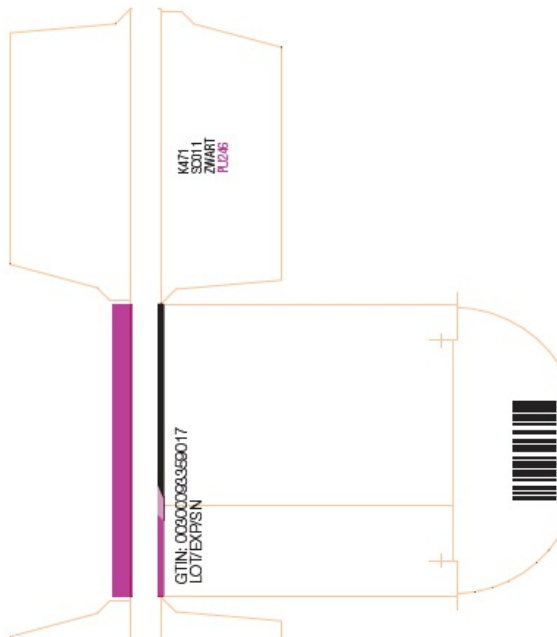
Package includes 2 shielded catheters - 10 mm tip and 20 mm tip

1—3 gram syringe



Distributed by
Pharmacia & Upjohn Co
Division of Pfizer Inc, NY, NY 10017

PA
11788D





PRINCIPAL DISPLAY PANEL - 3 g Syringe Bundle Label

NDC 0009-3359-02

Contains 5 of NDC 0009-3359-01

Prepidil® Gel 0.5 mg

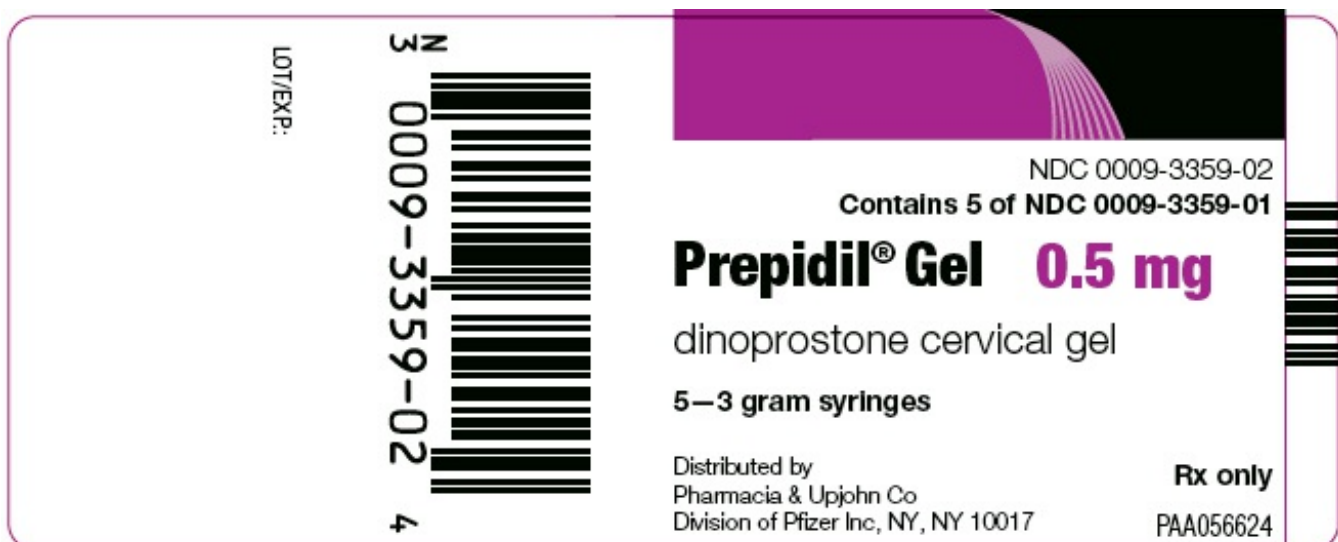
dinoprostone cervical gel

5-3 gram syringes

Distributed by
Pharmacia & Upjohn Co
Division of Pfizer Inc, NY, NY 10017

Rx only

PAA056624



PREPIDIL

dinoprostone gel

Product Information

Product Type	HUMAN PRESCRIPTION DRUG	Item Code (Source)	NDC:0009-3359
Route of Administration	VAGINAL		

Active Ingredient/Active Moiety

Ingredient Name	Basis of Strength	Strength
DINOPROSTONE (UNII: K7Q1JQR04M) (DINOPROSTONE - UNII:K7Q1JQR04M)	DINOPROSTONE	0.5 mg in 3 g

Inactive Ingredients

Ingredient Name	Strength
SILICON DIOXIDE (UNII: ETJ7Z6XBU4)	240 mg in 3 g
TRIACETIN (UNII: XHX3C3X673)	2760 mg in 3 g

Packaging

#	Item Code	Package Description	Marketing Start Date	Marketing End Date
1	NDC:0009-3359-02	5 in 1 PACKAGE	12/09/1992	05/31/2020
1	NDC:0009-3359-01	1 in 1 CARTON		
1		3 g in 1 SYRINGE; Type 9: Other Type of Part 3 Combination Product (e.g., Drug/Device/Biological Product)		
2	NDC:0009-3359-01	1 in 1 CARTON	12/11/2019	
2		3 g in 1 SYRINGE; Type 9: Other Type of Part 3 Combination Product (e.g., Drug/Device/Biological Product)		

Marketing Information

Marketing Category	Application Number or Monograph Citation	Marketing Start Date	Marketing End Date
NDA	NDA019617	12/09/1992	

Labeler - Pharmacia & Upjohn Company LLC (618054084)

Establishment

Name	Address	ID/FEI	Business Operations
Pfizer Manufacturing Belgium NV		370156507	ANALYSIS(0009-3359) , MANUFACTURE(0009-3359) , PACK(0009-3359)

Establishment

Name	Address	ID/FEI	Business Operations
Pharmacia & Upjohn Company LLC		618054084	ANALYSIS(0009-3359) , API MANUFACTURE(0009-3359) , PACK(0009-3359)

Revised: 3/2025

Pharmacia & Upjohn Company LLC