

PETREM - sevoflurane liquid
Piramal Critical Care Inc

Petrem®

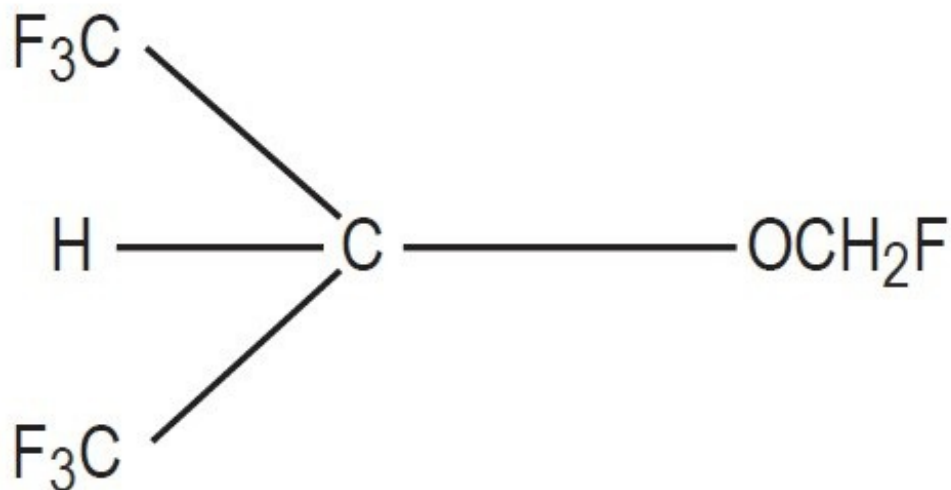
(sevoflurane)

Inhalation Anesthetic For Use in Dogs

Caution: Federal law restricts this drug to use by or on the order of a licensed veterinarian.

DESCRIPTION

Petrem® (sevoflurane) is a volatile liquid, is a halogenated general inhalation anesthetic drug. Its chemical name is fluoromethyl 2,2,2-trifluoro-1-(trifluoromethyl) ethyl ether, and its structural formula is:



Sevoflurane Physical Constants are:

Molecular Weight	200.05
Boiling Point at 760 mm Hg	58.6°C
Specific Gravity at 20°C	1.520-1.525 g/mL
Vapor Pressure in mm Hg	at 20°C 157
	at 25°C 197
	at 36°C 317

Distribution Partition Coefficients at 37°C:

Blood/Gas	0.63-0.69
Water/Gas	0.36
Olive Oil/Gas	47-54
Brain/Gas	1.15

Mean Component/Gas Partition Coefficients at 25°C for Polymers Used Commonly in Medical Applications:

Conductive rubber	14.0
Butyl rubber	7.7
Polyvinyl chloride	17.4
Polyethylene	1.3

Sevoflurane is nonflammable and nonexplosive as defined by the requirements of International Electrotechnical Commission 601-2-13.

Sevoflurane is a clear, colorless, stable liquid containing no additives or chemical stabilizers. Sevoflurane is nonpungent. It is miscible with ethanol, ether, chloroform and petroleum benzene, and it is slightly soluble in water. Sevoflurane is stable when stored under normal room lighting condition according to instructions.

INDICATIONS

Petrem is indicated for induction and maintenance of general anesthesia in dogs.

DOSAGE AND ADMINISTRATION

Inspired Concentration: The delivered concentration of Petrem should be known. Since the depth of anesthesia may be altered easily and rapidly, only vaporizers producing predictable percentage concentrations of sevoflurane should be used. Sevoflurane should be vaporized using a precision vaporizer specifically calibrated for sevoflurane. Sevoflurane contains no stabilizer. Nothing in the drug product alters calibration or operation of these vaporizers. The administration of general anesthesia must be individualized based on the patient's response. **WHEN USING SEVOFLURANE PATIENTS SHOULD BE CONTINUOUSLY MONITORED AND FACILITIES FOR MAINTENANCE OF PATENT AIRWAY, ARTIFICIAL VENTILATION, AND OXYGEN SUPPLEMENTATION MUST BE IMMEDIATELY AVAILABLE.**

Replacement of Desiccated CO₂ Absorbents: When a clinician suspects that the CO₂ absorbent may be desiccated, it should be replaced. An exothermic reaction occurs

when sevoflurane is exposed to CO₂ absorbents. This reaction is increased when the CO₂ absorbent becomes desiccated (see **PRECAUTIONS**).

Premedication: No specific premedication is either indicated or contraindicated with sevoflurane. The necessity for and choice of premedication is left to the discretion of the veterinarian. Preanesthetic doses for premedicants may be lower than the label directions for their use as a single medication.¹

Induction: For mask induction using sevoflurane alone, inspired concentrations of **up to 7%** sevoflurane with oxygen are employed to induce surgical anesthesia in the healthy dog. These concentrations can be expected to produce surgical anesthesia in 3 to 14 minutes.

Due to the rapid and dose dependent changes in anesthetic depth, care should be taken to prevent overdosing. Respiration must be monitored closely in the dog and supported when necessary with supplemental oxygen and/or assisted ventilation.

Maintenance: Petrem may be used for maintenance anesthesia following mask induction using sevoflurane or following injectable induction agents. The concentration of vapor necessary to maintain anesthesia is much less than that required to induce it.

Surgical levels of anesthesia in the healthy dog may be maintained with inhaled concentrations of **3.7-4.0%** sevoflurane in oxygen in the absence of premedication and **3.3-3.6%** in the presence of premedication. The use of injectable induction agents without premedication has little effect on the concentrations of sevoflurane required for maintenance. Anesthetic regimens that include opioid, alpha₂-agonist, benzodiazepine or phenothiazine premedication will allow the use of lower sevoflurane maintenance concentrations.

CONTRAINDICATIONS

Petrem is contraindicated in dogs with a known sensitivity to sevoflurane or other halogenated agents.

WARNINGS

Sevoflurane is a profound respiratory depressant.

DUE TO THE RAPID AND DOSE DEPENDENT CHANGES IN ANESTHETIC DEPTH, RESPIRATION MUST BE MONITORED CLOSELY IN THE DOG AND SUPPORTED WHEN NECESSARY WITH SUPPLEMENTAL OXYGEN AND/OR ASSISTED VENTILATION.

In cases of severe cardiopulmonary depression, discontinue drug administration, ensure the existence of a patent airway and initiate assisted or controlled ventilation with pure oxygen. Cardiovascular depression should be treated with plasma expanders, pressor agents, antiarrhythmic agents or other techniques as appropriate for the observed abnormality.

Due to sevoflurane's low solubility in blood, increasing the concentration may result in rapid changes in anesthetic depth and hemodynamic changes (dose dependent decreases in respiratory rate and blood pressure) compared to other volatile anesthetics. Excessive decreases in blood pressure or respiratory depression may be corrected by decreasing or discontinuing the inspired concentration of sevoflurane.

Potassium hydroxide containing CO₂ absorbents (e.g. BARALYME®) are not recommended for use with sevoflurane.

ADVERSE REACTIONS

The most frequently reported adverse reactions during maintenance anesthesia were hypotension, followed by tachypnea, muscle tenseness, excitation, apnea, muscle fasciculations and emesis.

Infrequent adverse reactions include paddling, retching, salivation, cyanosis, premature ventricular contractions and excessive cardiopulmonary depression.

Transient elevations in liver function tests and white blood cell count may occur with sevoflurane, as with the use of other halogenated anesthetic agents.

PRECAUTIONS

Halogenated volatile anesthetics can react with desiccated carbon dioxide (CO₂) absorbents to produce carbon monoxide (CO) that may result in elevated carboxyhemoglobin levels in some patients. To prevent this reaction, sevoflurane should not be passed through desiccated soda lime or barium hydroxide lime.

Replacement of Desiccated CO₂ Absorbents:

When a clinician suspects that the CO₂ absorbent may be desiccated, it should be replaced before administration of sevoflurane. The exothermic reaction that occurs with sevoflurane and CO₂ absorbents is increased when the CO₂ absorbent becomes desiccated, such as after an extended period of dry gas flow through the CO₂ absorbent canisters. Extremely rare cases of spontaneous fire in the respiratory circuit of the anesthesia machine have been reported during sevoflurane use in conjunction with the use of desiccated CO₂ absorbent, specifically those containing potassium hydroxide (e.g. BARALYME®). Potassium hydroxide-containing CO₂ absorbents are not recommended for use with sevoflurane. An unusually delayed rise in the inspired gas concentration (decrease delivery) of sevoflurane compared with the vaporizer setting may indicate excessive heating of the CO₂ absorbent canister and chemical breakdown of sevoflurane. The color indicator of most CO₂ absorbent may not change upon desiccation. Therefore, the lack of significant color change should not be taken as an

assurance of adequate hydration. CO₂ absorbents should be replaced routinely regardless of the state of the color indicator.

The use of some anesthetic regimens that include sevoflurane may result in bradycardia that is reversible with anticholinergics. Studies using sevoflurane anesthetic regimens that included atropine or glycopyrrolate as premedicants showed these anticholinergics to be compatible with sevoflurane in dogs.

During the induction and maintenance of anesthesia, increasing the concentration of sevoflurane produces dose dependent decreases in blood pressure and respiratory rate. Due to sevoflurane's low solubility in blood, these changes may occur more rapidly than with other volatile anesthetics. Excessive decreases in blood pressure or respiratory depression may be related to depth of anesthesia and may be corrected by decreasing the inspired concentration of sevoflurane. **RESPIRATION MUST BE MONITORED CLOSELY IN THE DOG AND SUPPORTED WHEN NECESSARY WITH SUPPLEMENTAL OXYGEN AND/OR ASSISTED VENTILATION.** The low solubility of sevoflurane also facilitates rapid elimination by the lungs.

The use of sevoflurane in humans increases both the intensity and duration of neuromuscular blockade induced by nondepolarizing muscle relaxants. The use of sevoflurane with nondepolarizing muscle relaxants has not been evaluated in dogs.

Compromised or debilitated dogs: Doses may need adjustment for geriatric or debilitated dogs. Because clinical experience in administering sevoflurane to dogs with renal, hepatic and cardiovascular insufficiency is limited, its safety in these dogs has not been established.

Breeding dogs: The safety of sevoflurane in dogs used for breeding purposes, during pregnancy, or in lactating bitches, has not been evaluated.

Neonates: The safety of sevoflurane in young dogs (less than 12 weeks of age) has not been evaluated.

HUMAN SAFETY:

Not for human use. Keep out of reach of children.

Operating rooms and animal recovery areas should be provided with adequate ventilation to prevent the accumulation of anesthetic vapors.

There is no specific work exposure limit established for sevoflurane. However, the National Institute for Occupational Safety and Health has recommended an 8 hour time-weighted average limit of 2 ppm for halogenated anesthetic agents in general.

Direct exposure to eyes, may result in mild irritation. If eye exposure occurs, flush with plenty of water for 15 minutes. Seek medical attention if irritation persists.

Symptoms of human overexposure (inhalation) to sevoflurane vapors include

respiratory depression, hypotension, bradycardia, shivering, nausea and headache. If these symptoms occur, remove the individual from the source of exposure and seek medical attention.

The Safety data sheet (SDS) contains more detailed occupational safety information.

To report suspected adverse drug events, for technical assistance or to obtain a copy of the Safety Data Sheet, contact Piramal Critical Care, Inc. at (888) 822-8431.

For additional information about adverse drug experience reporting for animal drugs, contact FDA at 1-888-FDA-VETS, or online at <http://www.fda.gov/reportanimalae>.

CLINICAL PHARMACOLOGY

Sevoflurane is an inhalational anesthetic agent for induction and maintenance of general anesthesia. The Minimum Alveolar Concentration (MAC) of sevoflurane as determined in 18 dogs is 2.36%.² MAC is defined as that alveolar concentration at which 50% of healthy patients fail to respond to noxious stimuli. Multiples of MAC are used as a guide for surgical levels of anesthesia, which are typically 1.3 to 1.5 times the MAC value.

Because of the low solubility of sevoflurane in blood (blood/gas partition coefficient at 37°C = 0.63-0.69), a minimal amount of sevoflurane is required to be dissolved in the blood before the alveolar partial pressure is in equilibrium with the arterial partial pressure. During sevoflurane induction, there is a rapid increase in alveolar concentration toward the inspired concentration.

Sevoflurane produces only modest increases in cerebral blood flow and metabolic rate, and has little or no ability to potentiate seizures.³ Sevoflurane has a variable effect on heart rate, producing increases or decreases depending on experimental conditions.^{4,5} Sevoflurane produces dose-dependent decreases in mean arterial pressure, cardiac output and myocardial contraction.⁶ Among inhalation anesthetics, sevoflurane has low arrhythmogenic potential.⁷

Sevoflurane is chemically stable. No discernible degradation occurs in the presence of strong acids or heat. Sevoflurane reacts through direct contact with CO₂ absorbents (soda lime and barium hydroxide lime) producing pentafluoroisopropenyl fluoromethyl ether (PIFE, C₄H₂F₆O), also known as Compound A, and trace amounts of pentafluoromethoxy isopropyl fluoromethyl ether (PMFE, C₅H₆F₆O), also known as Compound B.

Compound A:

The production of degradants in the anesthesia circuit results from the extraction of the acidic proton in the presence of a strong base (potassium hydroxide and/or NaOH) forming an alkene (Compound A) from sevoflurane.

Compound A is produced when sevoflurane interacts with soda lime or barium hydroxide lime. Reaction with barium hydroxide lime results in a greater production of Compound A than does reaction with soda lime. Its concentration in a circle absorber system increases with increasing sevoflurane concentrations and with decreasing fresh gas flow rates. Sevoflurane degradation in soda lime has been shown to increase with temperature. Since the reaction of carbon dioxide with absorbents is exothermic, this temperature increase will be determined by the quantities of CO₂ absorbed, which in turn will depend on fresh gas flow in the anesthetic circle system, metabolic status of the patient and ventilation. Although Compound A is a dose-dependent nephrotoxin in rats, the mechanism of this renal toxicity is unknown. Two spontaneously breathing dogs under sevoflurane anesthesia showed increases in concentrations of Compound A as the oxygen flow rate was decreased at hourly intervals, from 500 mL/min (36 and 18 ppm Compound A) to 250 mL/min (43 and 31 ppm) to 50 mL/min (61 and 48 ppm).⁸

Fluoride ion metabolite:

Sevoflurane is metabolized to hexafluoroisopropanol (HFIP) with release of inorganic fluoride and CO₂. Fluoride ion concentrations are influenced by the duration of anesthesia and the concentration of sevoflurane. Once formed, HFIP is rapidly conjugated with glucuronic acid and eliminated as a urinary metabolite. No other metabolic pathways for sevoflurane have been identified. In humans, the fluoride ion half-life was prolonged in patients with renal impairment, but human clinical trials contained no reports of toxicity associated with elevated fluoride ion levels. In a study in which 4 dogs were exposed to 4% sevoflurane for 3 hours, maximum serum fluoride concentrations of 17.0-27.0 μmole/L were observed after 3 hours of anesthesia. Serum fluoride fell quickly after anesthesia ended, and had returned to baseline by 24 hours post-anesthesia.

In a safety study, eight healthy dogs were exposed to sevoflurane for 3 hours/day, 5 days/week for 2 weeks (total 30 hours exposure) at a flow rate of 500 mL/min in a semi-closed, rebreathing system with soda lime. Renal toxicity was not observed in the study evaluation of clinical signs, hematology, serum chemistry, urinalysis, or gross or microscopic pathology.

DRUG INTERACTIONS

In the clinical trial, sevoflurane was used safely in dogs that received frequently used veterinary products including steroids and heartworm and flea preventative products.

Intravenous Anesthetics: Sevoflurane administration is compatible with barbiturates, propofol and other commonly used intravenous anesthetics.

Benzodiazepines and Opioids: Benzodiazepines and opioids would be expected to decrease the MAC of sevoflurane in the same manner as other inhalational anesthetics. Sevoflurane is compatible with benzodiazepines and opioids as commonly used in

surgical practice.

Phenothiazines and Alpha₂-Agonists: Sevoflurane is compatible with phenothiazines and alpha₂-agonists as commonly used in surgical practice.

In a laboratory study, the use of the acepromazine/oxymorphone/thiopental/sevoflurane anesthetic regimen resulted in prolonged recoveries in eight (of 8) dogs compared to recoveries from sevoflurane alone.

Clinical Effectiveness

The effectiveness of sevoflurane was investigated in a clinical study involving 196 dogs. Thirty dogs were mask-induced with sevoflurane using anesthetic regimens that included various premedicants. During the clinical study, one hundred sixty-six dogs received sevoflurane maintenance anesthesia as part of several anesthetic regimens that used injectable induction agents and various premedicants.

The duration of anesthesia and the choice of anesthetic regimens were dependent upon the procedures that were performed. Duration of anesthesia ranged from 16 to 424 minutes among the individual dogs. Sevoflurane vaporizer concentrations during the first 30 minutes of maintenance anesthesia were similar among the various anesthetic regimens. The quality of maintenance anesthesia was considered good or excellent in 169 out of 196 dogs.

The table shows the average vaporizer concentrations and oxygen flow rates during the first 30 minutes for all sevoflurane, USP maintenance anesthesia regimens:

Average Vaporizer Average Concentrations Oxygen Flow among Anesthetic Rates among Regimens Individual Dogs	Average Vaporizer Concentrations among Individual Dogs	Average Oxygen Flow Rates among Anesthetic Regimens
3.31 -3.63% 0.5-3.0 L/minute	1.6-5.1%	0.97-1.31 L/minute

During the clinical trial, when a barbiturate was used for induction, the times to

extubation, sternal recumbency and standing recovery were longer for dogs that received anesthetic regimens containing two preanesthetics compared to regimens containing one preanesthetic. Recovery times were shorter when anesthetic regimens used sevoflurane or propofol for induction. The quality of recovery was considered good or excellent in 184 out of 196 dogs.

Anesthetic regimen drug dosages, physiological responses, and the quality of induction, maintenance and recovery were comparable between 10 sighthounds and other breeds evaluated in the study. During the clinical study there was no indication of prolonged recovery times in the sighthounds.

HOW SUPPLIED

Petrem[®] (sevoflurane) is packaged in 100 mL and 250 mL amber colored bottles.
100 mL NDC 66794-018-10
250 mL NDC 66794-018-25

Storage Conditions

Store at 20° to 25°C (68°F to 77°F); excursions permitted to 15°C-30°C (59°F-86°F)
[See USP Controlled Room Temperature]

REFERENCES

1. Plumb, D.C. ed., *Veterinary Drug Handbook*, Second Edition, University of Iowa Press, Ames, IA: p. 424 (1995).
2. Kazama, T. and Ikeda, K., Comparison of MAC and the rate of rise of alveolar concentration of sevoflurane with halothane and isoflurane in the dog. *Anesthesiology* 68: 435-437 (1988).
3. Scheller, M.S., Nakakimura, K., Fleischer, J.E. and Zornow, M.H., Cerebral effects of sevoflurane in the dog: Comparison with isoflurane and enflurane. *Brit. J. Anesthesia* 65:388-392 (1990).
4. Frink, E.J., Morgan, S.E., Coetzee, A., Conzen, P.F. and Brown, B.R., Effects of sevoflurane, halothane, enflurane and isoflurane on hepatic blood flow and oxygenation in chronically instrumented greyhound dogs. *Anesthesiology* 76: 85-90 (1992).
5. Kazama, T. and Ikeda, K., The comparative cardiovascular effects of sevoflurane with halothane and isoflurane. *J. Anesthesiology* 2: 63-8 (1988).
6. Bernard, J. M., Wouters, P.F., Doursout, M.F., Florence, B., Chelly, J.E. and Merin, R.G., Effects of sevoflurane on cardiac and coronary dynamics in chronically instrumented dogs. *Anesthesiology* 72: 659-662 (1990).
7. Hayashi, Y., Sumikawa, K., Tashiro, C., Yamatodani, A. and Yoshiya, I., Arrhythmogenic threshold of epinephrine during sevoflurane, enflurane and isoflurane anesthesia in dogs. *Anesthesiology* 69: 145-147 (1988).

8. Muir, W.W. and Gadawski, J., Cardiorespiratory effects of low-flow and closed circuit inhalation anesthesia, using sevoflurane delivered with an in-circuit vaporizer and concentrations of compound A. Amer. J. Vet. Res. 59 (5): 603-608 (1998).

Approved by FDA under ANADA # 200-438

Petrem[®] is a registered trademark of Piramal Critical Care, Inc. Product of USA.

Baralyme[®] is a registered trademark of Allied Healthcare Products, Inc.

Manufactured By:

Piramal Critical Care, Inc.

3950 Schelden Circle

Bethlehem, PA 18017, USA

(888) 822-8431

© 2022 Piramal Critical Care, Inc.

PACKAGE LABEL.PRINCIPAL DISPLAY PANEL-100ML

Label

100mL

NDC 66794-018-10

Petrem[®] (sevoflurane).

Nonflammable, Nonexplosive

Inhalation Anesthetic

For Use in Dogs

LOT: XXXXXXXX
EXP.: YYYY-MM

Non Varnish
Coding Area
30 x 50.8 mm
(Batch info to be
printed on line)

NDC 66794-018-10


Petrem[®]
(sevoflurane)

Nonflammable, Nonexplosive
Inhalation Anesthetic
For Use in Dogs

Caution: Federal law restricts this drug to use
by or on the order of a licensed veterinarian.

100 mL

Store at 20° to 25°C (68° to 77°F); excursions permitted to
15°C-30°C (59°F-86°F) [See USP Controlled Room
Temperature].
IMPORTANT: Read accompanying product information for
directions pertaining to use of Petrem[®] (sevoflurane).
Contains sevoflurane 100 mL.
Caution: Operating rooms and animal recovery areas
should be provided with adequate ventilation to prevent the
accumulation of anesthetic vapors.
Petrem[®] is a registered trademark of Piramal Critical Care, Inc.


Piramal
Critical Care
Manufactured by:
Piramal Critical Care, Inc.
3950 Schelden Circle
Bethlehem, PA 18017, USA
(888) 822-8431

Made in the U.S.A.

Approved by FDA under ANADA # 200-438

© 2022 Piramal Critical Care, Inc. 20685718 / 34582602

Carton, 100 mL

Carton

100mL

NDC 66794-018-10

Petrem® (sevoflurane)

Nonflammable, Nonexplosive

Inhalation Anesthetic

For Use in Dogs



PACKAGE LABEL.PRINCIPAL DISPLAY PANEL-250ML

Label

250mL

NDC 66794-018-25

Petrem® (sevoflurane)

Nonflammable, Nonexplosive

Inhalation Anesthetic

For Use in Dogs

LOT: XXXXXXXX
EXP: YYYY-MM

Non Varnish Coding Area
76 X 40 mm
(Batch info to be printed on line)

NDC 66794-018-25

**Petrem®
(sevoflurane)**

Nonflammable, Nonexplosive
Inhalation Anesthetic

For Use in Dogs


Caution: Federal law restricts this drug to use
by or on the order of a licensed veterinarian.

250 mL

Store at 20° to 25°C (68° to 77°F); excursions permitted to
15°C-30°C (59°F-86°F) [See USP Controlled Room
Temperature].

IMPORTANT: Read accompanying product information for
directions pertaining to use of Petrem® (sevoflurane).
Contains sevoflurane 250 mL.

Caution: Operating rooms and animal recovery areas should
be provided with adequate ventilation to prevent the
accumulation of anesthetic vapors.
Petrem® is a registered trademark of Piramal Critical Care, Inc.


Piramal
Critical Care

Manufactured by:
Piramal Critical Care, Inc.
3950 Schelden Circle
Bethlehem, PA 18017, USA
(888) 822-8431

Made in the U.S.A.

Approved by FDA under ANADA # 200-438

© 2022 Piramal Critical Care, Inc. 20685592 / 34599904

Carton, 250 mL

Carton

250mL

NDC 66794-018-25

Petrem® (sevoflurane)

Nonflammable, Nonexplosive

Inhalation Anesthetic

For Use in Dogs



PETREM

sevoflurane liquid

Product Information

Product Type	PRESCRIPTION ANIMAL DRUG	Item Code (Source)	NDC:66794-018
Route of Administration	RESPIRATORY (INHALATION)		

Active Ingredient/Active Moiety

Ingredient Name	Basis of Strength	Strength
SEVOFLURANE (UNII: 38LVP0K73A) (SEVOFLURANE - UNII:38LVP0K73A)	SEVOFLURANE	1 mL in 1 mL

Packaging

#	Item Code	Package Description	Marketing Start Date	Marketing End Date
---	-----------	---------------------	----------------------	--------------------

1	NDC:66794-018-25	1 in 1 CARTON		
1		250 mL in 1 BOTTLE, GLASS		
2	NDC:66794-018-10	1 in 1 CARTON		
2		100 mL in 1 BOTTLE, GLASS		

Marketing Information

Marketing Category	Application Number or Monograph Citation	Marketing Start Date	Marketing End Date
ANADA	ANADA200438	02/11/2011	

Labeler - Piramal Critical Care Inc (805600439)

Establishment

Name	Address	ID/FEI	Business Operations
Piramal Critical Care Inc		805600439	ANALYSIS, API MANUFACTURE, LABEL, MANUFACTURE, PACK

Revised: 3/2024

Piramal Critical Care Inc