

NYSTATIN AND TRIAMCINOLONE ACETONIDE- nystatin and triamcinolone acetone cream

Torrent Pharmaceuticals Limited

NYSTATIN AND TRIAMCINOLONE ACETONIDE cream, USP

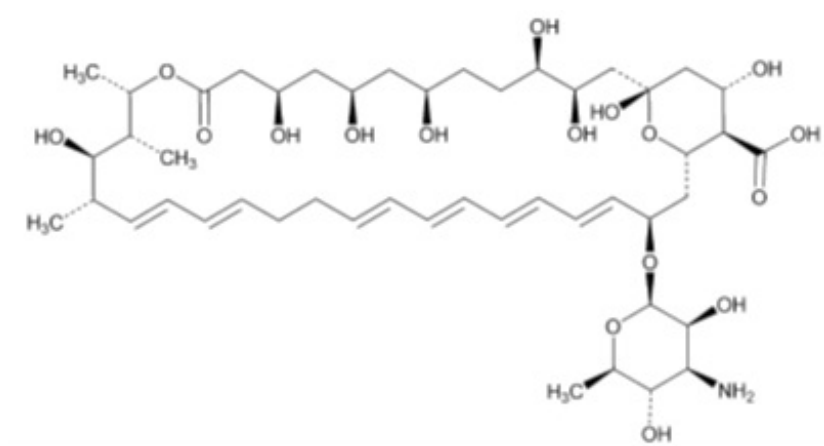
Rx only

FOR EXTERNAL USE ONLY. NOT FOR OPHTHALMIC USE.

DESCRIPTION

Nystatin and triamcinolone acetone cream USP for dermatologic use contains the antifungal agent nystatin and the synthetic corticosteroid triamcinolone acetone.

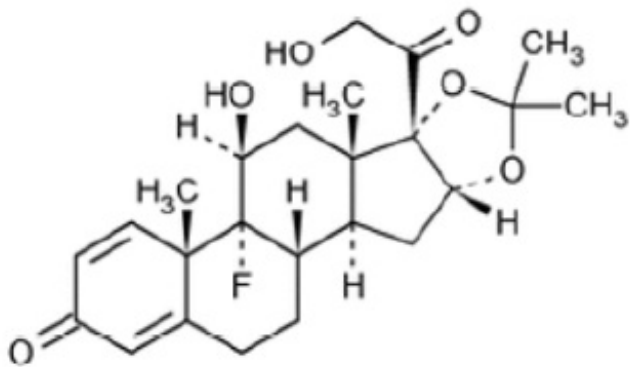
Nystatin USP is a polyene antimycotic obtained from *Streptomyces noursei*. It is a yellow to light tan powder. Is hygroscopic and is affected by long exposure to light, heat and air. freely soluble in dimethylformamide and in dimethyl sulfoxide; very slightly soluble in methanol, practically insoluble or insoluble in water in alcohol, in n-propyl alcohol, in n-butyl alcohol, in chloroform and in ether. Structural formula:



Molecular formula : C₄₇H₇₅NO₁₇

Molecular weight : 926.13

Triamcinolone acetone USP is designated chemically as 9-fluoro-11 β , 16 α , 17, 21-tetrahydroxy pregna-1, 4-diene-3, 20-dione cyclic 16, 17-acetal with acetone. The white to cream crystalline powder having not more than a slight odour, is practically insoluble in water, and sparingly soluble in dehydrated alcohol, in chloroform, and in methanol. Structural formula:



Molecular formula : C₂₄H₃₁FO₆

Molecular weight : 434.50

Nystatin and triamcinolone acetonide cream USP is a soft, smooth cream having a light yellow to buff color. Each gram provides 100,000 USP Nystatin units and 1 mg Triamcinolone Acetonide in an aqueous cream base containing aluminium hydroxide gel, cetareth-15, methylparaben, mono- and di- glycerides, polyoxyl 8 stearate, polysorbate 60, propylparaben, propylene glycol, simethicone emulsion, sorbic acid, noncrystallizing sorbitol solution, titanium dioxide and white petrolatum.

CLINICAL PHARMACOLOGY

Nystatin:

Nystatin exerts its antifungal activity against a variety of pathogenic and nonpathogenic yeasts and fungi by binding to sterols in the cell membrane. The binding process renders the cell membrane incapable of functioning as a selective barrier. Nystatin provides specific anticandidal activity to *Candida* (*Monilia*) *albicans* and other *Candida* species, but is not active against bacteria, protozoa, trichomonads, or viruses.

Nystatin is not absorbed from intact skin or mucous membranes.

Triamcinolone Acetonide:

Triamcinolone acetonide is primarily effective because of its anti-inflammatory, antipruritic and vasoconstrictive actions, characteristic of the topical corticosteroid class of drugs. The pharmacologic effects of the topical corticosteroids are well known; however, the mechanisms of their dermatologic actions are unclear. Various laboratory methods, including vasoconstrictor assays, are used to compare and predict potencies and/or clinical efficacies of the topical corticosteroids. There is some evidence to suggest that a recognizable correlation exists between vasoconstrictor potency and therapeutic efficacy in man.

Pharmacokinetics:

The extent of percutaneous absorption of topical corticosteroids is determined by many factors including the vehicle, the integrity of the epidermal barrier, and the use of occlusive dressings (see **DOSAGE AND ADMINISTRATION**).

Topical corticosteroids can be absorbed from normal intact skin. Inflammation and/or

other disease processes in the skin increase percutaneous absorption. Occlusive dressings substantially increase the percutaneous absorption of topical corticosteroids (see **DOSAGE AND ADMINISTRATION**).

Once absorbed through the skin, topical corticosteroids are handled through pharmacokinetic pathways similar to systemically administered corticosteroids. Corticosteroids are bound to plasma proteins in varying degrees. Corticosteroids are metabolized primarily in the liver and are then excreted by the kidneys. Some of the topical corticosteroids and their metabolites are also excreted into the bile.

Nystatin and Triamcinolone Acetonide:

During clinical studies of mild to severe manifestations of cutaneous candidiasis, patients treated with nystatin and triamcinolone acetonide showed a faster and more pronounced clearing of erythema and pruritus than patients treated with nystatin or triamcinolone acetonide alone.

INDICATIONS AND USAGE

Nystatin and triamcinolone acetonide cream USP is indicated for the treatment of cutaneous candidiasis; it has been demonstrated that the nystatin-steroid combination provides greater benefit than the nystatin component alone during the first few days of treatment.

CONTRAINDICATIONS

This preparation is contraindicated in those patients with a history of hypersensitivity to any of its components.

PRECAUTIONS

General: Systemic absorption of topical corticosteroids has produced reversible hypothalamic-pituitary-adrenal (HPA) axis suppression, manifestations of Cushing's syndrome, hyperglycemia, and glucosuria in some patients. Conditions that augment systemic absorption include application of the more potent steroids, use over large surface areas, prolonged use, and the addition of occlusive dressings (see **DOSAGE AND ADMINISTRATION**).

Therefore, patients receiving a large dose of any potent topical steroid applied to a large surface area should be evaluated periodically for evidence of HPA axis suppression by using the urinary free cortisol and ACTH stimulation tests, and for impairment of thermal homeostasis. If HPA axis suppression or elevation of the body temperature occurs, an attempt should be made to withdraw the drug, to reduce the frequency of application, or substitute a less potent steroid.

Recovery of HPA axis function and thermal homeostasis are generally prompt and complete upon discontinuation of the drug. Infrequently, signs and symptoms of steroid withdrawal may occur, requiring supplemental systemic corticosteroids.

Children may absorb proportionally larger amounts of topical corticosteroids and thus be more susceptible to systemic toxicity (see **PRECAUTIONS**, Pediatric Use).

If irritation or hypersensitivity develops with the combination nystatin and triamcinolone acetonide, treatment should be discontinued and appropriate therapy instituted.

Information for the Patient: Patients using this medication should receive the following information and instructions:

1. This medication is to be used as directed by the physician. It is for external use only. Avoid contact with the eyes.
2. Patients should be advised not to use this medication for any disorder other than for which it was prescribed.
3. The treated skin area should not be bandaged or otherwise covered or wrapped as to be occluded (see **DOSAGE AND ADMINISTRATION**).
4. Patients should report any signs of local adverse reactions.
5. When using this medication in the inguinal area, patients should be advised to apply the cream sparingly and to wear loose fitting clothing.
6. Parents of pediatric patients should be advised not to use tight-fitting diapers or plastic pants on a child being treated in the diaper area, as these garments may constitute occlusive dressings.
7. Patients should be advised on preventive measures to avoid reinfection.

Laboratory Tests:

If there is a lack of therapeutic response, appropriate microbiological studies (e.g. KOH smears and/or cultures) should be repeated to confirm the diagnosis and rule out other pathogens, before instituting another course of therapy.

A urinary free cortisol test and ACTH stimulation test may be helpful in evaluating hypothalamic-pituitary-adrenal (HPA) axis suppression due to corticosteroids.

Carcinogenesis, Mutagenesis, and Impairment of Fertility:

Long-term animal studies have not been performed to evaluate carcinogenic or mutagenic potential, or possible impairment of fertility in males or females.

Pregnancy:

Teratogenic Effects:

There are no teratogenic studies with combined nystatin and triamcinolone acetonide. Corticosteroids are generally teratogenic in laboratory animals when administered systemically at relatively low dosage levels. The more potent corticosteroids have been shown to be teratogenic after dermal application in laboratory animals. Therefore, any topical corticosteroid preparation should be used during pregnancy only if the potential benefit justifies the potential risk to the fetus.

Topical preparations containing corticosteroids should not be used extensively on pregnant patients, in large amounts, or for prolonged periods of time.

Nursing Mothers:

It is not known whether any component of this preparation is excreted in human milk. Because many drugs are excreted in human milk, caution should be exercised during the use of this preparation by a nursing woman.

Pediatric Use:

In clinical studies of a limited number of pediatric patients ranging from two months through 12 years, nystatin and triamcinolone acetonide cream formulation cleared or significantly ameliorated the disease state in most patients.

Pediatric patients may demonstrate greater susceptibility to topical corticosteroid-induced hypothalamic-pituitary-adrenal (HPA) axis suppression and Cushing's syndrome than mature patients because of a larger skin surface area to body weight ratio.

HPA axis suppression, Cushing's syndrome, and intracranial hypertension have been reported in children receiving topical corticosteroids. Manifestations of adrenal suppression in children include linear growth retardation, delayed weight gain, low plasma cortisol levels, and absence of response to ACTH stimulation. Manifestations of intracranial hypertension include bulging fontanelles, headaches, and bilateral papilledema.

Administration of topical corticosteroids to children should be limited to the least amount compatible with an effective therapeutic regimen. Chronic corticosteroid therapy may interfere with the growth and development of children.

ADVERSE REACTIONS

A single case (approximately one percent of patients studied) of acneiform eruption occurred with use of combined nystatin and triamcinolone acetonide in clinical studies.

Nystatin is virtually nontoxic and nonsensitizing and is well tolerated by all age groups, even during prolonged use. Rarely, irritation may occur.

The following local adverse reactions are reported infrequently with topical corticosteroids (reactions are listed in an approximate decreasing order of occurrence): burning, itching, irritation, dryness, folliculitis, hypertrichosis, acneiform eruptions, hypopigmentation, perioral dermatitis, allergic contact dermatitis, maceration of the skin, perioral secondary infection, skin atrophy, striae and miliaria.

OVERDOSAGE

Topically applied corticosteroids can be absorbed in sufficient amounts to produce systemic effects (see **PRECAUTIONS**, General); however, acute overdose and serious adverse effects with dermatologic use are unlikely.

DOSAGE AND ADMINISTRATION

Nystatin and triamcinolone acetonide cream is usually applied to the affected areas twice daily in the morning and evening by gently and thoroughly massaging the preparation into the skin. The cream should be discontinued if symptoms persist after 25 days of therapy (see **PRECAUTIONS**, Laboratory Tests).

Nystatin and triamcinolone acetonide cream should not be used with occlusive dressings.

HOW SUPPLIED

Nystatin and triamcinolone acetonide cream USP is supplied in:

NDC 13668-610-01 15 g tube

NDC 13668-610-02 30 g tube

NDC 13668-610-05 60 g tube

STORAGE: Store at 20°C to 25°C (68°F to 77°F); excursions permitted between 15°C and 30°C (59°F and 86°F) [See USP Controlled Room Temperature].
Avoid Freezing.



Manufactured by:

TORRENT PHARMACEUTICALS LTD., INDIA .

Manufactured for:

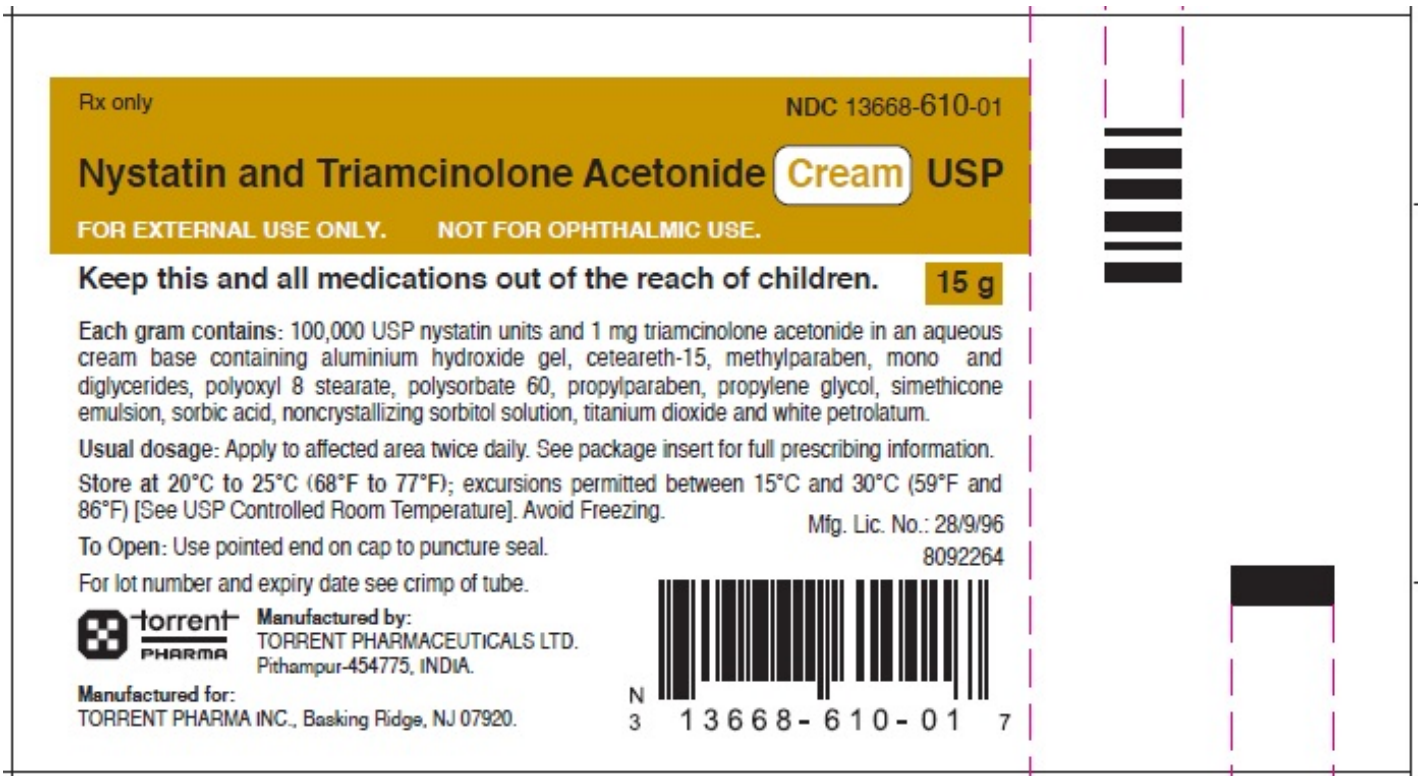
TORRENT PHARMA INC., Basking Ridge, NJ 07920

8090494

October 2022

PACKAGE LABEL.PRINCIPAL DISPLAY PANEL

15 g tube label



15 g carton label



NYSTATIN AND TRIAMCINOLONE ACETONIDE

nystatin and triamcinolone acetonide cream

Product Information

Product Type	HUMAN PRESCRIPTION DRUG	Item Code (Source)	NDC:13668-610
Route of Administration	TOPICAL		

Active Ingredient/Active Moiety

Ingredient Name	Basis of Strength	Strength
NYSTATIN (UNII: BDF1O1C72E) (NYSTATIN - UNII:BDF1O1C72E)	NYSTATIN	100000 [USP'U] in 1 g
TRIAMCINOLONE ACETONIDE (UNII: F446C597KA) (TRIAMCINOLONE ACETONIDE - UNII:F446C597KA)	TRIAMCINOLONE ACETONIDE	1 mg in 1 g

Inactive Ingredients

Ingredient Name	Strength
TITANIUM DIOXIDE (UNII: 15FIX9V2JP)	
POLYOXYL 8 STEARATE (UNII: 2P9L47VI5E)	
PROPYLENE GLYCOL (UNII: 6DC9Q167V3)	
METHYLPARABEN (UNII: A2I8C7HI9T)	
PROPYLPARABEN (UNII: Z8IX2SC1OH)	
SORBITOL (UNII: 506T60A25R)	
POLYSORBATE 60 (UNII: CAL22UVI4M)	
SORBIC ACID (UNII: X045VJ989B)	
ALUMINUM HYDROXIDE (UNII: 5QB0T2IUN0)	
MEDIUM-CHAIN TRIGLYCERIDES (UNII: C9H2L21V7U)	
PETROLATUM (UNII: 4T6H12BN9U)	
CETEARETH-15 (UNII: 867H4YOZ8Z)	
DIMETHICONE (UNII: 92RU3N3Y1O)	

Product Characteristics

Color	yellow (Light yellow to buff color)	Score	
Shape		Size	
Flavor		Imprint Code	
Contains			

Packaging

#	Item Code	Package Description	Marketing Start Date	Marketing End Date
1	NDC:13668-610-01	1 in 1 CARTON	07/14/2020	
1		15 g in 1 TUBE; Type 0: Not a Combination Product		
2	NDC:13668-610-02	1 in 1 CARTON	07/14/2020	
2		30 g in 1 TUBE; Type 0: Not a Combination Product		
3	NDC:13668-610-	1 in 1 CARTON	07/14/2020	

3	05	1 III 1 CARTON	07/14/2020
3		60 g in 1 TUBE; Type 0: Not a Combination Product	
Marketing Information			
Marketing Category	Application Number or Monograph Citation	Marketing Start Date	Marketing End Date
ANDA	ANDA213142	07/14/2020	

Labeler - Torrent Pharmaceuticals Limited (916488547)

Registrant - Torrent Pharma, Inc. (790033935)

Establishment			
Name	Address	ID/FEI	Business Operations
Torrent Pharmaceuticals Limited		650537058	analysis(13668-610) , manufacture(13668-610) , pack(13668-610)

Revised: 9/2023

Torrent Pharmaceuticals Limited