

FLUOCINONIDE- fluocinonide cream
Cosette Pharmaceuticals, Inc.

Fluocinonide Cream, USP 0.05%

(Emulsified Base)

For External Use Only

Not for Ophthalmic Use

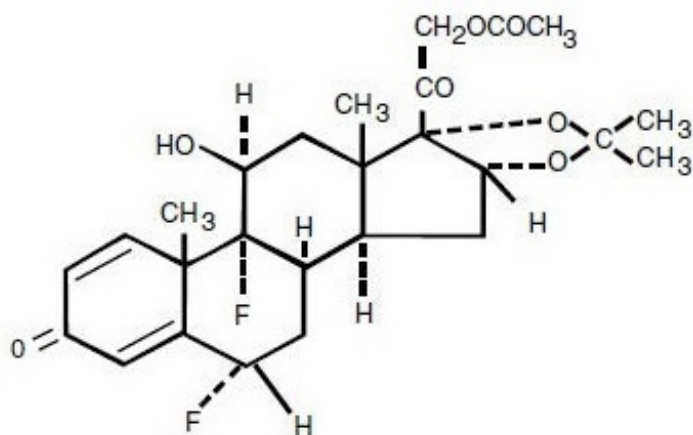
Rx only

DESCRIPTION

Fluocinonide Cream, USP 0.05% (Emulsified Base) is intended for topical administration. The active component is the corticosteroid fluocinonide, which is the 21-acetate ester of fluocinolone acetonide and has the chemical name pregna-1,4-diene-3,20-dione,21-(acetyloxy)-6,9-difluoro-11-hydroxy-16,17-[(1-methylethylidene)bis(oxy)]-, (6 α ,11 β ,16 α)-. It has the following chemical structure:

Mol. Formula: C₂₆H₃₂F₂O₇

Mol. Wt: 494.53



Fluocinonide Cream, USP 0.05% (Emulsified Base) contains fluocinonide 0.5 mg/g in a water-washable aqueous emollient base of cetyl alcohol, citric acid (anhydrous), mineral oil, polysorbate 60, propylene glycol, purified water, sorbitan monostearate, stearyl alcohol.

CLINICAL PHARMACOLOGY

Topical corticosteroids share anti-inflammatory, anti-pruritic and vasoconstrictive actions.

The mechanism of anti-inflammatory activity of the topical corticosteroids is unclear. Various laboratory methods, including vasoconstrictor assays, are used to compare and predict potencies and/or clinical efficacies of the topical corticosteroids. There is some evidence to suggest that a recognizable correlation exists between vasoconstrictor potency and therapeutic efficacy in man.

Pharmacokinetics

The extent of percutaneous absorption of topical corticosteroids is determined by many factors including the vehicle, the integrity of the epidermal barrier, and the use of occlusive dressings.

Topical corticosteroids can be absorbed from normal intact skin. Inflammation and/or other disease processes in the skin increase percutaneous absorption. Occlusive dressings substantially increase the percutaneous absorption of topical corticosteroids. Thus, occlusive dressings may be a valuable therapeutic adjunct for treatment of resistant dermatoses (see **DOSAGE AND ADMINISTRATION**). Once absorbed through the skin, topical corticosteroids are handled through pharmacokinetic pathways similar to systemically administered corticosteroids. Corticosteroids are bound to plasma proteins in varying degrees. Corticosteroids are metabolized primarily in the liver and are then excreted by the kidneys. Some of the topical corticosteroids and their metabolites are also excreted into the bile.

INDICATIONS AND USAGE

Fluocinonide Cream USP, 0.05% (Emulsified Base) is indicated for the relief of the inflammatory and pruritic manifestations of corticosteroid-responsive dermatoses.

CONTRAINDICATIONS

Fluocinonide Cream, USP 0.05% is contraindicated in those patients with a history of hypersensitivity to any of the components of the preparation.

PRECAUTIONS

General

Systemic absorption of topical corticosteroids has produced reversible hypothalamic-pituitary-adrenal (HPA) axis suppression, manifestations of Cushing's syndrome, hyperglycemia, and glucosuria in some patients.

Conditions which augment systemic absorption include the application of the more potent steroids, use over large surface areas, prolonged use, and the addition of occlusive dressings.

Therefore, patients receiving a large dose of a potent topical steroid applied to a large

surface area or under an occlusive dressing should be evaluated periodically for evidence of HPA axis suppression by using the urinary free cortisol and ACTH stimulation tests. If HPA axis suppression is noted, an attempt should be made to withdraw the drug, to reduce the frequency of application, or to substitute a less potent steroid.

Recovery of HPA axis function is generally prompt and complete upon discontinuation of the drug. Infrequently, signs and symptoms of steroid withdrawal may occur, requiring supplemental systemic corticosteroids.

Children may absorb proportionally larger amounts of topical corticosteroids and thus be more susceptible to systemic toxicity (see **PRECAUTIONS - Pediatric Use**). If irritation develops, topical corticosteroids should be discontinued and appropriate therapy instituted.

As with any topical corticosteroid product, prolonged use may produce atrophy of the skin and subcutaneous tissues. When used on intertriginous or flexor areas, or on the face, this may occur even with short-term use.

In the presence of dermatological infections, the use of an appropriate antifungal or antibacterial agent should be instituted. If a favorable response does not occur promptly, the corticosteroid should be discontinued until the infection has been adequately controlled.

Information for the Patient

Patients using topical corticosteroids should receive the following information and instructions:

1. This medication is to be used as directed by the physician. It is for external use only. Avoid contact with the eyes.
2. Patients should be advised not to use this medication for any disorder other than for which it was prescribed.
3. The treated skin area should not be bandaged or otherwise covered or wrapped as to be occlusive unless directed by the physician.
4. Patients should report any signs of local adverse reactions, especially under occlusive dressing.
5. Parents of pediatric patients should be advised not to use tight-fitting diapers or plastic pants on a child being treated in the diaper area, as these garments may constitute occlusive dressings.

Laboratory Tests

The following tests may be helpful in evaluating the HPA axis suppression:

Urinary free cortisol test
ACTH stimulation test

Carcinogenesis, Mutagenesis, and Impairment of Fertility

Long-term animal studies have not been performed to evaluate the carcinogenic potential or the effect on fertility of topical corticosteroids.

Studies to determine mutagenicity with prednisolone and hydrocortisone have revealed negative results.

Pregnancy Category C

Corticosteroids are generally teratogenic in laboratory animals when administered systemically at relatively low dosage levels. The more potent corticosteroids have been shown to be teratogenic after dermal application in laboratory animals. There are no adequate and well-controlled studies in pregnant women on teratogenic effects from topically applied corticosteroids. Therefore, topical corticosteroids should be used during pregnancy only if the potential benefit justifies the potential risk to the fetus. Drugs of this class should not be used extensively on pregnant patients, in large amounts, or for prolonged periods of time.

Nursing Mothers

It is not known whether topical administration of corticosteroids could result in sufficient systemic absorption to produce detectable quantities in breast milk. Systemically administered corticosteroids are secreted into breast milk in quantities not likely to have a deleterious effect on the infant. Nevertheless, caution should be exercised when topical corticosteroids are administered to a nursing woman.

Pediatric Use

Pediatric patients may demonstrate greater susceptibility to topical corticosteroid-induced hypothalamic-pituitary- adrenal (HPA) axis suppression and Cushing's syndrome than mature patients because of a larger skin surface area to body weight ratio.

HPA axis suppression, Cushing's syndrome, and intracranial hypertension have been reported in children receiving topical corticosteroids. Manifestations of adrenal suppression in children include linear growth retardation, delayed weight gain, low plasma cortisol levels, and absence of response to ACTH stimulation. Manifestations of intracranial hypertension include bulging fontanelles, headaches, and bilateral papilledema.

Administration of topical corticosteroids to children should be limited to the least amount compatible with an effective therapeutic regimen. Chronic corticosteroid therapy may interfere with the growth and development of children.

ADVERSE REACTIONS

The following local adverse reactions are reported infrequently with topical corticosteroids, but may occur more frequently with the use of occlusive dressings. These reactions are listed in an approximate decreasing order of occurrence:

Burning	Hypertrichosis	Maceration of the Skin
Itching	Acneiform Eruptions	Secondary Infection

Irritation	Hypopigmentation	Skin Atrophy
Dryness	Perioral Dermatitis	Striae
Folliculitis	Allergic Contact Dermatitis	Miliaria

To Report SUSPECTED ADVERSE REACTIONS, contact Cosette Pharmaceuticals Inc. at 1-800-922-1038 or FDA at 1-800-FDA-1088 or www.fda.gov/medwatch.

OVERDOSAGE

Topically applied corticosteroids can be absorbed in sufficient amounts to produce systemic effects (see **PRECAUTIONS**).

DOSAGE AND ADMINISTRATION

Fluocinonide Cream, USP 0.05% (Emulsified Base) is generally applied to the affected area as a thin film from two to four times daily, as needed.

Occlusive dressings may be used for the management of psoriasis or recalcitrant conditions.

If an infection develops, the use of occlusive dressings should be discontinued and appropriate antimicrobial therapy instituted.

HOW SUPPLIED

Fluocinonide Cream, USP 0.05% (Emulsified Base) is supplied in 15 g (NDC 0713-0664-15), 30 g (NDC 0713-0664-31) and 60 g (NDC 0713-0664-60) tubes.

Store at 20°-25°C (68°-77°F) [see USP Controlled Room Temperature]. Do not refrigerate.

Distributed by:

Cosette Pharmaceuticals, Inc.

South Plainfield, NJ 07080

VC7673

Rev. 09/2022

8-0664CPLNC3

PRINCIPAL DISPLAY PANEL

NDC 0713-0664-15

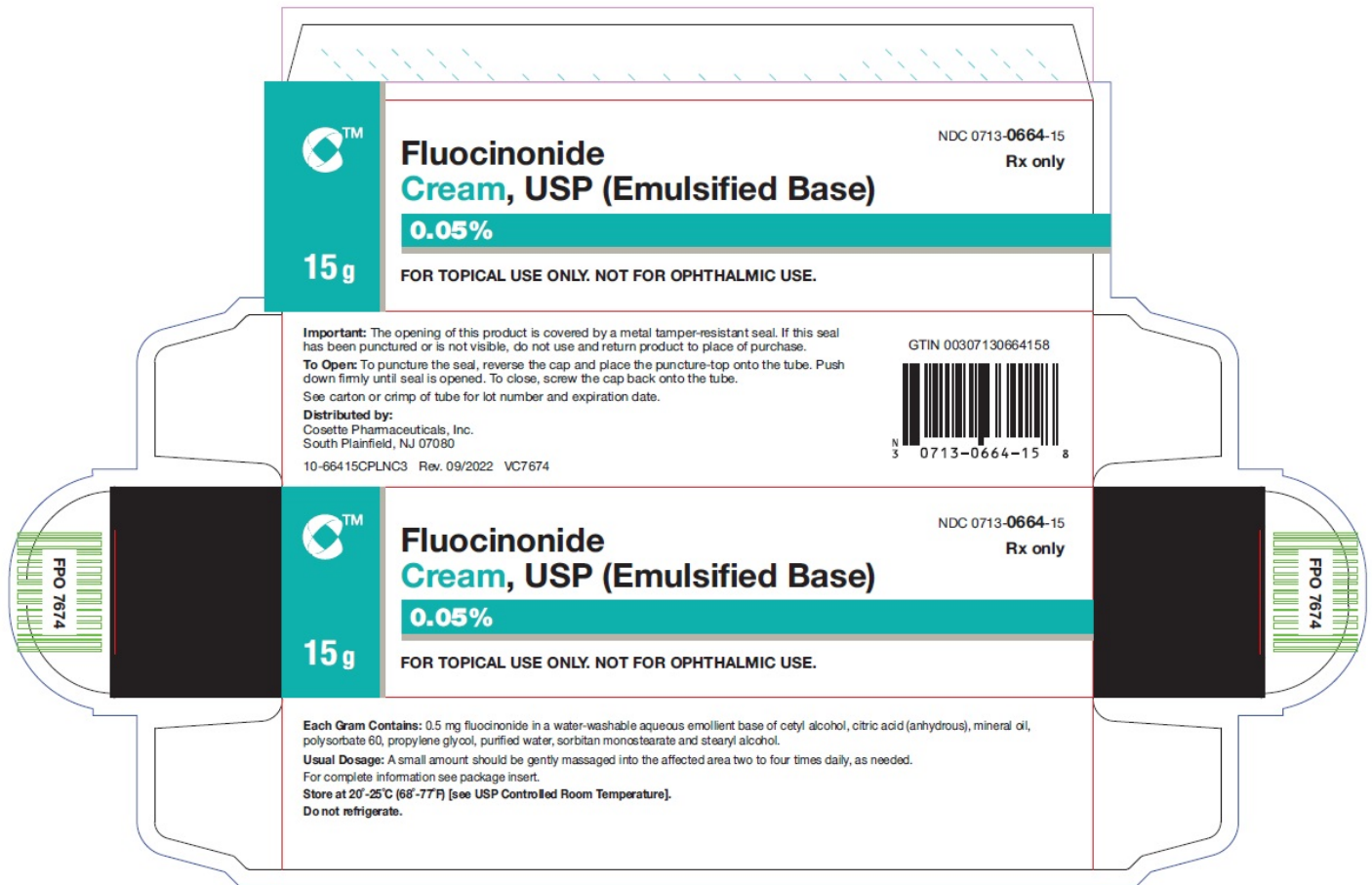
Fluocinonide Cream, USP (Emulsified Base) 0.05%

15 g

Rx only

FOR TOPICAL USE ONLY. NOT FOR OPHTHALMIC USE.

Cosette Pharmaceuticals, Inc.

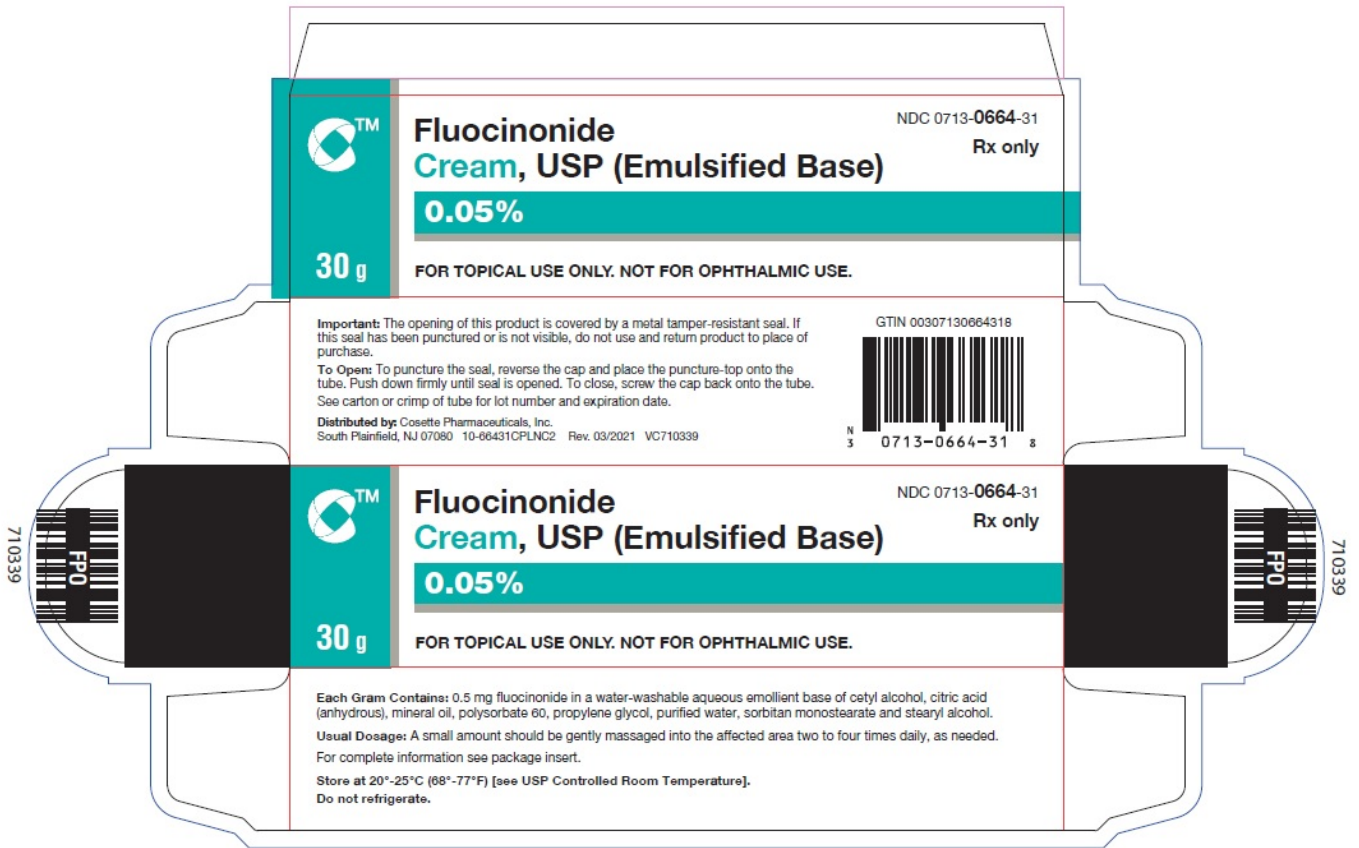


NDC 0713-0664-31

Fluocinonide Cream,USP (Emulsified Base) 0.0530 g

Rx onlyFOR TOPICAL USE ONLY. NOT FOR OPHTHALMIC USE.

Cosette Pharmaceuticals, Inc.



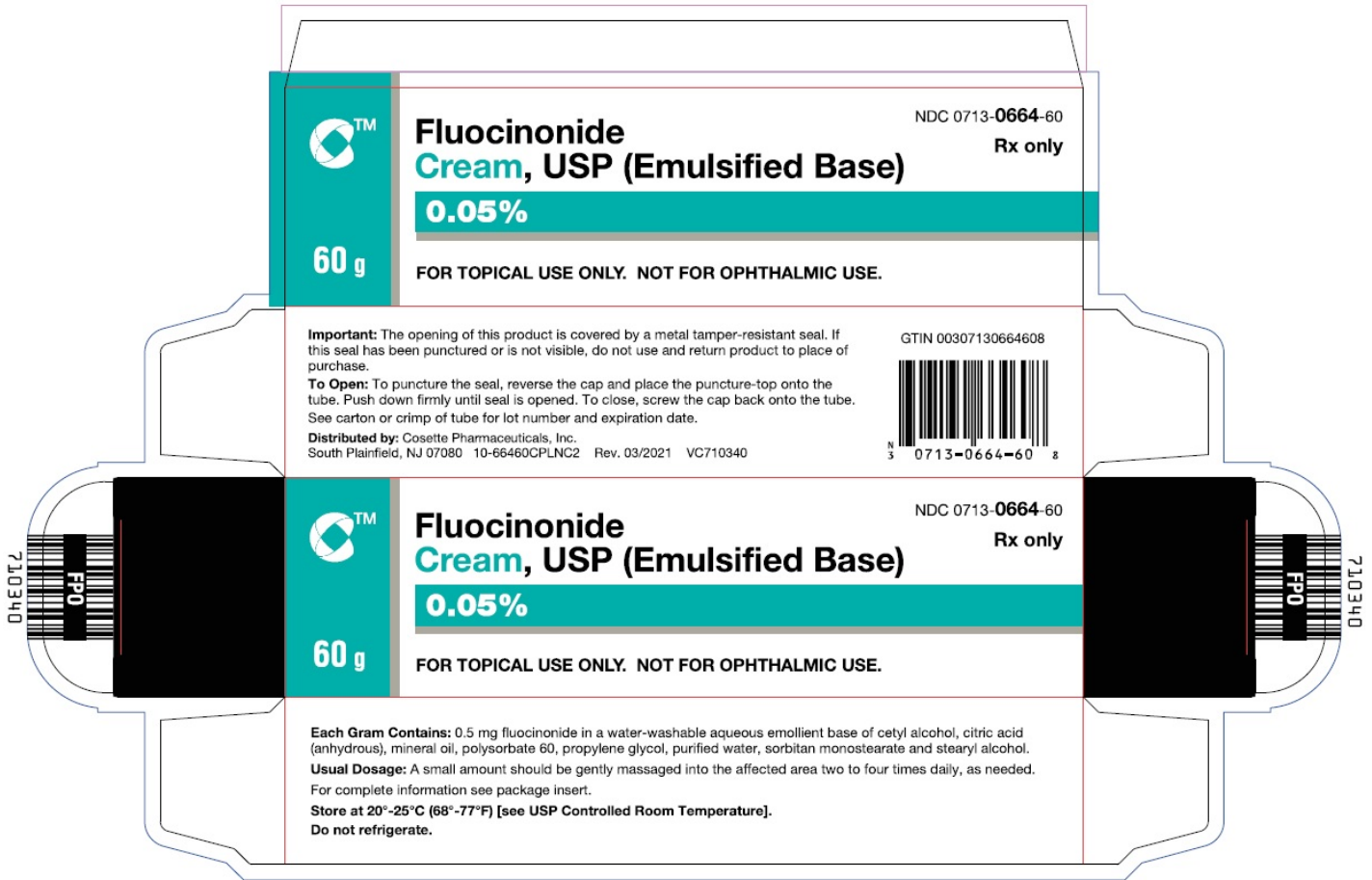
NDC 0713-0664-60

Fluocinonide Cream, USP (Emulsified Base) 0.05%

60 g Rx only

FOR TOPICAL USE ONLY. NOT FOR OPHTHALMIC USE.

Cosette Pharmaceuticals, Inc.



FLUOCINONIDE

fluocinonide cream

Product Information

Product Type	HUMAN PRESCRIPTION DRUG	Item Code (Source)	NDC:0713-0664
Route of Administration	TOPICAL		

Active Ingredient/Active Moiety

Ingredient Name	Basis of Strength	Strength
FLUOCINONIDE (UNII: 2W4A77YPAN) (FLUOCINONIDE - UNII:2W4A77YPAN)	FLUOCINONIDE	0.5 mg in 1 g

Inactive Ingredients

Ingredient Name	Strength
CETYL ALCOHOL (UNII: 936JST6JCN)	
ANHYDROUS CITRIC ACID (UNII: XF417D3PSL)	
MINERAL OIL (UNII: T5L8T28FGP)	
POLYSORBATE 60 (UNII: CAL22UVI4M)	
PROPYLENE GLYCOL (UNII: 6DC9Q167V3)	
WATER (UNII: 059QF0KO0R)	
SORBITAN MONOSTEARATE (UNII: NVZ410H58X)	

STEARYL ALCOHOL (UNII: 2KR89I4H1Y)

Packaging

#	Item Code	Package Description	Marketing Start Date	Marketing End Date
1	NDC:0713-0664-15	1 in 1 CARTON	10/09/2018	
1		15 g in 1 TUBE; Type 0: Not a Combination Product		
2	NDC:0713-0664-31	1 in 1 CARTON	10/09/2018	
2		30 g in 1 TUBE; Type 0: Not a Combination Product		
3	NDC:0713-0664-60	1 in 1 CARTON	10/09/2018	
3		60 g in 1 TUBE; Type 0: Not a Combination Product		

Marketing Information

Marketing Category	Application Number or Monograph Citation	Marketing Start Date	Marketing End Date
ANDA	ANDA074204	03/21/2016	

Labeler - Cosette Pharmaceuticals, Inc. (116918230)

Registrant - Cosette Pharmaceuticals, Inc. (116918230)

Establishment

Name	Address	ID/FEI	Business Operations
Cosette Pharmaceuticals NC Laboratories, LLC		079419931	analysis(0713-0664) , label(0713-0664) , manufacture(0713-0664) , pack(0713-0664)

Revised: 11/2023

Cosette Pharmaceuticals, Inc.