

ATROPINE SULFATE - atropine sulfate solution/ drops

Edenbridge Pharmaceuticals LLC.

HIGHLIGHTS OF PRESCRIBING INFORMATION

These highlights do not include all the information needed to use ATROPINE SULFATE OPHTHALMIC SOLUTION safely and effectively. See full prescribing information for ATROPINE SULFATE OPHTHALMIC SOLUTION.

ATROPINE SULFATE OPHTHALMIC SOLUTION, 1%, for topical ophthalmic use.

Initial U.S. Approval: 1960

INDICATIONS AND USAGE

Atropine is an anticholinergic indicated in adults and pediatric patients aged three (3) months and older for:

- Cycloplegia (1.1)
- Mydriasis (1.2)
- Penalization of the healthy eye in the treatment of amblyopia (1.3)

DOSAGE AND ADMINISTRATION

- Apply 1 drop topically to the cul-de-sac of the conjunctiva, forty minutes prior to the intended maximal dilation time. (2)
- In adults and pediatric patients aged 3 years and older, doses may be repeated up to twice daily as needed. (2)

DOSAGE FORMS AND STRENGTHS

Ophthalmic solution: 1% atropine sulfate (3)

CONTRAINDICATIONS

Hypersensitivity or allergic reaction to any ingredient in formulation (4.1)

WARNINGS AND PRECAUTIONS

- Photophobia and blurred vision due to pupil unresponsiveness and cycloplegia may last up to 2 weeks. (5.1)
- Risk of blood pressure increase from systemic absorption. (5.2)

ADVERSE REACTIONS

Most common adverse reactions that have been reported are eye pain and stinging on administration, blurred vision, photophobia, decreased lacrimation, increased heart rate and blood pressure. (6)

To report SUSPECTED ADVERSE REACTIONS, contact Edenbridge Pharmaceuticals, LLC at 1-877-381-3336 or FDA at 1-800-FDA-1088 or www.fda.gov/medwatch.

DRUG INTERACTIONS

The use of atropine and monoamine oxidase inhibitors (MAOI) is generally not recommended because of the potential to precipitate hypertensive crisis. (7)

USE IN SPECIFIC POPULATIONS

Should only be used in pregnant women if clearly needed. (8.1)

See 17 for PATIENT COUNSELING INFORMATION.

Revised: 4/2026

FULL PRESCRIBING INFORMATION: CONTENTS*
1 INDICATIONS AND USAGE

1.1 Cycloplegia

1.2 Mydriasis

1.3 Penalization of the Healthy Eye in the Treatment of Amblyopia

2 DOSAGE AND ADMINISTRATION

3 DOSAGE FORMS AND STRENGTHS

4 CONTRAINDICATIONS

4.1 Hypersensitivity

5 WARNINGS AND PRECAUTIONS

5.1 Photophobia and Blurred Vision

5.2 Elevation of Blood Pressure

5.3 Risk of Contamination

6 ADVERSE REACTIONS

6.1 Ocular Adverse Reactions

6.2 Systemic Adverse Reactions

7 DRUG INTERACTIONS

7.1 Monoamine oxidase inhibitors (MAOI)

8 USE IN SPECIFIC POPULATIONS

8.1 Pregnancy

8.2 Lactation

8.4 Pediatric Use

8.5 Geriatric Use

10 OVERDOSAGE

11 DESCRIPTION

12 CLINICAL PHARMACOLOGY

12.1 Mechanism of Action

12.2 Pharmacodynamics

12.3 Pharmacokinetics

13 NONCLINICAL TOXICOLOGY

13.1 Carcinogenesis, Mutagenesis, Impairment of Fertility

14 CLINICAL STUDIES

16 HOW SUPPLIED/STORAGE AND HANDLING

17 PATIENT COUNSELING INFORMATION

* Sections or subsections omitted from the full prescribing information are not listed.

FULL PRESCRIBING INFORMATION

1 INDICATIONS AND USAGE

Atropine Sulfate Ophthalmic Solution, 1% is indicated in adults and pediatric patients aged three (3) months and older for:

1.1 Cycloplegia

.

1.2 Mydriasis

1.3 Penalization of the Healthy Eye in the Treatment of Amblyopia

2 DOSAGE AND ADMINISTRATION

- Apply 1 drop topically to the cul-de-sac of the conjunctiva, forty minutes prior to the intended maximal dilation time.
- In adults and pediatric patients aged 3 years and older, doses may be repeated up to twice daily as needed.

3 DOSAGE FORMS AND STRENGTHS

Ophthalmic Solution: 1% atropine sulfate.

4 CONTRAINDICATIONS

4.1 Hypersensitivity

Atropine sulfate ophthalmic solution 1% is contraindicated in patients who have demonstrated a previous hypersensitivity or known allergic reaction to any ingredient of the formulation.

5 WARNINGS AND PRECAUTIONS

5.1 Photophobia and Blurred Vision

Photophobia and blurred vision due to pupil unresponsiveness and cycloplegia may last up to 2 weeks.

5.2 Elevation of Blood Pressure

Elevation in blood pressure from systemic absorption has been reported following conjunctival instillation of recommended doses of atropine sulfate ophthalmic solution, 1%.

5.3 Risk of Contamination

Do not touch the dropper tip to the eye, eyelids, or any other surface as this may contaminate the solution.

6 ADVERSE REACTIONS

The following serious adverse reactions are described below and elsewhere in the labeling:

- Photophobia and Blurred Vision [see *Warnings and Precautions (5.1)*]
- Elevation in Blood Pressure [see *Warnings and Precautions (5.2)*]

The following adverse reactions were identified in clinical studies or postmarketing reports following use of atropine sulfate ophthalmic solution. Because these reactions are reported voluntarily from a population of uncertain size, it is not always possible to reliably estimate their frequency or establish a causal relationship to drug exposure.

6.1 Ocular Adverse Reactions

Eye pain and stinging occurs upon instillation. Other commonly occurring adverse reactions include, blurred vision, photophobia, superficial keratitis and decreased lacrimation. Allergic reactions such as papillary conjunctivitis, contact dermatitis, and lid edema may also occur less commonly.

6.2 Systemic Adverse Reactions

Systemic effects of atropine are related to its anti-muscarinic activity. Systemic adverse events reported include dryness of skin, mouth, and throat from decreased secretions from mucus membranes; restlessness, irritability or delirium from stimulation of the central nervous system; tachycardia; flushed skin of the face and neck.

7 DRUG INTERACTIONS

7.1 Monoamine oxidase inhibitors (MAOI)

The use of atropine and monoamine oxidase inhibitors (MAOI) is generally not recommended because of the potential to precipitate hypertensive crisis.

8 USE IN SPECIFIC POPULATIONS

8.1 Pregnancy

Risk Summary

There are no adequate and well-controlled studies of atropine sulfate administration in pregnant women to inform a drug-associated risk. Adequate animal development and reproduction studies have not been conducted with atropine sulfate. In humans, 1% atropine sulfate is systemically bioavailable following topical ocular administration [see *Clinical Pharmacology (12.3)*].

Atropine sulfate ophthalmic solution 1% should only be used during pregnancy if the potential benefit justifies the potential risk to the fetus.

8.2 Lactation

Risk Summary

There is no information to inform risk regarding the presence of atropine in human milk following ocular administration of atropine sulfate to the mother. The effects on

breastfed infants and the effects on milk production are also unknown. The developmental and health benefits of breastfeeding should be considered along with the mother's clinical need for atropine sulfate and any potential adverse effects on the breastfed child from atropine sulfate.

8.4 Pediatric Use

The safety and effectiveness of atropine sulfate ophthalmic solution 1% have been established in pediatric patients aged 3 months and older. Use of atropine sulfate ophthalmic solution 1% is supported by evidence from adequate and well-controlled trials with additional safety data from published literature.

Due to the potential for systemic absorption, the use of atropine sulfate ophthalmic solution 1% in pediatric patients aged 3 months to 3 years should be limited to no more than one drop per eye per day.

Use in pediatric patients younger than 3 months of age is not recommended.

8.5 Geriatric Use

No overall differences in safety and effectiveness have been observed between elderly and younger adult patients.

10 OVERDOSAGE

In the event of accidental ingestion or toxic overdosage with atropine sulfate ophthalmic solution, supportive care may include a short acting barbiturate or diazepam as needed to control marked excitement and convulsions. Large doses for sedation should be avoided because central depressant action may coincide with the depression occurring late in atropine poisoning. Central stimulants are not recommended.

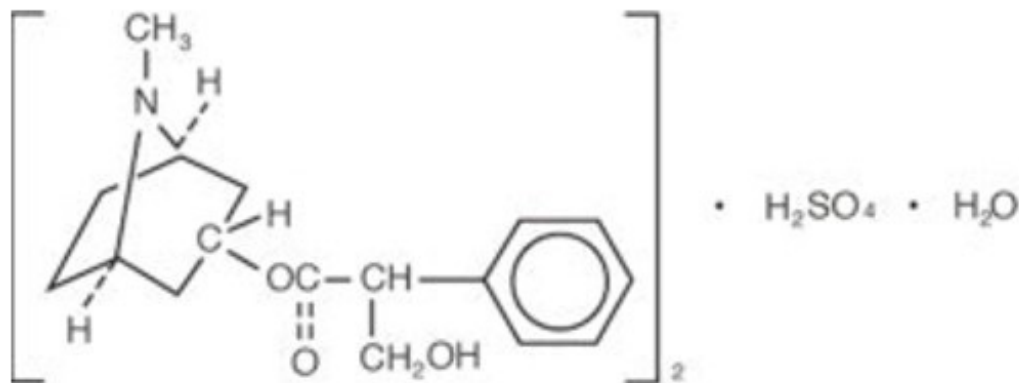
Physostigmine, given by slow intravenous injection of 1 to 4 mg (0.5 to 1 mg in pediatric populations), rapidly abolishes delirium and coma caused by large doses of atropine. Since physostigmine is rapidly destroyed, the patient may again lapse into coma after one to two hours, and repeated doses may be required.

Artificial respiration with oxygen may be necessary. Cooling measures may be needed to help to reduce fever, especially in pediatric populations.

The fatal adult dose of atropine is not known. In pediatric patients, 10 mg or less may be fatal.

11 DESCRIPTION

Atropine sulfate ophthalmic solution, 1% contains atropine, an anticholinergic, in a sterile colorless, clear solution for topical ophthalmic use. The active ingredient is represented by the chemical structure:



Chemical Name: Benzeneacetic acid, α -(hydroxymethyl)-, 8-methyl-8-azabicyclo[3.2.1]oct-3-yl ester, *endo* -(\pm)-, sulfate (2:1) (salt), monohydrate.

Molecular Formula: $(\text{C}_{17}\text{H}_{23}\text{NO}_3)_2 \cdot \text{H}_2\text{SO}_4 \cdot \text{H}_2\text{O}$

Molecular Weight: 694.83 g/mol

Each mL of atropine sulfate ophthalmic solution USP, 1% contains:

Active: atropine sulfate 10 mg (equivalent to 8.3 mg of atropine).

Inactives: benzalkonium chloride 0.1 mg (0.01%), dibasic sodium phosphate, edetate disodium, hypromellose (2910), monobasic sodium phosphate, hydrochloric acid and/or sodium hydroxide may be added to adjust pH (3.5 to 6.0), and water for injection USP.

12 CLINICAL PHARMACOLOGY

12.1 Mechanism of Action

Atropine is a reversible antagonist of muscarine-like actions of acetyl-choline and is therefore classified as an antimuscarinic agent. Atropine is relatively selective for muscarinic receptors. Its potency at nicotinic receptors is much lower, and actions at non-muscarinic receptors are generally undetectable clinically. Atropine does not distinguish among the M1, M2, and M3 subgroups of muscarinic receptors.

The pupillary constrictor muscle depends on muscarinic cholinergic activation. This activation is blocked by topical atropine resulting in unopposed sympathetic dilator activity and mydriasis. Atropine also weakens the contraction of the ciliary muscle, or cycloplegia. Cycloplegia results in loss of the ability to accommodate such that the eye cannot focus for near vision.

12.2 Pharmacodynamics

The onset of action after administration of atropine sulfate ophthalmic solution, 1%, is usually within 40 minutes with maximal effect being reached in about 2 hours. The effect can last for up to 2 weeks in a normal eye.

12.3 Pharmacokinetics

The bioavailability of atropine sulfate ophthalmic solution, 1% was assessed in six healthy subjects, 24 to 29 years of age. Subjects received either 0.3 mg atropine sulfate administered as bolus intravenous injection or 0.3 mg administered as 30 μ l instilled unilaterally in the cul-de-sac of the eye. Plasma l-hyoscyamine concentrations were determined over selected intervals up to eight hours after dose administration.

The mean bioavailability of topically applied atropine was $63.5 \pm 29\%$ (range 19 to 95%) with large inter-individual differences. Mean maximum observed plasma concentration for the ophthalmic solution was 288 ± 73 pg/mL. Maximum concentration was reached in 28 ± 27 min after administration. Terminal half-life of l-hyoscyamine was not affected by route of administration and was calculated to be 3 ± 1.2 hours (intravenous) and 2.5 ± 0.8 hours (topical ophthalmic).

In another placebo-controlled study, the systemic exposure to l-hyoscyamine, and the anti-cholinergic effects of atropine were investigated in eight ocular surgery patients 56 to 66 years of age, following single topical ocular 0.4 mg atropine dose (given as 40 microliters of atropine sulfate ophthalmic solution, 1%). The mean (\pm standard deviation (SD)) C_{max} of l-hyoscyamine in these patients was 860 ± 402 pg/mL, achieved within 8 minutes of eyedrop instillation.

Following intravenous administration, the mean (\pm SD) elimination half-life ($t_{1/2}$) of atropine was reported to be longer in pediatric subjects under 2 years (6.9 ± 3.3 hours) and in geriatric patients 65 to 75 years (10 ± 7.3 hours), compared to in children over 2 years (2.5 ± 1.2 hours) and in adults 16 to 58 years (3 ± 0.9 hours). (see *Use in Specific Populations* (8.4)).

Atropine is destroyed by enzymatic hydrolysis, particularly in the liver; from 13 to 50% is excreted unchanged in the urine. Traces are found in various secretions, including milk. The major metabolites of atropine are noratropine, atropin-n-oxide, tropine, and tropic acid. Atropine readily crosses the placental barrier and enters the fetal circulation but is not found in amniotic fluid.

Atropine binds poorly (about 44%) to plasma protein, mainly to alpha-1 acid glycoprotein; age has no effect on the serum protein binding of atropine. Atropine binding to α -1 acid glycoprotein was concentration dependent (2 to 20 mcg/mL) and nonlinear *in vitro* and *in vivo*. There is no gender effect on the pharmacokinetics of atropine administered by injection.

13 NONCLINICAL TOXICOLOGY

13.1 Carcinogenesis, Mutagenesis, Impairment of Fertility

Carcinogenesis

Long term studies have not been performed to evaluate the carcinogenic potential of atropine sulfate.

Mutagenesis

Atropine sulfate was negative in the salmonella/microsome mutagenicity test.

Impairment of Fertility

Studies to evaluate impairment of fertility have not been conducted.

14 CLINICAL STUDIES

Topical administration of atropine sulfate ophthalmic solution, 1% results in cycloplegia and mydriasis which has been demonstrated in several controlled clinical studies in adults and pediatric patients. Maximal mydriasis usually occurs in about 40 minutes and maximal cycloplegia is usually achieved in about 60 to 90 minutes after single administration. Full recovery usually occurs in approximately one week, but may last a couple of weeks.

16 HOW SUPPLIED/STORAGE AND HANDLING

Atropine sulfate ophthalmic solution, USP 1% is supplied in a plastic dropper bottle with a red cap in the following sizes:

NDC 42799-826-01	2 mL fill in 5mL bottle
NDC 42799-826-02	5 mL fill in 5mL bottle
NDC 42799-826-03	15 mL fill in 15mL bottle

Storage: Store at 20°C to 25°C (68°F to 77°F) [see USP Controlled Room Temperature]. Keep tightly closed. After opening, atropine sulfate ophthalmic solution can be used until the expiration date on the bottle.

17 PATIENT COUNSELING INFORMATION

Risk of Contamination

Advise patients not to touch the dropper tip to the eye, eyelids, or any other surface as this may contaminate the solution. Keep the bottle tightly closed.

Instillation Site Pain

Advise patients that drops will sting upon instillation.

Sensitivity to Light and Blurred Vision

Advise patients that they will experience sensitivity to light and blurred vision which may last for a couple of weeks.

Manufactured for:

Edenbridge Pharmaceuticals, LLC


DBA Dexcel Pharma USA


Parsippany, NJ 07054

877-381-3336

Revision: 01/2026

PACKAGE LABEL.PRINCIPAL DISPLAY PANEL

NDC 42799-826-01 Atropine Sulfate Ophthalmic Solution, USP 1%	Rx only	Each mL contains: Active: Atropine Sulfate 10 mg (1%), the amount of atropine in 10 mg of atropine sulfate is 8.3 mg. Preservative: Benzalkonium Chloride 0.1 mg (0.01%). Storage: Store at 20°C to 25°C (68°F to 77°F) [See USP Controlled Room Temperature]. Keep tightly closed. WARNING - KEEP OUT OF THE REACH OF CHILDREN. Manufactured for: Edenbridge Pharmaceuticals, LLC, Parsippany, NJ 07054 877-381-3336	30806120-2	Exp date:	Lot No:
FOR EYE USE ONLY		Sterile			
2 mL					





NDC 42799-826-02
Atropine Sulfate
Ophthalmic
Solution, USP 1%

FOR EYE USE ONLY

5 mL



Sterile

Rx only

Each mL contains:

Active: Atropine Sulfate 10 mg (1%),
the amount of atropine in 10 mg of atropine sulfate is 8.3 mg.
Preservative: Benzalkonium Chloride 0.1 mg (0.01%).

Storage: Store at 20°C to 25°C (68°F to 77°F) [See USP Controlled Room Temperature]. Keep tightly closed.

WARNING - KEEP OUT OF THE REACH OF CHILDREN.

Manufactured for: Edenbridge Pharmaceuticals, LLC, Parsippany, NJ 07054
877-381-3336

30806121-2

Exp date:

Lot No:

Rev. 07/2025





NDC 42799-826-03 Rx only
Atropine Sulfate
Ophthalmic
Solution, USP 1%
FOR EYE USE ONLY



15 mL

Sterile 877-381-3336

Each mL contains:
Active: Atropine Sulfate 10 mg (1%), the amount of atropine in 10 mg of atropine sulfate is 8.3 mg.
Preservative: Benzalkonium Chloride 0.1 mg (0.01%).
Usual Dosage: See package insert for dosage information.
Storage: Store at 20°C to 25°C (68°F to 77°F) [See USP Controlled Room Temperature]. Keep tightly closed.
WARNING - KEEP OUT OF THE REACH OF CHILDREN.
Manufactured for: Edenbridge Pharmaceuticals, LLC
 Parsippany, NJ 07054

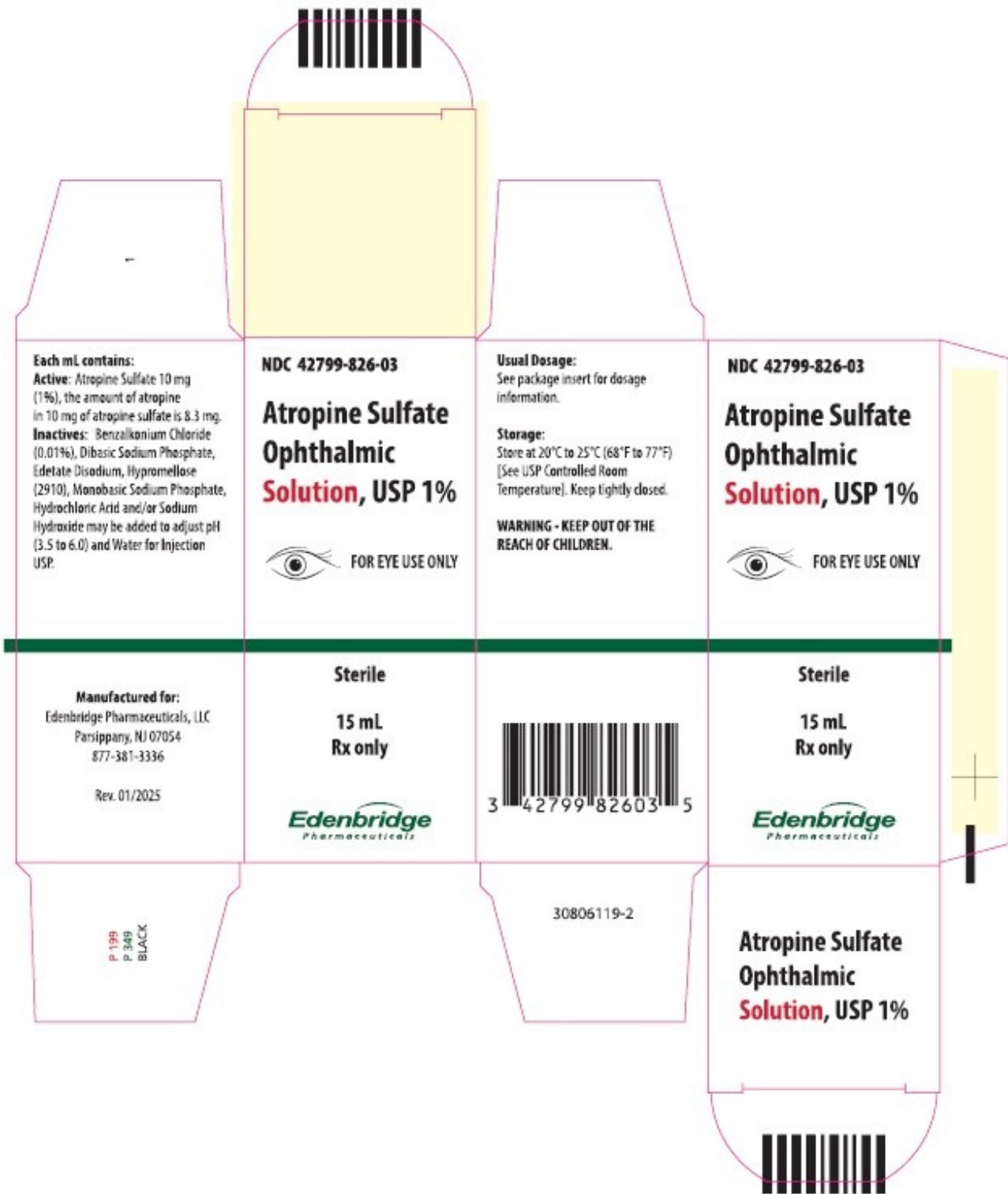
30806122-2

Exp date:

Lot No:

Rev. 07/2025





ATROPINE SULFATE

atropine sulfate solution/ drops

Product Information

Product Type	HUMAN PRESCRIPTION DRUG	Item Code (Source)	NDC:42799-826
Route of Administration	OPHTHALMIC		

Active Ingredient/Active Moiety

Ingredient Name	Basis of Strength	Strength
ATROPINE SULFATE (UNII: 03J5ZE7KA5) (ATROPINE - UNII:7C0697DR9I)	ATROPINE SULFATE	10 mg in 1 mL

Inactive Ingredients

Ingredient Name	Strength
BENZALKONIUM CHLORIDE (UNII: F5UM2KM3W7)	
SODIUM PHOSPHATE, DIBASIC (UNII: GR686LBA74)	
EDETATE DISODIUM (UNII: 7FLD91C86K)	
HYPROMELLOSE 2910 (4000 MPA.S) (UNII: RN3152OP35)	
SODIUM PHOSPHATE, MONOBASIC (UNII: 3980JIH2SW)	
HYDROCHLORIC ACID (UNII: QTT17582CB)	
SODIUM HYDROXIDE (UNII: 55X04QC32I)	
WATER (UNII: 059QF0KO0R)	

Packaging

#	Item Code	Package Description	Marketing Start Date	Marketing End Date
1	NDC:42799-826-01	1 in 1 CARTON	04/24/2026	
1		2 mL in 1 BOTTLE; Type 2: Prefilled Drug Delivery Device/System (syringe, patch, etc.)		
2	NDC:42799-826-02	1 in 1 CARTON	04/24/2026	
2		5 mL in 1 BOTTLE; Type 2: Prefilled Drug Delivery Device/System (syringe, patch, etc.)		
3	NDC:42799-826-03	1 in 1 CARTON	04/24/2026	
3		15 mL in 1 BOTTLE; Type 2: Prefilled Drug Delivery Device/System (syringe, patch, etc.)		

Marketing Information

Marketing Category	Application Number or Monograph Citation	Marketing Start Date	Marketing End Date
ANDA	ANDA219013	04/24/2026	

Labeler - Edenbridge Pharmaceuticals LLC. (948715060)

Revised: 4/2026

Edenbridge Pharmaceuticals LLC.