

FAMOTIDINE- famotidine tablet
St. Mary's Medical Park Pharmacy

Famotidine Tablets USP

1 Indications and Usage

Famotidine tablets are indicated in adult and pediatric patients 40 kg and above for the treatment of:

- active duodenal ulcer.
- active gastric ulcer.
- symptomatic non-erosive gastroesophageal reflux disease (GERD).
- erosive esophagitis due to GERD, diagnosed by biopsy.

Famotidine tablets are indicated in adults for the:

- treatment of pathological hypersecretory conditions (e.g., Zollinger-Ellison Syndrome, multiple endocrine neoplasias).
- reduction of the risk of duodenal ulcer recurrence.

2 Dosage and Administration

2.1 Recommended Dosage

Table 1 shows the recommended dosage of Famotidine 20 mg and 40 mg tablets in adults and pediatric patients weighing 40 kg or greater with normal renal function. The use of Famotidine 20 mg and 40 mg tablets is not recommended for use in pediatric patients weighing less than 40 kg because the lowest available strength (20 mg) exceeds the recommended dose for these patients. Use another famotidine formulation for pediatric patients weighing less than 40 kg.

Table 1: Recommended Dosage and Duration of Famotidine Tablets in Adults and Pediatric Patients 40kg and Greater with Normal Renal Function

Indication	Recommended Dosage	Recommended Duration
Active duodenal ulcer (DU)	40mg once daily; or 20mg twice daily ^a	Up to 8 weeks ^{b,c}
Active gastric ulcer	40mg once daily	Up to 8 weeks
Symptomatic non-erosive GERD	20mg twice daily	Up to 6 weeks ^c
Erosive esophagitis diagnosed by endoscopy	20mg twice daily; or 40mg twice daily ^a Starting dosage: 20mg every 6 hours;	Up to 12 weeks
Pathological hypersecretory conditions ^d	adjust dosage to individual patient needs Maximum dosage 160mg every 6 hours	As clinically indicated

Reduction of the risk of DU recurrence ^d

20mg once daily

1 year ^c or as clinically indicated

aBoth dosages demonstrated effectiveness in clinical trials [see Clinical Studies (14)].

bIn clinical trials, the majority of patients healed within 4 weeks. For patients who do not heal after 4 weeks, consider an additional 2 to 4 weeks of treatment [see Clinical Studies (14.1)].

cLonger treatment durations have not been studied in clinical trials [see Clinical Studies (14.1, 14.2, 14.3)].

dIn pediatric patients, the safety and effectiveness of Famotidine have not been established for the reduction of the risk of duodenal ulcer recurrence or for treatment of pathological hypersecretory conditions [see Use in Specific Populations (8.4)].

2.2 Dosage in Renal Impairment

Dosage adjustments of Famotidine are recommended for patients with moderate to severe renal impairment (creatinine clearance less than 60 mL/min) [see Use in Specific Populations (8.6)]. Table 2 shows the recommended maximum dosage of Famotidine 20 mg or 40 mg tablets for patients with renal impairment, by indication. Use the lowest effective dose. Some dosage adjustments may require switching to other formulations of famotidine (e.g., oral suspension, lower dose tablet).

Table 2: Recommended Maximum Dosage of Famotidine Tablets in Adults and Pediatric Patients 40 kg and Greater with Moderate and Severe Renal Impairment

Indication	Creatinine clearance 30 to 60mL/minute	Creatinine clearance less than 30 mL/minute
Active duodenal ulcer (DU)	20mg once daily; or 40mg every other day	20mg every other day ^a
Active gastric ulcer	20mg once daily; or 40mg every other day	20mg every other day ^a
Symptomatic non-erosive GERD	20mg once daily	20mg every other day ^a
Erosive esophagitis diagnosed by endoscopy ^a	20mg once daily; or 40mg every other day ^b	20mg every other day ^{a,b}
Pathological hypersecretory conditions ^a	Avoid use ^d	
Reduction of the risk of DU recurrence ^c	20mg every other day ^a	(see footnote) ^e

An alternate dosage regimen is 10 mg once daily. Since 20 mg or 40 mg tablet strength cannot be used for this dosage regimen, use an alternate famotidine formulation.

b Dosage adjustments for renal impairment are provided for both dosing regimens (20 mg twice daily and 40 mg twice daily) which showed effectiveness for the treatment of erosive esophagitis in clinical trials [see Clinical Studies (14.4)].

c In pediatric patients, the safety and effectiveness of Famotidine have not been

established for the reduction of the risk of duodenal ulcer recurrence or for treatment of pathological hypersecretory conditions [see Use in Specific Populations (8.4)].

d Doses required to treat pathological hypersecretory conditions may exceed the maximum doses evaluated in patients with impaired renal function. The risk for increased adverse reactions in renally-impaired patients treated with Famotidine for pathological hypersecretory conditions is unknown.

^eRecommended dosage regimen is 10 mg every other day. Since 20 mg or 40 mg tablet strength cannot be used for this dosage regimen, use an alternative famotidine formulation.

2.3 Administration Instructions

- Take Famotidine once daily before bedtime or twice daily in the morning and before bedtime, as recommended.
- Famotidine tablets may be taken with or without food [see Clinical Pharmacology (12.3)].
- Famotidine tablets may be given with antacids.

3 Dosage Forms and Strengths

- 20 mg tablets: A white, round, film-coated tablet engraved with CTI 121 on one side.
- 40 mg tablets: A white, round, film-coated tablet engraved with CTI 122 on one side.

4 Contraindications

Famotidine tablets are contraindicated in patients with a history of serious hypersensitivity reactions (e.g., anaphylaxis) to famotidine or other H₂ receptor antagonists.

5 Warnings and Precautions

5.1 Central Nervous System Adverse Reactions

Central nervous system (CNS) adverse reactions, including confusion, delirium, hallucinations, disorientation, agitation, seizures, and lethargy, have been reported in elderly patients and patients with moderate and severe renal impairment treated with Famotidine. Since famotidine blood levels are higher in patients with renal impairment than in patients with normal renal function, dosage adjustments are recommended in patients with renal impairment [see Dosage and Administration (2.2), Clinical Pharmacology (12.3)].

5.2 Concurrent Gastric Malignancy

In adults, symptomatic response to therapy with Famotidine does not preclude the presence of gastric malignancy. Consider evaluation for gastric malignancy in adult patients who have a suboptimal response or an early symptomatic relapse after completing treatment with Famotidine.

6 Adverse Reactions

6.1 Clinical Trial Experience

Because clinical trials are conducted under widely varying conditions, adverse reaction rates observed in the clinical trials of a drug cannot be directly compared to rates in the clinical trials of another drug and may not reflect the rates observed in practice.

Famotidine was studied in 7 US and international placebo- and-active-controlled trials in approximately 2500 patients [see Clinical Studies (14)]. A total of 1442 patients were treated with Famotidine, including 302 treated with 40 mg twice daily, 456 treated with 20 mg twice daily, 461 treated with 40 mg once daily, and 396 treated with 20 mg once daily. The population was 17-91 years old, fairly well distributed between gender and race, however the predominant race treated was Caucasian.

The following adverse reactions occurred in greater than or equal to 1% of Famotidine-treated patients: headache, dizziness and constipation.

The following other adverse reactions were reported in less than 1% of patients in clinical trials:

Body as a Whole: fever, asthenia, fatigue

Cardiovascular: palpitations

Gastrointestinal: elevated liver enzymes, vomiting, nausea, abdominal discomfort, anorexia, dry mouth

Hematologic: thrombocytopenia

Hypersensitivity: orbital edema, rash, conjunctival injection, bronchospasm

Musculoskeletal: musculoskeletal pain, arthralgia

Nervous System/Psychiatric: seizure, hallucinations, depression, anxiety, decreased libido, insomnia, somnolence

Skin: pruritus, dry skin, flushing

Special Senses: tinnitus, taste disorder

Other: impotence

6.2 Postmarketing Experience

The following adverse reactions have been reported during post-approval use of famotidine. Because these reactions are reported voluntarily from a population of uncertain size, it is not always possible to estimate their frequency or establish a causal relationship to drug exposure.

Cardiovascular: arrhythmia, AV block, prolonged QT interval

Gastrointestinal: cholestatic jaundice, hepatitis

Hematologic: agranulocytosis, pancytopenia, leukopenia

Hypersensitivity: anaphylaxis, angioedema, facial edema, urticaria

Musculoskeletal: rhabdomyolysis, muscle cramps

Nervous System/Psychiatric: confusion, agitation, paresthesia

Respiratory: interstitial pneumonia

Skin: toxic epidermal necrolysis/Stevens-Johnson syndrome

7 Drug Interactions

7.1 Drugs Dependent on Gastric pH for Absorption

Famotidine can reduce the absorption of other drugs, due to its effect on reducing intragastric acidity, leading to loss of efficacy of the concomitant drug.

Concomitant administration of Famotidine with dasatinib, delavirdine mesylate, cefditoren, and fosamprenavir is not recommended.

See the prescribing information for other drugs dependent on gastric pH for absorption for administration instructions, including atazanavir, erlotinib, ketoconazole, itraconazole, ledipasvir/sofosbuvir, nilotinib, and rilpivirine.

7.2 Tizanidine (CYP1A2 Substrate)

Although not studied clinically, famotidine is considered a weak CYP1A2 inhibitor and may lead to substantial increases in blood concentrations of tizanidine, a CYP1A2 substrate. Avoid concomitant use with Famotidine. If concomitant use is necessary, monitor for hypotension, bradycardia or excessive drowsiness. Refer to the full prescribing information for tizanidine.

8 Use in Specific Populations

8.1 Pregnancy

Risk Summary

Available data with H₂-receptor antagonists, including famotidine, in pregnant women are insufficient to establish a drug associated risk of major birth defects, miscarriage or adverse maternal or fetal outcomes. In animal reproduction studies, no adverse development effects were observed with oral administration of famotidine at doses up to approximately 243 and 122 times, respectively, the recommended human dose of 80 mg per day for the treatment of erosive esophagitis (see Data).

The estimated background risk for major birth defects and miscarriage for the indicated population is unknown. All pregnancies have a background risk of birth defect, loss, or other adverse outcomes. In the U.S. general population, the background risk of major birth defects and miscarriage in clinically recognized pregnancies is 2 to 4% and 15 to 20%, respectively.

Data

Animal Data

Reproductive studies have been performed in rats and rabbits at oral doses of up to 2000 and 500 mg/kg/day, respectively, and in both species at intravenous doses of up to 200 mg/kg/day, and have revealed no significant evidence of impaired fertility or harm to the fetus due to Famotidine. While no direct fetotoxic effects have been observed, sporadic abortions occurring only in mothers displaying marked decreased food intake were seen in some rabbits at oral doses of 200 mg/kg/day (about 49 times the recommended human dose of 80 mg per day, based on body surface area) or higher.

8.2 Lactation

Risk Summary

There are limited data available on the presence of famotidine in human breast milk. There were no effects on the breastfed infant. There are no data on famotidine effects on milk production. Famotidine is present in the milk of lactating rats (see Data). The developmental and health benefits of breastfeeding should be considered along with the mother's clinical need for famotidine and any potential adverse effects on the breastfed child from Famotidine or from the underlying maternal condition.

Data

Animal Data

Transient growth depression was observed in young rats suckling from mothers treated with maternotoxic doses of famotidine at least 600 times the usual human dose.

8.4 Pediatric Use

The safety and effectiveness of Famotidine have been established in pediatric patients for the treatment of peptic ulcer disease (i.e., duodenal ulcer, gastric ulcer) and GERD (i.e., symptomatic non-erosive GERD, erosive esophagitis as diagnosed by endoscopy). The use of Famotidine and the recommended dosage of Famotidine in these pediatric patients is supported by evidence from adequate and well-controlled studies of Famotidine in adults and published pharmacokinetic and pharmacodynamic data in pediatric patients [see Dosage and Administration (2.1), Clinical Pharmacology (12.2, 12.3)]. In pediatric patients, the safety and effectiveness for the treatment of pathological hypersecretory conditions and reduction of risk of duodenal ulcer recurrence have not been established.

Famotidine 20 and 40 mg tablets are not recommended for use in pediatric patients weighing less than 40 kg because these tablet strengths exceed the recommended dose for these patients [see Dosage and Administration (2.1)]. For pediatric patients weighing less than 40 kg, consider another famotidine formulation (e.g., oral suspension, lower dose tablet).

8.5 Geriatric Use

Of the 1442 Famotidine-treated patients in clinical studies, approximately 10% were 65 and older. In these studies, no overall differences in safety or effectiveness were observed between elderly and younger patients. In postmarketing experience, CNS adverse reactions have been reported in elderly patients with and without renal impairment receiving Famotidine [see Warnings and Precautions (5.1)].

Famotidine is known to be substantially excreted by the kidney, and the risk of adverse reactions to Famotidine may be greater in elderly patients, particularly those with impaired renal function [see Use in Specific Populations (8.6)].

In general, use the lowest effective dose of Famotidine for an elderly patient and monitor renal function [see Dosage and Administration (2.2)].

8.6 Renal Impairment

CNS adverse reactions and prolonged QT intervals have been reported in patients with moderate and severe renal impairment [see Warnings and Precautions (5.1)]. The clearance of famotidine is reduced in adults with moderate and severe renal impairment compared to adults with normal renal function [see Clinical Pharmacology (12.3)]. No dosage adjustment is needed in patients with mild renal impairment (creatinine clearance greater than or equal to 60 mL/minute). Dosage reduction is recommended in adult and pediatric patients greater than or equal to 40 kg with moderate or severe renal impairment (creatinine clearance less than 60 mL/minute) [see Dosage and Administration (2.2)].

10 Overdosage

The types of adverse reactions in overdosage of Famotidine are similar to the adverse reactions encountered with use of recommended dosages [see Adverse Reactions (6.1)].

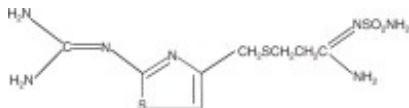
In the event of overdosage, treatment should be symptomatic and supportive.

Unabsorbed material should be removed from the gastrointestinal tract, the patient should be monitored, and supportive therapy should be employed.

Due to low binding to plasma proteins, famotidine is eliminated by hemodialysis. There is limited experience on the usefulness of hemodialysis as a treatment for Famotidine overdose.

11 Description

The active ingredient in Famotidine tablets is a histamine-2 (H₂) receptor antagonist. Famotidine is N'-(aminosulfonyl)-3-[[[2-[(diaminomethylene)amino]-4-thiazolyl]methyl]thio]propanimidamide. The empirical formula of famotidine is C₈H₁₅N₇O₂S₃ and its molecular weight is 337.43. Its structural formula is:



Each Famotidine tablet for oral administration contains either 20 mg or 40 mg of famotidine and the following inactive ingredients: hypromellose, microcrystalline cellulose, magnesium stearate, modified corn starch, polydextrose, polyethylene glycol, talc, sodium starch glycolate, titanium dioxide and triacetin.

Famotidine is a white to pale yellow crystalline compound that is freely soluble in glacial acetic acid, slightly soluble in methanol, very slightly soluble in water, and practically insoluble in ethanol.

12 Clinical Pharmacology

12.1 Mechanism of Action

Famotidine is a competitive inhibitor of histamine-2 (H₂) receptors. The primary clinically important pharmacologic activity of famotidine is inhibition of gastric secretion. Both the acid concentration and volume of gastric secretion are suppressed by famotidine, while changes in pepsin secretion are proportional to volume output.

12.2 Pharmacodynamics

Adults

Famotidine inhibited both basal and nocturnal gastric secretion, as well as secretion stimulated by food and pentagastrin. After oral administration of Famotidine, the onset of the antisecretory effect occurred within one hour; the maximum effect was dose-dependent, occurring within one to three hours. Duration of inhibition of secretion by doses of 20 mg and 40 mg was 10 to 12 hours.

Single evening oral doses of 20 mg and 40 mg inhibited basal and nocturnal acid secretion in all subjects; mean nocturnal gastric acid secretion was inhibited by 86% and 94%, respectively, for a period of at least 10 hours. The same doses given in the morning suppressed food-stimulated acid secretion in all subjects. The mean suppression was 76% and 84%, respectively, 3 to 5 hours after administration, and 25% and 30%, respectively, 8 to 10 hours after administration. In some subjects who received the 20 mg dose, however, the antisecretory effect was dissipated within 6 to 8 hours. There was no cumulative effect with repeated doses. The nocturnal intragastric pH was raised by evening doses of 20 mg and 40 mg of Famotidine tablets to mean

values of 5.0 and 6.4, respectively. When Famotidine was given after breakfast, the basal daytime interdigestive pH at 3 and 8 hours after 20 mg or 40 mg of Famotidine tablets was raised to about 5.

Famotidine tablets had little or no effect on fasting or postprandial serum gastrin levels. Gastric emptying and exocrine pancreatic function were not affected by Famotidine tablets.

In clinical pharmacology studies, systemic effects of Famotidine tablets in the CNS, cardiovascular, respiratory or endocrine systems were not noted. Also, no anti-androgenic effects were noted. Serum hormone levels, including prolactin, cortisol, thyroxine (T4), and testosterone, were not altered after treatment with Famotidine tablets.

Pediatric Patients

Pharmacodynamics of famotidine, assessed by gastric pH, were evaluated in 5 pediatric patients 2 to 13 years of age using the sigmoid Emax model. These data suggest that the relationship between serum concentration of famotidine and gastric acid suppression is similar to that observed in adults (see Table 3).

Table 3: Serum Concentrations of Famotidine Associated with Gastric Acid Reduction in Famotidine-Treated Pediatric and Adult Patients ^a

	EC50 (ng/mL) ^a
Pediatric Patients	26 ± 13
Adults	
Healthy adult subjects	26.5 ± 10.3
Adult patients with upper GI bleeding	18.7 ± 10.8

^aUsing the Sigmoid Emax model, serum concentrations of famotidine associated with 50% maximum gastric acid reduction are presented as means ± SD.

In a study examining the effect of famotidine on gastric pH and duration of acid suppression in pediatric patients, four pediatric patients ages 11 to 15 years of age using the oral formulation at a dose of 0.5 mg/kg, maintained a gastric pH above 5 for 13.5 ± 1.8 hours.

12.3 Pharmacokinetics

Absorption

Famotidine is incompletely absorbed. The bioavailability of oral doses is 40 to 45%. Bioavailability may be slightly increased by food, or slightly decreased by antacids; however, these effects are of no clinical consequence.

Peak famotidine plasma levels occur in 1 to 3 hours. Plasma levels after multiple dosages are similar to those after single doses.

Distribution

Fifteen to 20% of famotidine in plasma is protein bound.

Elimination

Metabolism

Famotidine undergoes minimal first-pass metabolism. Twenty-five to 30% of an oral dose was recovered in the urine as unchanged compound. The only metabolite identified in humans is the S-oxide.

Excretion

Famotidine has an elimination half-life of 2.5-3.5 hours. Famotidine is eliminated by renal (65 to 70%) and metabolic (30 to 35%) routes. Renal clearance is 250 to 450 mL/minute, indicating some tubular excretion.

Specific Populations

Pediatric Patients

Bioavailability studies of 8 pediatric patients (11 to 15 years of age) showed a mean oral bioavailability of 0.5 compared to adult values of 0.42 to 0.49. Oral doses of 0.5 mg per kg achieved AUCs of 580 ± 60 ng•hr/mL in pediatric patients 11 to 15 years of age, compared to 482 ± 181 ng•hr/mL in adults treated with 40 mg orally.

Patients with Renal Impairment

In adult patients with severe renal impairment (creatinine clearance less than 30 mL/minute), the systemic exposure (AUC) of famotidine increased at least 5-fold. In patients with moderate renal impairment (creatinine clearance between 30 to 60 mL/minute), the AUC of famotidine increased at least 2-fold [see Dosage and Administration (2.2), Use in Specific Populations (8.6)].

Drug Interaction Studies

Human Organic Anion Transporter (OAT) 1 and 3: In vitro studies indicate that famotidine is a substrate for OAT1 and OAT3. Following coadministration of probenecid (1500 mg), an inhibitor of OAT1 and OAT3, with a single oral 20 mg dose of famotidine in 8 healthy subjects, the serum AUC_{0-10h} of famotidine increased from 424 to 768 ng•hr/mL and the maximum serum concentration (C_{max}) increased from 73 to 113 ng/mL. Renal clearance, urinary excretion rate and amount of famotidine excreted unchanged in urine were decreased. The clinical relevance of this interaction is unknown. Multidrug and Toxin Extrusion Protein 1 (MATE-1): An in vitro study showed that famotidine is an inhibitor of MATE-1. However, no clinically significant interaction with metformin, a substrate for MATE-1, was observed.

CYP1A2: Famotidine is a weak CYP1A2 inhibitor.

13 Nonclinical Toxicology

13.1 Carcinogenesis, Mutagenesis, Impairment of Fertility

Carcinogenic potential of famotidine was assessed in a 106-week oral carcinogenicity study in rats and a 92-week oral carcinogenicity study in mice. In the 106-week study in rats and the 92-week study in mice at oral doses of up to 2000 mg/kg/day (approximately 243 and 122 times, respectively, based on body surface area, the recommended human dose of 80 mg per day for the treatment of erosive esophagitis), there was no evidence of carcinogenic potential for famotidine.

Famotidine was negative in the microbial mutagen test (Ames test) using *Salmonella typhimurium* and *Escherichia coli* with or without rat liver enzyme activation at concentrations up to 10,000 mcg/plate. In in vivo studies in mice, with a micronucleus test and a chromosomal aberration test, no evidence of a mutagenic effect was observed.

In studies with rats given oral doses of up to 2000 mg/kg/day (approximately 243 times, based on body surface area, the recommended human dose of 80 mg per day) fertility and reproductive performance were not affected.

14 Clinical Studies

14.1 Active Duodenal Ulcer

In a U.S. multicenter, double-blind trial in adult outpatients with endoscopically confirmed duodenal ulcer (DU), orally-administered Famotidine was compared to placebo. As shown in Table 4, 70% of patients treated with Famotidine 40 mg tablets at bedtime were healed by Week 4. Most patients DU healed within 4 weeks.

Patients not healed by Week 4 were continued in the trial. By Week 8, 83% of patients treated with Famotidine had healed DU, compared to 45% of patients treated with placebo. The incidence of DU healing with Famotidine was greater than with placebo at each time point based on proportion of endoscopically confirmed healed DUs. Trials have not assessed the safety of Famotidine in uncomplicated active DU for periods of more than 8 weeks.

Table 4: Patients with Endoscopically-Confirmed Healed Duodenal Ulcers

	<u>Famotidine Tablets</u> 40mg at bedtime (N=89)	<u>Famotidine Tablets</u> 20mg twice daily (N=84)	<u>Placebo</u> at bedtime (N=97)
Week 2	32% ^a	38% ^a	17%
Week 4	70%	67% ^a	31%

^ap<0.001 vs. placebo

In this study, time to relief of daytime and nocturnal pain was shorter for patients receiving Famotidine than for patients receiving placebo; patients receiving Famotidine also took less antacid than patients receiving placebo.

14.2 Active Gastric Ulcer

In both a U.S. and an international multicenter, double-blind trials in patients with endoscopically-confirmed active gastric ulcer (GU), orally-administered Famotidine 40 mg at bedtime was compared to placebo. Antacids were permitted during the trials, but consumption was not significantly different between the Famotidine and placebo groups. As shown in Table 5, the incidence of GU healing confirmed by endoscopy (dropouts counted as unhealed) with Famotidine was greater than placebo at Weeks 6 and 8 in the U.S. trial, and at Weeks 4, 6 and 8 in the international trial. In these trials, most Famotidine-treated patients healed within 6 weeks. Trials have not assessed the safety of Famotidine in uncomplicated active GU for periods of more than 8 weeks.

Table 5: Patients with Endoscopically-Confirmed Healed Gastric Ulcers

	<u>Famotidine</u> 40mg at bedtime (N=74)	<u>Placebo</u> at bedtime (N=75)	<u>Famotidine</u> 40mg at bedtime (N=149)	<u>Placebo</u> at bedtime (N=145)
Week 4	45%	39%	47% ^a	31%
Week 6	66% ^a	44%	65% ^a	46%
Week 8	78% ^b	64%	80% ^a	54%

^ap≤0.01 vs. placebo ^bp≤0.05 vs. placebo

Time to complete relief of daytime and nighttime pain was statistically significantly shorter for patients receiving Famotidine than for patients receiving placebo; however, neither trial demonstrated a statistically significant difference in the proportion of patients whose pain was relieved by the end of the trial (Week 8).

14.3 Symptomatic Gastroesophageal Reflux Disease (GERD)

Orally-administered Famotidine was compared to placebo in a U.S. trial that enrolled patients with symptoms of GERD and without endoscopic evidence of esophageal erosion or ulceration. As shown in Table 6, patients treated with Famotidine 20 mg twice daily had greater improvement in symptomatic GERD than patients treated with 40 mg at bedtime or placebo.

Table 6: Patients with Improvement of Symptomatic GERD (N=376)

	<u>Famotidine</u> 20mg twice daily (N=154)	<u>Famotidine</u> 40mg at bedtime (N=149)	<u>Placebo</u> at bedtime (N=73)
Week 6	82% ^a	69%	62%

^ap≤0.01 vs. placebo

14.4 Erosive Esophagitis Due to GERD

Healing of endoscopically-verified erosion and symptomatic improvement were studied in a U.S. and an international double-blind trials. Healing was defined as complete resolution of all erosions visible with endoscopy. The U.S. trial comparing orally-administered Famotidine 40 mg twice daily to placebo and orally administered Famotidine 20 mg twice daily showed a significantly greater percentage of healing of erosive esophagitis for Famotidine 40 mg tablets twice daily at Weeks 6 and 12 (Table 7).

Table 7: Patients with Endoscopic Healing of Erosive Esophagitis - U.S. Study (N=318)

	<u>Famotidine</u> 40mg twice daily (N=127)	<u>Famotidine</u> 20mg twice daily (N=125)	<u>Placebo</u> twice daily (N=66)
Week 6	48% ^{a,b}	32%	18%
Week 12	69% ^{a,c}	54% ^a	29%

^ap0.01 vs. placebo

^bp0.01 vs. Famotidine tablets 20 mg twice daily

^cp0.05 vs. Famotidine tablets 20 mg twice daily

As compared to placebo, patients in the U.S. trial who received Famotidine tablets had faster relief of daytime and nighttime heartburn, and a greater percentage of Famotidine-treated patients experienced complete relief of nighttime heartburn. These differences were statistically significant.

In the international trial, when orally-administered Famotidine 40 mg tablets twice daily was compared to orally-administered ranitidine 150 mg twice daily, a statistically significantly greater percentage of healing of erosive esophagitis was observed with Famotidine 40 mg tablets twice daily at Week 12 (Table 8). There was, however, no

significant difference in symptom relief among treatment groups.

Table 8: Patients with Endoscopic Healing of Erosive Esophagitis-International Study(N=440)

	<u>Famotidine</u> 40mg twice daily (N=175)	<u>Famotidine</u> 20mg twice daily (N=93)	<u>Ranitidine</u> 150mg twice daily (N=172)
Week 6	48%	52%	42%
Week 12	71% ^a	68%	60%

^ap≤0.05 vs ranitidine 150 mg twice daily

14.5 Pathological Hypersecretory Conditions

In trials of patients with pathological hypersecretory conditions such as Zollinger-Ellison Syndrome with or without multiple endocrine neoplasias, Famotidine significantly inhibited gastric acid secretion and controlled associated symptoms. Orally administered Famotidine dosages from 20 mg to 160 mg every 6 hours maintained basal acid secretion below 10 mEq/hour; initial dosages were titrated to the individual patient need and subsequent adjustments were necessary with time in some patients.

14.6 Risk Reduction of Duodenal Ulcer Recurrence

Two randomized, double-blind, multicenter trials in patients with endoscopically-confirmed healed DUs demonstrated that patients receiving treatment with orally-administered Famotidine

20 mg tablets at bedtime had lower rates of DU recurrence, as compared with placebo.

- In the U.S. trial, DU recurrence within 12 months was 2.4 times greater in patients treated

with placebo than in the patients treated with Famotidine tablets. The Famotidine-treated 89

patients had a cumulative observed DU recurrence rate of 23%, compared to a 57% in the

89 patients receiving placebo (p<0.01).

- In the international trial, the cumulative observed DU recurrence within 12 months in the 307

Famotidine-treated patients was 36%, compared to 76% in the 325 patients who received

placebo (p<0.01).

Controlled trials have not extended beyond one year.

17 Patient Counseling Information

Central Nervous System (CNS) Adverse Reactions

Advise elderly patients and those with moderate and severe renal impairment of the risk of CNS adverse reactions, including confusion, delirium, hallucinations, disorientation, agitation, seizures, and lethargy [see Warnings and Precautions (5.1)]. Report symptoms immediately to a healthcare provider.

QT Prolongation

Advise patients with moderate and severe renal impairment of the risk of QT interval prolongation [see Use in Specific Populations (8.6)]. Report new cardiac symptoms, such as palpitations, fainting and dizziness or lightheadedness immediately to a healthcare provider.

Administration

Advise patients:

- Take Famotidine tablets once daily before bedtime or twice daily in the morning and before bedtime, as recommended.
- Famotidine tablets may be taken with or without food.
- Famotidine tablets may be given with antacids.

16 How Supplied/Storage and Handling

Famotidine 40 mg tablets are white, round, film-coated tablets engraved with CTI 122 on one side, supplied as follows:




NDC

60760-327-07 BOTTLES OF 7

60760-327-60 BOTTLES OF 60

Storage

Store at 25°C (77°F); excursions permitted to 15° to 30°C (59° to 86°F) [see USP controlled room temperature]. Dispense in a tight, light-resistant container.

<p>NDC 60760-327-07 Famotidine Tablets USP 40mg QTY: 7 LOT# ??????? EXP ??-?? RX# 000000000 MANUFACTURED BY: Carlsbad Technology, Inc. Carlsbad, CA 92008 USA</p>  <p>60760-327-07</p>	<p>Famotidine Tablets USP 40mg QTY: 7 RX# 000000000 NDC 60760-327-07 LOT# ??????? EXP ??-??</p>	<p>Famotidine Tablets USP 40mg QTY: 7 RX# 000000000 NDC 60760-327-07 LOT# ??????? EXP ??-??</p>	<p>Famotidine Tablets USP 40mg QTY: 7 RX# 000000000 NDC 60760-327-07 LOT# ??????? EXP ??-??</p>	<p>Famotidine Tablets USP 40mg QTY: 7 RX# 000000000 NDC 60760-327-07 LOT# ??????? EXP ??-??</p>
 <p>PACKAGED BY: St. Mary's 10860 MAVINEE DR. ORD VALLEY, AZ 85737 MANAGED PHARMACY PROGRAMS</p>	<p>USE AS DIRECTED</p>			<p>(01) 00360760327077 (21) 000000000 (17) ??????? (10) ???????</p> 
<p>Rx only STORE AT CONTROLLED ROOM TEMPERATURE 15°- 30° C (59°-86°F)</p>				

FAMOTIDINE

famotidine tablet

Product Information

Product Type	HUMAN PRESCRIPTION DRUG	Item Code (Source)	NDC:60760-327(NDC:61442-122)	
Route of Administration	ORAL			
Active Ingredient/Active Moiety				
	Ingredient Name	Basis of Strength	Strength	
	FAMOTIDINE (UNII: 5QZO15J2Z8) (FAMOTIDINE - UNII:5QZO15J2Z8)	FAMOTIDINE	40 mg	
Inactive Ingredients				
	Ingredient Name		Strength	
	MAGNESIUM STEARATE (UNII: 70097M6I30)			
	CELLULOSE, MICROCRYSTALLINE (UNII: OP1R32D61U)			
	POLYDEXTROSE (UNII: VH2XOU12IE)			
	SODIUM STARCH GLYCOLATE TYPE A POTATO (UNII: 5856J3G2A2)			
	STARCH, CORN (UNII: O8232NY3SJ)			
	TALC (UNII: 7SEV7J4R1U)			
	TRIACETIN (UNII: XHX3C3X673)			
	TITANIUM DIOXIDE (UNII: 15FIX9V2JP)			
Product Characteristics				
Color	white (white)	Score	no score	
Shape	ROUND (ROUND)	Size	8mm	
Flavor		Imprint Code	CTI;122	
Contains				
Packaging				
#	Item Code	Package Description	Marketing Start Date	Marketing End Date
1	NDC:60760-327-07	7 in 1 BOTTLE, PLASTIC; Type 0: Not a Combination Product	12/18/2020	
2	NDC:60760-327-60	60 in 1 BOTTLE, PLASTIC; Type 0: Not a Combination Product	01/07/2021	
Marketing Information				
Marketing Category	Application Number or Monograph Citation	Marketing Start Date	Marketing End Date	
ANDA	ANDA075805	12/18/2020		

Labeler - St. Mary's Medical Park Pharmacy (063050751)

Establishment

Name	Address	ID/FEI	Business Operations
------	---------	--------	---------------------

Revised: 12/2022

St. Mary's Medical Park Pharmacy