

ONDANSETRON - ondansetron injection
Heritage Pharmaceuticals

HIGHLIGHTS OF PRESCRIBING INFORMATION

These highlights do not include all the information needed to use Ondansetron Injection, USP safely and effectively. See full prescribing information for Ondansetron Injection, USP.

ONDANSETRON injection, USP for intravenous or intramuscular use
Initial U.S. Approval: 1991

INDICATIONS AND USAGE

Ondansetron Injection, USP is a 5-HT₃ receptor antagonist indicated for the prevention of:

- nausea and vomiting associated with initial and repeat courses of emetogenic cancer chemotherapy. (1.1)
- postoperative nausea and/or vomiting. (1.2) (1)

DOSAGE AND ADMINISTRATION

Prevention of nausea and vomiting associated with initial and repeat courses of emetogenic cancer chemotherapy (2.1):

- Dilution of Ondansetron Injection in 50 mL of 5% Dextrose Injection or 0.9% Sodium Chloride Injection is required before administration to adult and pediatric patients.
- Adults and pediatric patients 6 months of age and older: The recommended dosage is 0.15 mg/kg per dose for 3 doses (maximum of 16 mg per dose), infused intravenously over 15 minutes.
- Administer the first dose 30 minutes before the start of chemotherapy and subsequent doses 4 and 8 hours after the first dose.

Prevention of postoperative nausea and/or vomiting (2.2):

- Dilution of Ondansetron Injection is not required before administration to adult and pediatric patients.
- See full prescribing information for the recommended dosage and administration instructions for adult and pediatric patients 1 month of age and older. (2)

Patients with severe hepatic impairment (2.3):

- Do not exceed a total daily dose of 8 mg. (2)

DOSAGE FORMS AND STRENGTHS

Ondansetron Injection, USP (2 mg per mL): 2 mL single-dose vial and 20 mL multi-dose vial. (3) (3)

CONTRAINDICATIONS

- Patients known to have hypersensitivity (e.g., anaphylaxis) to this product or any of its components. (4)
- Concomitant use of apomorphine. (4, 7.2) (4)

WARNINGS AND PRECAUTIONS

- Hypersensitivity reactions including anaphylaxis and bronchospasm, have been reported in patients who have exhibited hypersensitivity to other selective 5-HT₃ receptor antagonists. (5.1)
- QT prolongation occurs in a dose-dependent manner. Cases of Torsade de Pointes have been reported. Avoid ondansetron injection in patients with congenital long QT syndrome. (5.2)
- Serotonin syndrome has been reported with 5-HT₃ receptor agonists alone but particularly with concomitant use of serotonergic drugs. (5.3)
- Use in patients following abdominal surgery or in patients with chemotherapy-induced nausea and vomiting may mask a progressive ileus and/or gastric distention. (5.4)(5.5) (5)

ADVERSE REACTIONS

Chemotherapy-Induced Nausea and Vomiting –

- The most common adverse reactions (≥7%) in adults are diarrhea, headache, and fever. (6.1)

Postoperative Nausea and Vomiting –

- The most common adverse reaction (≥10%) which occurs at a higher frequency compared with placebo in adults is headache. (6.1)
- The most common adverse reaction (≥2%) which occurs at a higher frequency compared with placebo in pediatric patients aged 1 to 24 months is diarrhea. (6.1)

To report SUSPECTED ADVERSE REACTIONS, contact Heritage Pharmaceuticals Inc. at 1-866-901-DRUG (3784) or FDA at 1-800-FDA-1088 or www.fda.gov/medwatch. (6)

See 17 for PATIENT COUNSELING INFORMATION.

Revised: 7/2019

FULL PRESCRIBING INFORMATION: CONTENTS*

1 INDICATIONS AND USAGE

- 1.1 Prevention of Nausea and Vomiting Associated with Initial and Repeat Courses of Emetogenic Cancer Chemotherapy
- 1.2 Prevention of Postoperative Nausea and/or Vomiting

2 DOSAGE AND ADMINISTRATION

- 2.1 Prevention of Nausea and Vomiting Associated with Initial and Repeat Courses of Emetogenic Chemotherapy

- 2.2 Prevention of Postoperative Nausea and Vomiting
- 2.3 Dosage Adjustment for Patients with Hepatic Impairment

3 DOSAGE FORMS AND STRENGTHS

4 CONTRAINDICATIONS

5 WARNINGS AND PRECAUTIONS

- 5.1 Hypersensitivity Reactions
- 5.2 QT Prolongation
- 5.3 Serotonin Syndrome
- 5.4 Masking of Progressive Ileus and Gastric Distension
- 5.5 Effect on Peristalsis

6 ADVERSE REACTIONS

- 6.1 Clinical Trials Experience
- 6.2 Postmarketing Experience

7 DRUG INTERACTIONS

- 7.1 Drugs Affecting Cytochrome P-450 Enzymes
- 7.2 Apomorphine
- 7.3 Phenytoin, Carbamazepine, and Rifampin
- 7.4 Tramadol
- 7.5 Serotonergic Drugs
- 7.6 Chemotherapy
- 7.7 Temazepam
- 7.8 Alfentanil and Atracurium

8 USE IN SPECIFIC POPULATIONS

- 8.1 Pregnancy
- 8.2 Lactation
- 8.4 Pediatric Use
- 8.5 Geriatric Use
- 8.6 Hepatic Impairment
- 8.7 Renal Impairment

9 DRUG ABUSE AND DEPENDENCE

10 OVERDOSAGE

11 DESCRIPTION

12 CLINICAL PHARMACOLOGY

- 12.1 Mechanism of Action
- 12.2 Pharmacodynamics
- 12.3 Pharmacokinetics

13 NONCLINICAL TOXICOLOGY

- 13.1 Carcinogenesis, Mutagenesis, Impairment of Fertility

14 CLINICAL STUDIES

- 14.1 Chemotherapy-Induced Nausea and Vomiting
- 14.2 Prevention of Postoperative Nausea and/or Vomiting
- 14.3 Prevention of Further Postoperative Nausea and Vomiting

16 HOW SUPPLIED/STORAGE AND HANDLING

17 PATIENT COUNSELING INFORMATION

* Sections or subsections omitted from the full prescribing information are not listed.

FULL PRESCRIBING INFORMATION

1 INDICATIONS AND USAGE

1.1 Prevention of Nausea and Vomiting Associated with Initial and Repeat Courses of Emetogenic Cancer Chemotherapy

Ondansetron Injection, USP is indicated for the prevention of nausea and vomiting associated with initial and repeat courses of emetogenic cancer chemotherapy, including high-dose cisplatin.

Ondansetron Injection, USP is approved for patients aged 6 months and older.

1.2 Prevention of Postoperative Nausea and/or Vomiting

Ondansetron Injection, USP is indicated for the prevention of postoperative nausea and/or vomiting. As

with other antiemetics, routine prophylaxis is not recommended for patients in whom there is little expectation that nausea and/or vomiting will occur postoperatively. In patients in whom nausea and/or vomiting must be avoided postoperatively, Ondansetron Injection, USP is recommended even when the incidence of postoperative nausea and/or vomiting is low. For patients who do not receive prophylactic Ondansetron Injection, USP and experience nausea and/or vomiting postoperatively, Ondansetron Injection, USP may be given to prevent further episodes.

Ondansetron Injection, USP is approved for patients aged 1 month and older.

2 DOSAGE AND ADMINISTRATION

2.1 Prevention of Nausea and Vomiting Associated with Initial and Repeat Courses of Emetogenic Chemotherapy

Important Preparation Instructions

- Dilution of ondansetron injection in 50 mL of 5% Dextrose Injection or 0.9% Sodium Chloride Injection is required before administration to adult and pediatric patients for the prevention of nausea and vomiting associated with emetogenic chemotherapy.

For pediatric patients between 6 months and 1 year of age and/or 10 kg or less:

Depending on the fluid needs of the patient, ondansetron injection may be diluted in 10 to 50 mL of 5% Dextrose Injection or 0.9% Sodium Chloride Injection.

- Occasionally, ondansetron precipitates at the stopper/vial interface in vials stored upright. Potency and safety are not affected. If a precipitate is observed, resolubilize by shaking the vial vigorously.
- Do not mix ondansetron injection with solutions for which physical and chemical compatibility has not been established. In particular, this applies to alkaline solutions as a precipitate may form.
- Inspect the diluted ondansetron injection solution for particulate matter and discoloration before administration; discard if present.
- *Storage:* After dilution, do not use beyond 24 hours. Although ondansetron injection is chemically and physically stable when diluted as recommended, sterile precautions should be observed because diluents generally do not contain preservative.
- *Compatibility:* Ondansetron injection is compatible and stable at room temperature under normal lighting conditions for 48 hours after dilution with the following intravenous fluids: 0.9% Sodium Chloride Injection, 5% Dextrose Injection, 5% Dextrose and 0.9% Sodium Chloride Injection, 5% Dextrose and 0.45% Sodium Chloride Injection, and 3% Sodium Chloride Injection.

Dosage and Administration

The recommended dosage for adult and pediatric patients 6 months of age and older for prevention of nausea and vomiting associated with emetogenic chemotherapy is 0.15-mg/kg per dose for 3 doses (maximum of 16 mg per dose).

Caution: Dilution of ondansetron injection is required in adult and pediatric patients prior to administration.

Infuse intravenously over 15 minutes beginning 30 minutes before the start of emetogenic chemotherapy and then repeat 4 and 8 hours after the first dose.

2.2 Prevention of Postoperative Nausea and Vomiting

Important Preparation Instructions

- Dilution of ondansetron injection is not required before administration to adult and pediatric patients.
- Inspect ondansetron injection visually for particulate matter and discoloration before administration; discard if present.

Dosage and Administration

The recommended dose and administration instructions for adult and pediatric patients 1 month of age and older for prevention of postoperative nausea and vomiting are shown in Table 1.

Table 1. Recommended Dose and Administration of Ondansetron Injection for Prevention of Postoperative Nausea and Vomiting

Population	Recommended Single Dose	Administration Instructions	Timing of Administration
Adults and pediatric patients older than 12	4 mg ¹	May be administered intravenously or	Administer immediately before induction of

years of age		intramuscularly: <ul style="list-style-type: none"> • Intravenously: infuse undiluted syringe contents (4 mg) over at least 30 seconds and preferably longer (over 2 to 5 minutes). • Intramuscularly: inject undiluted syringe contents (4 mg). 	anesthesia, or postoperatively if the patient did not receive prophylactic antiemetics and experiences nausea and/or vomiting occurring within 2 hours after surgery ^{2,3}
Pediatric patients 1 month to 12 years and more than 40 kg	4 mg	Infuse intravenously over at least 30 seconds and preferably longer (over 2 to 5 minutes).	
Pediatric patients 1 month to 12 years and 40 kg or less	0.1 mg/kg	Infuse intravenously over at least 30 seconds and preferably longer (over 2 to 5 minutes).	

¹ Few patients above 80 kg have been studied.

² Administration of a second intravenous dose of 4 mg ondansetron postoperatively in adult patients who received a 4 mg prophylactic dose does not provide additional control of nausea and vomiting [see *Clinical Studies (14.3)*].

³ For pediatric patients (1 month to 12 years) prevention of nausea and vomiting was only studied in patients who had not received prophylactic ondansetron.

2.3 Dosage Adjustment for Patients with Hepatic Impairment

In patients with severe hepatic impairment (Child-Pugh score of 10 or greater), a single maximal daily dose of 8 mg infused over 15 minutes beginning 30 minutes before the start of the emetogenic chemotherapy is recommended. There is no experience beyond first-day administration of ondansetron in these patients [see *Use in Specific Populations (8.6)*].

3 DOSAGE FORMS AND STRENGTHS

Ondansetron Injection, USP 2 mg per mL is a clear, colorless, nonpyrogenic, sterile solution available as a 2 mL single-dose vial and 20 mL multi-dose vial.

4 CONTRAINDICATIONS

Ondansetron injection is contraindicated for patients known to have hypersensitivity (e.g., anaphylaxis) to this product or any of its components. Anaphylactic reactions have been reported in patients taking ondansetron [see *Adverse Reactions (6.2)*].

The concomitant use of apomorphine with ondansetron is contraindicated based on reports of profound hypotension and loss of consciousness when apomorphine was administered with ondansetron.

5 WARNINGS AND PRECAUTIONS

5.1 Hypersensitivity Reactions

Hypersensitivity reactions, including anaphylaxis and bronchospasm, have been reported in patients who have exhibited hypersensitivity to other selective 5-HT₃ receptor antagonists.

5.2 QT Prolongation

Ondansetron prolongs the QT interval in a dose-dependent manner [see *Clinical Pharmacology (12.2)*]. In addition, postmarketing cases of Torsade de Pointes have been reported in patients using ondansetron. Avoid ondansetron injection in patients with congenital long QT syndrome. ECG monitoring is recommended in patients with electrolyte abnormalities (e.g., hypokalemia or hypomagnesemia), congestive heart failure, bradyarrhythmias, or patients taking other medicinal products that lead to QT prolongation.

5.3 Serotonin Syndrome

The development of serotonin syndrome has been reported with 5-HT₃ receptor antagonists. Most reports have been associated with concomitant use of serotonergic drugs (e.g., selective serotonin reuptake inhibitors (SSRIs), serotonin and norepinephrine reuptake inhibitors (SNRIs), monoamine oxidase inhibitors, mirtazapine, fentanyl, lithium, tramadol, and intravenous methylene blue). Some of the reported cases were fatal. Serotonin syndrome occurring with overdose of ondansetron alone has also been reported. The majority of reports of serotonin syndrome related to 5-HT₃ receptor antagonist use occurred in a post-anesthesia care unit or an infusion center.

Symptoms associated with serotonin syndrome may include the following combination of signs and symptoms: mental status changes (e.g., agitation, hallucinations, delirium, and coma), autonomic instability (e.g., tachycardia, labile blood pressure, dizziness, diaphoresis, flushing, hyperthermia), neuromuscular symptoms (e.g., tremor, rigidity, myoclonus, hyperreflexia, incoordination), seizures, with or without gastrointestinal symptoms (e.g., nausea, vomiting, diarrhea). Patients should be monitored for the emergence of serotonin syndrome, especially with concomitant use of ondansetron injection and other serotonergic drugs. If symptoms of serotonin syndrome occur, discontinue ondansetron injection and initiate supportive treatment. Patients should be informed of the increased risk of serotonin syndrome, especially if ondansetron injection is used concomitantly with other serotonergic drugs [see *Drug Interactions (7.5)*, *Overdosage (10)*, *Patient Counseling Information (17)*].

5.4 Masking of Progressive Ileus and Gastric Distension

The use of ondansetron injection in patients following abdominal surgery or in patients with chemotherapy-induced nausea and vomiting may mask a progressive ileus and gastric distention.

5.5 Effect on Peristalsis

Ondansetron injection is not a drug that stimulates gastric or intestinal peristalsis. It should not be used instead of nasogastric suction.

6 ADVERSE REACTIONS

6.1 Clinical Trials Experience

Because clinical trials are conducted under widely varying conditions, adverse reaction rates observed in the clinical trials of a drug cannot be directly compared with rates in the clinical trials of another drug and may not reflect the rates observed in clinical practice.

The following adverse reactions have been reported in clinical trials of adult patients treated with ondansetron, the active ingredient of intravenous ondansetron injection across a range of dosages. A causal relationship to therapy with ondansetron injection (ondansetron) was unclear in many cases.

Chemotherapy-induced Nausea and Vomiting

Table 2. Adverse Reactions Reported in >5% of Adult Patients Who Received Ondansetron at a Dosage of Three 0.15-mg/kg Doses

Adverse Reaction	Number of Adult Patients with Reaction		
	Ondansetron Injection 0.15 mg/kg x 3 (n = 419)	Metoclopramide (n = 156)	Placebo (n = 34)
Diarrhea	16%	44%	18%
Headache	17%	7%	15%
Fever	8%	5%	3%

Cardiovascular: Rare cases of angina (chest pain), electrocardiographic alterations, hypotension, and tachycardia have been reported.

Gastrointestinal: Constipation has been reported in 11% of chemotherapy patients receiving multiday ondansetron.

Hepatic: In comparative trials in cisplatin chemotherapy patients with normal baseline values of aspartate transaminase (AST) and alanine transaminase (ALT), these enzymes have been reported to exceed twice the upper limit of normal in approximately 5% of patients. The increases were transient and did not

appear to be related to dose or duration of therapy. On repeat exposure, similar transient elevations in transaminase values occurred in some courses, but symptomatic hepatic disease did not occur.

Integumentary: Rash has occurred in approximately 1% of patients receiving ondansetron.

Neurological: There have been rare reports consistent with, but not diagnostic of, extrapyramidal reactions in patients receiving ondansetron injection, and rare cases of grand mal seizure.

Other: Rare cases of hypokalemia have been reported.

Postoperative Nausea and Vomiting

The adverse reactions in Table 3 have been reported in $\geq 2\%$ of adults receiving ondansetron at a dosage of 4 mg intravenous over 2 to 5 minutes in clinical trials.

Table 3. Adverse Reactions Reported in $\geq 2\%$ (and with Greater Frequency than the Placebo Group) of Adult Patients Receiving Ondansetron at a Dosage of 4 mg Intravenous over 2 to 5 Minutes

Adverse Reaction,^{a,b}	Ondansetron Injection 4 mg Intravenous (n = 547)	Placebo (n = 547)
Headache	92 (17%)	77 (14%)
Drowsiness/sedation	44 (8%)	37 (7%)
Injection site reaction	21 (4%)	18 (3%)
Fever	10 (2%)	6 (1%)
Cold sensation	9 (2%)	8 (1%)
Pruritus	9 (2%)	3 (< 1%)
Paresthesia	9 (2%)	2 (< 1%)

^a Adverse reactions: Rates of these reactions were not significantly different in the ondansetron and placebo groups.

^b Patients were receiving multiple concomitant perioperative and postoperative medications.

Pediatric Use: Rates of adverse reactions were similar in both the ondansetron and placebo groups in pediatric patients receiving ondansetron (a single 0.1-mg/kg dose for pediatric patients weighing 40 kg or less, or 4 mg for pediatric patients weighing more than 40 kg) administered intravenously over at least 30 seconds. Diarrhea was seen more frequently in patients taking ondansetron injection (2%) compared with placebo (<1%) in the 1-month to 24-month age-group. These patients were receiving multiple concomitant perioperative and postoperative medications.

6.2 Postmarketing Experience

The following adverse reactions have been identified during post-approval use of ondansetron. Because these reactions are reported voluntarily from a population of uncertain size, it is not always possible to reliably estimate their frequency or establish a causal relationship to drug exposure. The reactions have been chosen for inclusion due to a combination of their seriousness, frequency of reporting, or potential causal connection to ondansetron.

Cardiovascular

Arrhythmias (including ventricular and supraventricular tachycardia, premature ventricular contractions, and atrial fibrillation), bradycardia, electrocardiographic alterations (including second-degree heart block, QT/QTc interval prolongation, and ST segment depression), palpitations, and syncope. Rarely and predominantly with intravenous ondansetron, transient ECG changes including QT/QTc interval prolongation have been reported [see *Warnings and Precautions* (5.2)].

General

Flushing. Rare cases of hypersensitivity reactions, sometimes severe (e.g., anaphylactic reactions, angioedema, bronchospasm, cardiopulmonary arrest, hypotension, laryngeal edema, laryngospasm, shock, shortness of breath, stridor) have also been reported. A positive lymphocyte transformation test to ondansetron has been reported, which suggests immunologic sensitivity to ondansetron.

Hepatobiliary

Liver enzyme abnormalities have been reported. Liver failure and death have been reported in patients with cancer receiving concurrent medications including potentially hepatotoxic cytotoxic chemotherapy and antibiotics.

Local Reactions

Pain, redness, and burning at site of injection.

Lower Respiratory

Hiccups.

Neurological

Oculogyric crisis, appearing alone, as well as with other dystonic reactions. Transient dizziness during or shortly after intravenous infusion.

Skin

Urticaria, Stevens-Johnson syndrome, and toxic epidermal necrolysis.

Eye Disorders

Cases of transient blindness, predominantly during intravenous administration, have been reported. These cases of transient blindness were reported to resolve within a few minutes up to 48 hours. Transient blurred vision, in some cases associated with abnormalities of accommodation, have also been reported.

7 DRUG INTERACTIONS

7.1 Drugs Affecting Cytochrome P-450 Enzymes

Ondansetron does not appear to induce or inhibit the cytochrome P-450 drug-metabolizing enzyme system of the liver. Because ondansetron is metabolized by hepatic cytochrome P-450 drug-metabolizing enzymes (CYP3A4, CYP2D6, CYP1A2), inducers or inhibitors of these enzymes may change the clearance and, hence, the half-life of ondansetron [see *Clinical Pharmacology (12.3)*]. On the basis of limited available data, no dosage adjustment is recommended for patients on these drugs.

7.2 Apomorphine

Based on reports of profound hypotension and loss of consciousness when apomorphine was administered with ondansetron, the concomitant use of apomorphine with ondansetron is contraindicated [see *Contraindications (4)*].

7.3 Phenytoin, Carbamazepine, and Rifampin

In patients treated with potent inducers of CYP3A4 (i.e., phenytoin, carbamazepine, and rifampin), the clearance of ondansetron was significantly increased and ondansetron blood concentrations were decreased. However, on the basis of available data, no dosage adjustment for ondansetron is recommended for patients on these drugs [see *Clinical Pharmacology (12.3)*].

7.4 Tramadol

Although there are no data on pharmacokinetic drug interactions between ondansetron and tramadol, data from two small trials indicate that concomitant use of ondansetron may result in reduced analgesic activity of tramadol. Patients on concomitant ondansetron self administered tramadol more frequently in these trials, leading to an increased cumulative dose in patient-controlled administration (PCA) of tramadol.

7.5 Serotonergic Drugs

Serotonin syndrome (including altered mental status, autonomic instability, and neuromuscular symptoms) has been described following the concomitant use of 5-HT₃ receptor antagonists and other serotonergic drugs, including selective serotonin reuptake inhibitors (SSRIs) and serotonin and noradrenaline reuptake inhibitors (SNRIs) [see *Warnings and Precautions (5.3)*].

7.6 Chemotherapy

In humans, carmustine, etoposide, and cisplatin do not affect the pharmacokinetics of ondansetron.

In a crossover trial in 76 pediatric patients, intravenous ondansetron did not increase blood levels of high-dose methotrexate.

7.7 Temazepam

The coadministration of ondansetron had no effect on the pharmacokinetics and pharmacodynamics of temazepam.

7.8 Alfentanil and Atracurium

Ondansetron does not alter the respiratory depressant effects produced by alfentanil or the degree of neuromuscular blockade produced by atracurium. Interactions with general or local anesthetics have not been studied.

8 USE IN SPECIFIC POPULATIONS

8.1 Pregnancy

Risk Summary

Available data do not reliably inform the association of ondansetron and adverse fetal outcomes. Published epidemiological studies on the association between ondansetron and fetal outcomes have reported inconsistent findings and have important methodological limitations hindering interpretation [see Data]. Reproductive studies in rats and rabbits did not show evidence of harm to the fetus when ondansetron was administered intravenously during organogenesis at approximately 3.6 and 2.9 times the maximum recommended human intravenous dose of 0.15 mg/kg given three times a day, based on body surface area, respectively [see Data].

The background risk of major birth defects and miscarriage for the indicated population is unknown. In the US general population, the estimated background risk of major birth defects and miscarriages in clinically recognized pregnancies is 2 to 4% and 15 to 20%, respectively.

Data

Human Data

Methodological limitations of the epidemiology studies preclude a reliable evaluation of the potential risk of adverse fetal outcomes with the use of ondansetron in pregnancy.

Two large retrospective cohort studies of ondansetron use in pregnancy have been published. In one study with 1,349 infants born to women who reported the use of ondansetron or received an ondansetron prescription in the first trimester, no increased risk for major congenital malformations was seen in aggregate analysis. In this same study, however, a sub-analysis for specific malformations reported an association between ondansetron exposure and cardiovascular defect (odds ratio (OR) 1.62 [95% CI (1.04, 2.14)]) and cardiac septal defect (OR 2.05 [95% CI (1.19, 3.28)]). The second study examined 1970 women who received ondansetron prescription during pregnancy and reported no association between ondansetron exposure and major congenital malformations, miscarriage or stillbirth, and infants of low birth weight or small for gestational age. Important methodological limitations with these studies include the uncertainty of whether women who filled a prescription actually took the medication, the concomitant use of other medications or treatments, and other unadjusted confounders that may account for the study findings.

A case-control study evaluating associations between several common non-cardiac malformations and multiple antiemetic drugs reported an association between maternal use of ondansetron and isolated cleft palate (reported adjusted OR = 2.37 [95% CI (1.18, 4.76)]). However, this association could be a chance finding, given the large number of drugs-birth defect comparisons in this study. It is unknown whether ondansetron exposure in utero in the cases of cleft palate occurred during the time of palate formation (the palate is formed between the 6th and 9th weeks of pregnancy) or whether mothers of infants with cleft palate used other medications or had other risk factors for cleft palate in the offspring. In addition, no cases of isolated cleft palate were identified in the aforementioned two large retrospective cohort studies. At this time, there is no clear evidence that ondansetron exposure in early pregnancy can cause cleft palate.

Animal Data

In embryo-fetal development studies in rats and rabbits, pregnant animals received intravenous doses of ondansetron up to 10 mg/kg/day and 4 mg/kg/day, respectively, during the period of organogenesis. With the exception of short periods of maternal weight loss and a slight increase in the incidence of early uterine deaths at the high dose level in rabbits, there were no significant effects of ondansetron on the maternal animals or the development of the offspring. At doses of 10 mg/kg/day in rats and 4 mg/kg/day in rabbits, the maternal exposure margin was approximately 3.6 and 2.9 times the maximum recommended human oral dose of 0.15 mg/kg given three times a day, respectively, based on body surface area.

No intravenous pre- and post-natal developmental toxicity study was performed with ondansetron. In an oral pre- and post-natal development study pregnant rats received doses of ondansetron up to 15 mg/kg/day from Day 17 of pregnancy to litter Day 21. With the exception of a slight reduction in maternal body weight gain, there were no effects upon the pregnant rats and the pre- and postnatal development of their offspring, including reproductive performance of the mated F1 generation.

8.2 Lactation

Risk Summary

It is not known whether ondansetron is present in human milk. There are no data on the effects of ondansetron on the breastfed infant or the effects on milk production. However, it has been demonstrated that ondansetron is present in the milk of rats.

The developmental and health benefits of breastfeeding should be considered along with the mother's clinical need for ondansetron and any potential adverse effects on the breast-fed infant from ondansetron or from the underlying maternal condition.

8.4 Pediatric Use

Little information is available about the use of ondansetron in pediatric surgical patients younger than 1 month [see *Clinical Studies (14.2)*]. Little information is available about the use of ondansetron in pediatric cancer patients younger than 6 months [see *Clinical Studies (14.1), Dosage and Administration (2)*].

The clearance of ondansetron in pediatric patients aged 1 month to 4 months is slower and the half-life is ~2.5-fold longer than patients who are aged >4 to 24 months. As a precaution, it is recommended that patients younger than 4 months receiving this drug be closely monitored [see *Clinical Pharmacology (12.3)*].

8.5 Geriatric Use

Of the total number of subjects enrolled in cancer chemotherapy-induced and postoperative nausea and vomiting US- and foreign-controlled clinical trials, 862 were aged 65 years and older. No overall differences in safety or effectiveness were observed between subjects 65 years and older and younger subjects. A reduction in clearance and increase in elimination half-life were seen in patients older than 75 years compared with younger subjects [see *Clinical Pharmacology (12.3)*]. There were an insufficient number of patients older than 75 years of age and older in the clinical trials to permit safety or efficacy conclusions in this age-group. Other reported clinical experience has not identified differences in responses between the elderly and younger patients, but greater sensitivity of some older individuals cannot be ruled out. Dosage adjustment is not needed in patients over the age of 65.

8.6 Hepatic Impairment

In patients with severe hepatic impairment (Child-Pugh score of 10 or greater), clearance is reduced and apparent volume of distribution is increased with a resultant increase in plasma half-life [see *Clinical Pharmacology (12.3)*]. In such patients, a total daily dose of 8 mg should not be exceeded [see *Dosage and Administration (2.3)*].

8.7 Renal Impairment

Although plasma clearance is reduced in patients with severe renal impairment (creatinine clearance <30 mL/min), no dosage adjustment is recommended [see *Clinical Pharmacology (12.3)*].

9 DRUG ABUSE AND DEPENDENCE

Animal studies have shown that ondansetron is not discriminated as a benzodiazepine nor does it substitute for benzodiazepines in direct addiction studies.

10 OVERDOSAGE

There is no specific antidote for ondansetron overdose. Patients should be managed with appropriate supportive therapy. Individual intravenous doses as large as 150 mg and total daily intravenous doses as large as 252 mg have been inadvertently administered without significant adverse events. These doses are more than 10 times the recommended daily dose.

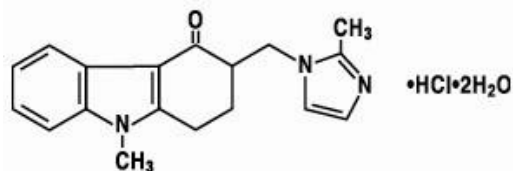
In addition to the adverse reactions listed above, the following events have been described in the setting of ondansetron overdose: "Sudden blindness" (amaurosis) of 2 to 3 minutes' duration plus severe constipation occurred in one patient that was administered 72 mg of ondansetron intravenously as a single dose. Hypotension (and faintness) occurred in another patient that took 48 mg of ondansetron hydrochloride tablets. Following infusion of 32 mg over only a 4-minute period, a vasovagal episode with transient second-degree heart block was observed. In all instances, the events resolved completely.

Pediatric cases consistent with serotonin syndrome have been reported after inadvertent oral overdoses

of ondansetron (exceeding estimated ingestion of 5 mg/kg) in young children. Reported symptoms included somnolence, agitation, tachycardia, tachypnea, hypertension, flushing, mydriasis, diaphoresis, myoclonic movements, horizontal nystagmus, hyperreflexia, and seizure. Patients required supportive care, including intubation in some cases, with complete recovery without sequelae within 1 to 2 days.

11 DESCRIPTION

The active ingredient of Ondansetron Injection, USP is ondansetron hydrochloride, a selective blocking agent of the serotonin 5-HT₃ receptor type. Its chemical name is (±) 1, 2, 3, 9-tetrahydro-9-methyl-3-[(2-methyl-1H-imidazol-1-yl)methyl]-4H-carbazol-4-one, monohydrochloride, dihydrate. It has the following structural formula:



The empirical formula is C₁₈H₁₉N₃O•HCl•2H₂O, representing a molecular weight of 365.9.

Ondansetron HCl is a white to off-white powder that is soluble in water and normal saline.

Each 1 mL of aqueous solution in the 2 mL single-dose vial contains 2 mg of ondansetron as the hydrochloride dihydrate; 9 mg of sodium chloride, USP; and 0.5 mg of citric acid monohydrate, USP and 0.25 mg of sodium citrate dihydrate, USP as buffers in Water for Injection, USP.

Each 1 mL of aqueous solution in the 20 mL multi-dose vial contains 2 mg of ondansetron as the hydrochloride dihydrate; 8.3 mg of sodium chloride, USP; 0.5 mg of citric acid monohydrate, USP and 0.25 mg of sodium citrate dihydrate, USP as buffers; and 1.2 mg of methylparaben, NF and 0.15 mg of propylparaben, NF as preservatives in Water for Injection, USP.

Ondansetron Injection, USP is a clear, colorless, nonpyrogenic, sterile solution for intravenous or intramuscular use. The pH of the injection solution is 3.3 to 4.0.

12 CLINICAL PHARMACOLOGY

12.1 Mechanism of Action

Ondansetron is a selective 5-HT₃ receptor antagonist. While ondansetron's mechanism of action has not been fully characterized, it is not a dopamine-receptor antagonist.

12.2 Pharmacodynamics

In normal volunteers, single intravenous doses of 0.15 mg/kg of ondansetron had no effect on esophageal motility, gastric motility, lower esophageal sphincter pressure, or small intestinal transit time. In another trial in six normal male volunteers, a 16 mg dose infused over 5 minutes showed no effect of the drug on cardiac output, heart rate, stroke volume, blood pressure, or electrocardiogram (ECG). Multiday administration of ondansetron has been shown to slow colonic transit in normal volunteers. Ondansetron has no effect on plasma prolactin concentrations. In a gender balanced pharmacodynamic trial (n = 56), ondansetron 4 mg administered intravenously or intramuscularly was dynamically similar in the prevention of nausea and vomiting using the ipecacuanha model of emesis.

Cardiac Electrophysiology

QTc interval prolongation was studied in a double-blind, single intravenous dose, placebo- and positive-controlled, crossover trial in 58 healthy subjects. The maximum mean (95% upper confidence bound) difference in QTcF from placebo after baseline correction was 19.5 (21.8) ms and 5.6 (7.4) ms after 15-minute intravenous infusions of 32 mg and 8 mg ondansetron, respectively. A significant exposure-response relationship was identified between ondansetron concentration and $\Delta\Delta$ QTcF. Using the established exposure-response relationship, 24 mg infused intravenously over 15 minutes had a mean predicted (95% upper prediction interval) $\Delta\Delta$ QTcF of 14.0 (16.3) ms. In contrast, 16 mg infused

intravenously over 15 minutes using the same model had a mean predicted (95% upper prediction interval) $\Delta\Delta QTcF$ of 9.1 (11.2) ms. In this study, the 8-mg dose infused over 15 minutes did not prolong the QT interval to any clinically relevant extent.

12.3 Pharmacokinetics

In normal adult volunteers, the following mean pharmacokinetic data have been determined following a single 0.15-mg/kg intravenous dose.

Table 4. Pharmacokinetics in Normal Adult Volunteers

Age-group (years)	n	Peak Plasma Concentration (ng/mL)	Mean Elimination Half-life (h)	Plasma Clearance (L/h/kg)
19 to 40	11	102	3.5	0.381
61 to 74	12	106	4.7	0.319
≥75	11	170	5.5	0.262

Absorption

A trial was performed in normal volunteers (n = 56) to evaluate the pharmacokinetics of a single 4-mg dose administered as a 5-minute infusion compared with a single intramuscular injection. Systemic exposure as measured by mean AUC were equivalent, with values of 156 [95% CI: 136, 180] and 161 [95% CI: 137, 190] ng•h/mL for intravenous and intramuscular groups, respectively. Mean peak plasma concentrations were 42.9 [95% CI: 33.8, 54.4] ng/mL at 10 minutes after intravenous infusion and 31.9 [95% CI: 26.3, 38.6] ng/mL at 41 minutes after intramuscular injection.

Distribution

Plasma protein binding of ondansetron as measured *in vitro* was 70% to 76%, over the pharmacologic concentration range of 10 to 500 ng/mL. Circulating drug also distributes into erythrocytes.

Elimination

Metabolism: Ondansetron is extensively metabolized in humans, with approximately 5% of a radiolabeled dose recovered as the parent compound from the urine. The primary metabolic pathway is hydroxylation on the indole ring followed by subsequent glucuronide or sulfate conjugation.

Although some nonconjugated metabolites have pharmacologic activity, these are not found in plasma at concentrations likely to significantly contribute to the biological activity of ondansetron. The metabolites are observed in the urine.

In vitro metabolism studies have shown that ondansetron is a substrate for multiple human hepatic cytochrome P-450 enzymes, including CYP1A2, CYP2D6, and CYP3A4. In terms of overall ondansetron turnover, CYP3A4 plays a predominant role while formation of the major *in vivo* metabolites is apparently mediated by CYP1A2. The role of CYP2D6 in ondansetron *in vivo* metabolism is relatively minor.

The pharmacokinetics of intravenous ondansetron did not differ between subjects who were poor metabolizers of CYP2D6 and those who were extensive metabolizers of CYP2D6, further supporting the limited role of CYP2D6 in ondansetron disposition *in vivo*.

Excretion: In adult cancer patients, the mean ondansetron elimination half-life was 4.0 hours, and there was no difference in the multidose pharmacokinetics over a 4-day period. In a dose-proportionality trial, systemic exposure to 32 mg of ondansetron was not proportional to dose as measured by comparing dose-normalized AUC values with an 8-mg dose. This is consistent with a small decrease in systemic clearance with increasing plasma concentrations.

Specific Populations

Geriatric Patients: A reduction in clearance and increase in elimination half-life are seen in patients older than 75 years of age [see Use in Specific Populations (8.5)].

Pediatric Patients: Pharmacokinetic samples were collected from 74 cancer patients aged 6 to 48 months, who received a dose of 0.15 mg/kg of intravenous ondansetron every 4 hours for 3 doses during a safety and efficacy trial. These data were combined with sequential pharmacokinetics data from

41 surgery patients aged 1 month to 24 months, who received a single dose of 0.1 mg/kg of intravenous ondansetron prior to surgery with general anesthesia, and a population pharmacokinetic analysis was performed on the combined data set. The results of this analysis are included in Table 5 and are compared with the pharmacokinetic results in cancer patients aged 4 to 18 years.

Table 5. Pharmacokinetics in Pediatric Cancer Patients Aged 1 Month to 18 Years

Subjects and Age-group	N	CL (L/h/kg)	Vd _{ss} (L/kg)	t _{1/2} (h)
		Geometric Mean		Mean
Pediatric Cancer Patients 4 to 18 years	N = 21	0.599	1.9	2.8
Population PK Patients ^a 1 month to 48 months	N = 115	0.582	3.65	4.9

^a Population PK (Pharmacokinetic) Patients: 64% cancer patients and 36% surgery patients.

Based on the population pharmacokinetic analysis, cancer patients aged 6 to 48 months who receive a dose of 0.15 mg/kg of intravenous ondansetron every 4 hours for 3 doses would be expected to achieve a systemic exposure (AUC) consistent with the exposure achieved in previous pediatric trials in cancer patients (4 to 18 years) at similar doses.

In a trial of 21 pediatric patients (3 to 12 years) who were undergoing surgery requiring anesthesia for a duration of 45 minutes to 2 hours, a single intravenous dose of ondansetron, 2 mg (3 to 7 years) or 4 mg (8 to 12 years), was administered immediately prior to anesthesia induction. Mean weight-normalized clearance and volume of distribution values in these pediatric surgical patients were similar to those previously reported for young adults. Mean terminal half-life was slightly reduced in pediatric patients (range: 2.5 to 3 hours) in comparison with adults (range: 3 to 3.5 hours).

In a trial of 51 pediatric patients (aged 1 month to 24 months) who were undergoing surgery requiring general anesthesia, a single intravenous dose of ondansetron, 0.1 or 0.2 mg/kg, was administered prior to surgery. As shown in Table 6, the 41 patients with pharmacokinetic data were divided into 2 groups, patients aged 1 month to 4 months and patients aged 5 to 24 months, and are compared with pediatric patients aged 3 to 12 years.

Table 6. Pharmacokinetics in Pediatric Surgery Patients Aged 1 Month to 12 Years

Subjects and Age-group	N	CL (L/h/kg)	Vd _{ss} (L/kg)	t _{1/2} (h)
		Geometric Mean		Mean
Pediatric Surgery Patients 3 to 12 years	N = 21	0.439	1.65	2.9
Pediatric Surgery Patients 5 to 24 months	N = 22	0.581	2.3	2.9
Pediatric Surgery Patients 1 month to 4 months	N = 19	0.401	3.5	6.7

In general, surgical and cancer pediatric patients younger than 18 years tend to have a higher ondansetron clearance compared with adults leading to a shorter half-life in most pediatric patients. In patients aged 1 month to 4 months, a longer half-life was observed due to the higher volume of distribution in this age-group.

In a trial of 21 pediatric cancer patients (aged 4 to 18 years) who received three intravenous doses of 0.15 mg/kg of ondansetron at 4-hour intervals, patients older than 15 years exhibited ondansetron pharmacokinetic parameters similar to those of adults.

Patients with Renal Impairment: Due to the very small contribution (5%) of renal clearance to the overall clearance, renal impairment was not expected to significantly influence the total clearance of ondansetron. However, ondansetron mean plasma clearance was reduced by about 41% in patients with severe renal impairment (creatinine clearance <30 mL/min). This reduction in clearance is variable and was not consistent with an increase in half-life [see *Use in Specific Populations (8.7)*].

Patients with Hepatic Impairment: In patients with mild-to-moderate hepatic impairment, clearance is reduced 2-fold and mean half-life is increased to 11.6 hours compared with 5.7 hours in those without hepatic impairment. In patients with severe hepatic impairment (Child-Pugh score of 10 or greater), clearance is reduced 2-fold to 3-fold and apparent volume of distribution is increased with a resultant increase in half-life to 20 hours [see *Dosage and Administration (2.3)*, *Use in Specific Populations (8.6)*].

Drug Interaction Studies

CYP 3A4 Inducers: Ondansetron elimination may be affected by cytochrome P-450 inducers. In a pharmacokinetic trial of 16 epileptic patients maintained chronically on CYP3A4 inducers, carbamazepine, or phenytoin, a reduction in AUC, C_{max}, and t_{1/2} of ondansetron was observed. This resulted in a significant increase in the clearance of ondansetron. In a pharmacokinetic study of 10 healthy subjects receiving a single-dose intravenous dose of ondansetron 8 mg after 600 mg rifampin once daily for five days, the AUC and the t_{1/2} of ondansetron were reduced by 48% and 46%, respectively. These changes in ondansetron exposure with CYP3A4 inducers are not thought to be clinically relevant [see *Drug Interactions (7.3)*].

Chemotherapeutic Agents: Carmustine, etoposide, and cisplatin do not affect the pharmacokinetics of ondansetron [see *Drug Interactions (7.6)*].

13 NONCLINICAL TOXICOLOGY

13.1 Carcinogenesis, Mutagenesis, Impairment of Fertility

Carcinogenic effects were not seen in 2-year studies in rats and mice with oral ondansetron doses up to 10 and 30 mg/kg per day, respectively (approximately 3.6 and 5.4 times the recommended human intravenous dose of 0.15 mg/kg given three times a day, based on body surface area). Ondansetron was not mutagenic in standard tests for mutagenicity.

Oral administration of ondansetron up to 15 mg/kg per day (approximately 3.8 times the recommended human intravenous dose, based on body surface area) did not affect fertility or general reproductive performance of male and female rats.

14 CLINICAL STUDIES

The clinical efficacy of ondansetron hydrochloride, the active ingredient of ondansetron injection, was assessed in clinical trials as described below.

14.1 Chemotherapy-Induced Nausea and Vomiting

Adults

In a double-blind trial of three different dosing regimens of ondansetron injection, 0.015 mg/kg, 0.15 mg/kg, and 0.30 mg/kg, each given three times during the course of cancer chemotherapy, the 0.15-mg/kg dosing regimen was more effective than the 0.015-mg/kg dosing regimen. The 0.30-mg/kg dosing regimen was not shown to be more effective than the 0.15-mg/kg dosing regimen.

Cisplatin-based Chemotherapy: In a double-blind trial in 28 patients, ondansetron injection (three 0.15-mg/kg doses) was significantly more effective than placebo in preventing nausea and vomiting induced by cisplatin-based chemotherapy. Therapeutic response was as shown in Table 7.

Table 7. Therapeutic Response in Prevention of Chemotherapy-induced Nausea and Vomiting in Single-day Cisplatin Therapy^a in Adults

	Ondansetron Injection (0.15 mg/kg x 3)	Placebo	P Value^b
Number of patients	14	14	
Treatment response			
0 Emetic episodes	2 (14%)	0 (0%)	

1 to 2 Emetic episodes	8 (57%)	0 (0%)	
3 to 5 Emetic episodes	2 (14%)	1 (7%)	
More than 5 emetic episodes/rescued	2 (14%)	13 (93%)	0.001
Median number of emetic episodes	1.5	Undefined ^c	
Median time to first emetic episode (h)	11.6	2.8	0.001
Median nausea scores (0 to 100) ^d	3	59	0.034
Global satisfaction with control of nausea and vomiting (0 to 100) ^e	96	10.5	0.009

^a Chemotherapy was high dose (100 and 120 mg/m²; ondansetron injection n = 6, placebo n = 5) or moderate dose (50 and 80 mg/m²; ondansetron injection n = 8, placebo n = 9). Other chemotherapeutic agents included fluorouracil, doxorubicin, and cyclophosphamide. There was no difference between treatments in the types of chemotherapy that would account for differences in response.

^b Efficacy based on "all-patients-treated" analysis.

^c Median undefined since at least 50% of the patients were rescued or had more than five emetic episodes.

^d Visual analog scale assessment of nausea: 0 = no nausea, 100 = nausea as bad as it can be.

^e Visual analog scale assessment of satisfaction: 0 = not at all satisfied, 100 = totally satisfied.

Ondansetron injection (0.15-mg/kg x 3 doses) was compared with metoclopramide (2 mg/kg x 6 doses) in a single-blind trial in 307 patients receiving cisplatin ≥ 100 mg/m² with or without other chemotherapeutic agents. Patients received the first dose of ondansetron or metoclopramide 30 minutes before cisplatin. Two additional ondansetron doses were administered 4 and 8 hours later, or five additional metoclopramide doses were administered 2, 4, 7, 10, and 13 hours later. Cisplatin was administered over a period of 3 hours or less. Episodes of vomiting and retching were tabulated over the period of 24 hours after cisplatin. The results of this trial are summarized in Table 8.

Table 8. Therapeutic Response in Prevention of Vomiting Induced by Cisplatin (≥ 100 mg/m²) Single-day Therapy^a in Adults

	Ondansetron Injection 0.15 mg/kg x 3	Metoclopramide 2 mg/kg x 6	P Value
Number of patients in efficacy population	136	138	
Treatment response			
0 Emetic episodes	54 (40%)	41 (30%)	
1 to 2 Emetic episodes	34 (25%)	30 (22%)	
3 to 5 Emetic episodes	19 (14%)	18 (13%)	
More than 5 emetic episodes/rescued	29 (21%)	49 (36%)	
Comparison of treatments with respect to			
0 Emetic episodes	54/136	41/138	0.083
More than 5 emetic episodes/rescued	29/136	49/138	0.009
Median number of emetic episodes	1	2	0.005
Median time to first emetic episode (h)	20.5	4.3	< 0.001
Global satisfaction with control of nausea and vomiting (0 to 100) ^b	85	63	0.001
Acute dystonic reactions	0	8	0.005
Akathisia	0	10	0.002

^a In addition to cisplatin, 68% of patients received other chemotherapeutic agents, including cyclophosphamide, etoposide, and fluorouracil. There was no difference between treatments in the types of chemotherapy that would account for differences in response.

^b Visual analog scale assessment: 0 = not at all satisfied, 100 = totally satisfied.

Cyclophosphamide-based Chemotherapy: In a double-blind, placebo-controlled trial of ondansetron injection (three 0.15-mg/kg doses) in 20 patients receiving cyclophosphamide (500 to 600 mg/m²) chemotherapy, ondansetron injection was significantly more effective than placebo in preventing nausea and vomiting. The results are summarized in Table 9.

Table 9. Therapeutic Response in Prevention of Chemotherapy-induced Nausea and Vomiting in Single-day Cyclophosphamide Therapy^a in Adults

	Ondansetron Injection (0.15 mg/kg x 3)	Placebo	P Value ^b
Number of patients	10	10	
Treatment response			
0 Emetic episodes	7 (70%)	0 (0%)	0.001
1 to 2 Emetic episodes	0 (0%)	2 (20%)	
3 to 5 Emetic episodes	2 (20%)	4 (40%)	
More than 5 emetic episodes/rescued	1 (10%)	4 (40%)	0.131
Median number of emetic episodes	0	4	0.008
Median time to first emetic episode (h)	Undefined ^c	8.79	
Median nausea scores (0 to 100) ^d	0	60	0.001
Global satisfaction with control of nausea and vomiting (0 to 100) ^e	100	52	0.008

^a Chemotherapy consisted of cyclophosphamide in all patients, plus other agents, including fluorouracil, doxorubicin, methotrexate, and vincristine. There was no difference between treatments in the type of chemotherapy that would account for differences in response.

^b Efficacy based on "all-patients-treated" analysis.

^c Median undefined since at least 50% of patients did not have any emetic episodes.

^d Visual analog scale assessment of nausea: 0 = no nausea, 100 = nausea as bad as it can be.

^e Visual analog scale assessment of satisfaction: 0 = not at all satisfied, 100 = totally satisfied.

Re-treatment: In uncontrolled trials, 127 patients receiving cisplatin (median dose, 100 mg/m²) and ondansetron who had two or fewer emetic episodes were re-treated with ondansetron and chemotherapy, mainly cisplatin, for a total of 269 re-treatment courses (median: 2; range: 1 to 10). No emetic episodes occurred in 160 (59%), and two or fewer emetic episodes occurred in 217 (81%) re-treatment courses.

Pediatrics

Four open-label, noncomparative (one US, three foreign) trials have been performed with 209 pediatric cancer patients aged 4 to 18 years given a variety of cisplatin or noncisplatin regimens. In the three foreign trials, the initial dose of ondansetron injection ranged from 0.04 to 0.87 mg/kg for a total dose of 2.16 to 12 mg. This was followed by the oral administration of ondansetron ranging from 4 to 24 mg daily for 3 days. In the US trial, ondansetron injection was administered intravenously (only) in three doses of 0.15 mg/kg each for a total daily dose of 7.2 to 39 mg. In these trials, 58% of the 196 evaluable patients had a complete response (no emetic episodes) on Day 1. Thus, prevention of vomiting in these pediatric patients was essentially the same as for patients older than 18 years.

An open-label, multicenter, noncomparative trial has been performed in 75 pediatric cancer patients aged 6 to 48 months receiving at least one moderately or highly emetogenic chemotherapeutic agent. Fifty-seven percent (57%) were females; 67% were white, 18% were American Hispanic, and 15% were black patients. Ondansetron injection was administered intravenously over 15 minutes in three doses of 0.15 mg/kg. The first dose was administered 30 minutes before the start of chemotherapy; the second and third doses were administered 4 and 8 hours after the first dose, respectively. Eighteen patients (25%) received routine prophylactic dexamethasone (i.e., not given as rescue). Of the 75 evaluable patients, 56% had a complete response (no emetic episodes) on Day 1. Thus, prevention of vomiting in these pediatric patients was comparable to the prevention of vomiting in patients aged 4 years and older.

14.2 Prevention of Postoperative Nausea and/or Vomiting

Adults

Adult surgical patients who received ondansetron immediately before the induction of general balanced anesthesia (barbiturate: thiopental, methohexital, or thiamylal; opioid: alfentanil or fentanyl; nitrous oxide; neuromuscular blockade: succinylcholine/curare and/or vecuronium or atracurium; and supplemental isoflurane) were evaluated in two double-blind US trials involving 554 patients. Ondansetron injection (4 mg) intravenous given over 2 to 5 minutes was significantly more effective than placebo. The results of these trials are summarized in Table 10.

Table 10. Therapeutic Response in Prevention of Postoperative Nausea and Vomiting in Adult Patients

	Ondansetron 4 mg Intravenous	Placebo	P Value
Study 1			
Emetic episodes: Number of patients	136	139	
Treatment response over 24-h postoperative period			
0 Emetic episodes	103 (76%)	64 (46%)	<0.001
1 Emetic episode	13 (10%)	17 (12%)	
More than 1 emetic episode/rescued	20 (15%)	58 (42%)	
Nausea assessments: Number of patients	134	136	
No nausea over 24-h postoperative period	56 (42%)	39 (29%)	
Study 2			
Emetic episodes: Number of patients	136	143	
Treatment response over 24-h postoperative period			
0 Emetic episodes	85 (63%)	63 (44%)	0.002
1 Emetic episode	16 (12%)	29 (20%)	
More than 1 emetic episode/rescued	35 (26%)	51 (36%)	
Nausea assessments: Number of patients	125	133	
No nausea over 24-h postoperative period	48 (38%)	42 (32%)	

The populations in Table 10 consisted mainly of females undergoing laparoscopic procedures.

In a placebo-controlled trial conducted in 468 males undergoing outpatient procedures, a single 4-mg intravenous ondansetron dose prevented postoperative vomiting over a 24-hour period in 79% of males receiving drug compared with 63% of males receiving placebo (P <0.001).

Two other placebo-controlled trials were conducted in 2,792 patients undergoing major abdominal or gynecological surgeries to evaluate a single 4-mg or 8-mg intravenous ondansetron dose for prevention of postoperative nausea and vomiting over a 24-hour period. At the 4-mg dosage, 59% of

patients receiving ondansetron versus 45% receiving placebo in the first trial ($P < 0.001$) and 41% of patients receiving ondansetron versus 30% receiving placebo in the second trial ($P = 0.001$) experienced no emetic episodes. No additional benefit was observed in patients who received intravenous ondansetron 8 mg compared with patients who received intravenous ondansetron 4 mg.

Pediatrics

Three double-blind, placebo-controlled trials have been performed (one US, two foreign) in 1,049 male and female patients (aged 2 to 12 years) undergoing general anesthesia with nitrous oxide. The surgical procedures included tonsillectomy with or without adenoidectomy, strabismus surgery, herniorrhaphy, and orchidopexy. Patients were randomized to either single intravenous doses of ondansetron (0.1 mg/kg for pediatric patients weighing 40 kg or less, 4 mg for pediatric patients weighing more than 40 kg) or placebo. Study drug was administered over at least 30 seconds, immediately prior to or following anesthesia induction. Ondansetron was significantly more effective than placebo in preventing nausea and vomiting. The results of these trials are summarized in Table 11.

Table 11. Therapeutic Response in Prevention of Postoperative Nausea and Vomiting in Pediatric Patients Aged 2 to 12 Years

Treatment Response Over 24 Hours	Ondansetron n (%)	Placebo n (%)	P Value
Study 1			
Number of patients	205	210	
0 Emetic episodes	140 (68%)	82 (39%)	≤ 0.001
Failure ^a	65 (32%)	128 (61%)	
Study 2			
Number of patients	112	110	
0 Emetic episodes	68 (61%)	38 (35%)	≤ 0.001
Failure ^a	44 (39%)	72 (65%)	
Study 3			
Number of patients	206	206	≤ 0.001
0 Emetic episodes	123 (60%)	96 (47%)	
Failure ^a	83 (40%)	110 (53%)	
Nausea assessments ^b :			
Number of patients	185	191	
None	119 (64%)	99 (52%)	≤ 0.01

^a Failure was one or more emetic episodes, rescued, or withdrawn.

^b Nausea measured as none, mild, or severe.

A double-blind, multicenter, placebo-controlled trial was conducted in 670 pediatric patients aged 1 month to 24 months who were undergoing routine surgery under general anesthesia. Seventy-five percent (75%) were males; 64% were white, 15% were black, 13% were American Hispanic, 2% were Asian, and 6% were “other race” patients. A single 0.1-mg/kg intravenous dose of ondansetron administered within 5 minutes following induction of anesthesia was statistically significantly more effective than placebo in preventing vomiting. In the placebo group, 28% of patients experienced

vomiting compared with 11% of subjects who received ondansetron ($P \leq 0.01$). Overall, 32 (10%) of placebo patients and 18 (5%) of patients who received ondansetron received antiemetic rescue medication(s) or prematurely withdrew from the trial.

14.3 Prevention of Further Postoperative Nausea and Vomiting

Adults

Adult surgical patients receiving general balanced anesthesia (barbiturate: thiopental, methohexital, or thiamylal; opioid: alfentanil or fentanyl; nitrous oxide; neuromuscular blockade: succinylcholine/curare and/or vecuronium or atracurium; and supplemental isoflurane) who received no prophylactic antiemetics and who experienced nausea and/or vomiting within 2 hours postoperatively were evaluated in two double-blind US trials involving 441 patients. Patients who experienced an episode of postoperative nausea and/or vomiting were given ondansetron injection (4 mg) intravenously over 2 to 5 minutes, and this was significantly more effective than placebo. The results of these trials are summarized in Table 12.

Table 12. Therapeutic Response in Prevention of Further Postoperative Nausea and Vomiting in Adult Patients

	Ondansetron 4 mg Intravenous	Placebo	P Value
Study 1			
Emetic episodes:			
Number of patients	104	117	
Treatment response 24-h after study drug			
0 Emetic episodes	49 (47%)	19 (16%)	< 0.001
1 Emetic episode	12 (12%)	9 (8%)	
More than 1 emetic episode/rescued	43 (41%)	89 (76%)	
Median time to first emetic episode (min) ^a	55.0	43.0	
Nausea assessments:			
Number of patients	98	102	
Mean nausea score over 24-h postoperative period ^b	1.7	3.1	
Study 2			
Emetic episodes:			
Number of patients	112	108	
Treatment response 24-h after study drug			
0 Emetic episodes	49 (44%)	28 (26%)	0.006
1 Emetic episode	14 (13%)	3 (3%)	
More than 1 emetic episode/rescued	49 (44%)	77 (71%)	
Median time to first emetic episode (min) ^a	60.5	34.0	
Nausea assessments:			
Number of patients	105	85	
Mean nausea score over 24-h postoperative period ^b	1.9	2.9	

^a After administration of study drug.

^b Nausea measured on a scale of 0 to 10 with 0 = no nausea, 10 = nausea as bad as it can be.

The populations in Table 12 consisted mainly of women undergoing laparoscopic procedures.

Repeat Dosing in Adults: In patients who do not achieve adequate control of postoperative nausea and vomiting following a single, prophylactic, preinduction, intravenous dose of ondansetron 4 mg, administration of a second intravenous dose of ondansetron 4 mg postoperatively does not provide additional control of nausea and vomiting.

Pediatrics

One double-blind, placebo-controlled, US trial was performed in 351 male and female outpatients (aged 2 to 12 years) who received general anesthesia with nitrous oxide and no prophylactic antiemetics. Surgical procedures were unrestricted. Patients who experienced two or more emetic episodes within 2 hours following discontinuation of nitrous oxide were randomized to either single intravenous doses of ondansetron (0.1 mg/kg for pediatric patients weighing 40 kg or less, 4 mg for pediatric patients weighing more than 40 kg) or placebo administered over at least 30 seconds. Ondansetron was

significantly more effective than placebo in preventing further episodes of nausea and vomiting. The results of the trial are summarized in Table 13.

Table 13. Therapeutic Response in Prevention of Further Postoperative Nausea and Vomiting in Pediatric Patients Aged 2 to 12 Years

Treatment Response Over 24 Hours	Ondansetron n (%)	Placebo n (%)	P Value
Number of patients 0 Emetic episodes Failure ^a	180 96 (53%) 84 (47%)	171 29 (17%) 142 (83%)	≤ 0.001

^a Failure was one or more emetic episodes, rescued, or withdrawn.

16 HOW SUPPLIED/STORAGE AND HANDLING

Ondansetron Injection, USP, 2 mg per mL, is supplied as follows:

Ondansetron Injection, USP (Preservative-free)

NDC	(2 mg per mL)	Package Factor
23155-547-41	4 mg per 2 mL Single-Dose Vial	10 vials per carton

Ondansetron Injection, USP (Preservative-free)

NDC	(2 mg per mL)	Package Factor
23155-547-42	4 mg per 2 mL Single-Dose Vial	25 vials per carton

Ondansetron Injection, USP (Preservative)

NDC	(2 mg per mL)	Package Factor
23155-549-31	40 mg per 20 mL Multi-Dose Vial	1 vial per carton

Storage Conditions

Store at 20° to 25°C (68° to 77°F). [See USP Controlled Room Temperature.]

Protect from light. Retain in carton until time of use.

Sterile, Nonpyrogenic.

The container closure is not made with natural rubber latex.

17 PATIENT COUNSELING INFORMATION

QT Prolongation

Patients should be informed that ondansetron injection may cause serious cardiac arrhythmias such as QT prolongation. Patients should be instructed to tell their healthcare provider right away if they perceive a change in their heart rate, if they feel lightheaded, or if they have a syncopal episode.

Patients should be informed that the chances of developing severe cardiac arrhythmias such as QT prolongation and Torsade de Pointes are higher in the following people:

- Patients with a personal or family history of abnormal heart rhythms, such as congenital long QT syndrome;
- Patients who take medications, such as diuretics, which may cause electrolyte abnormalities;
- Patients with hypokalemia or hypomagnesemia.

Ondansetron injection should be avoided in these patients, since they may be more at risk for cardiac arrhythmias such as QT prolongation and Torsade de Pointes.

Hypersensitivity Reactions

Inform patients that ondansetron injection may cause hypersensitivity reactions, some as severe as

anaphylaxis and bronchospasm. The patient should report any signs and symptoms of hypersensitivity reactions, including fever, chills, rash, or breathing problems.

Masking of Progressive Ileus and Gastric Distension

Inform patients following abdominal surgery or those with chemotherapy-induced nausea and vomiting that ondansetron injection may mask signs and symptoms of bowel obstruction. Instruct patients to immediately report any signs or symptoms consistent with a potential bowel obstruction to their healthcare provider.

Drug Interactions

- Instruct the patient to report the use of all medications, especially apomorphine, to their healthcare provider. Concomitant use of apomorphine and ondansetron injection may cause a significant drop in blood pressure and loss of consciousness.
- Advise patients of the possibility of serotonin syndrome with concomitant use of ondansetron injection and another serotonergic agent such as medications to treat depression and migraines. Advise patients to seek immediate medical attention if the following symptoms occur: changes in mental status, autonomic instability, neuromuscular symptoms with or without gastrointestinal symptoms.

Distributed by:

Heritage Pharmaceuticals Inc.


East Brunswick, NJ 08816

1.866.901.DRUG (3784)

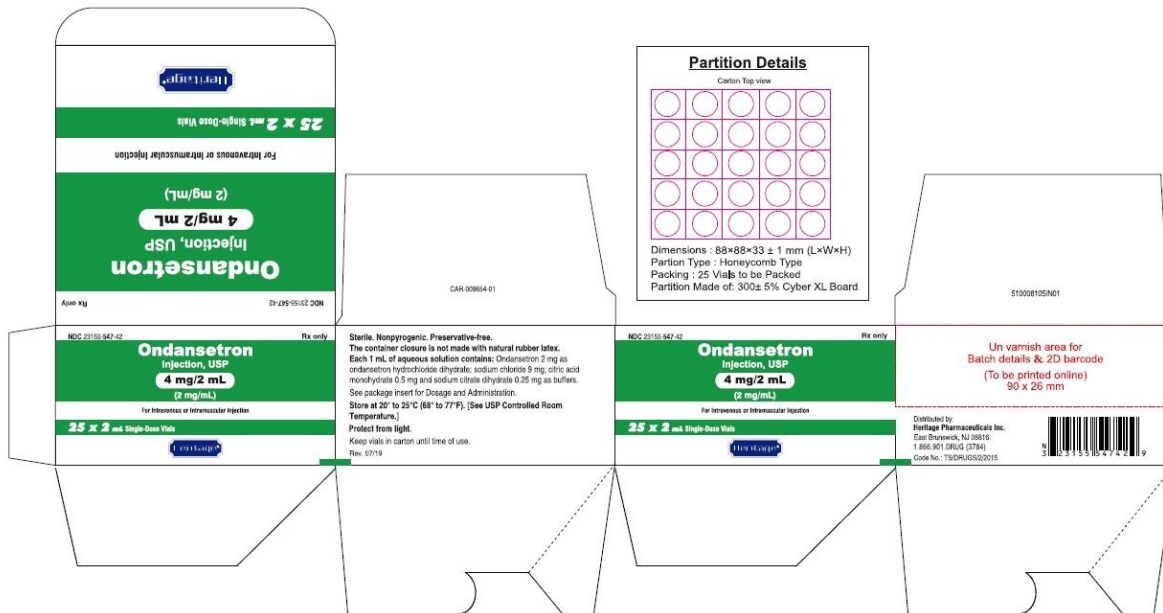
Revised: 07/19

PACKAGE LABEL.PRINCIPAL DISPLAY PANEL

**Ondansetron Injection, USP, 2 mg per mL
4 mg per 2 mL Single-Dose Vial - Vial Label**



**Ondansetron Injection, USP, 2 mg per mL
4 mg per 2 mL Single-Dose Vial - Carton Label**



**Ondansetron Injection, USP, 2 mg per mL
40 mg per 20 mL Multi-Dose Vial - Vial Label**

<p>NDC 23155-549-31 Rx only</p> <p>Ondansetron Injection, USP</p> <p>40 mg/20 mL (2 mg/mL)</p> <p>For Intravenous or Intramuscular Injection</p> <p>20 mL Multi-Dose Vial</p>	<p>Sterile, Nonpyrogenic, Preservative-free. The container closure is not made with natural rubber latex. Each 1 mL of aqueous solution contains: Ondansetron 2 mg as ondansetron hydrochloride dihydrate, sodium chloride 8 mg, citric acid monohydrate 0.5 mg and sodium citrate dihydrate 0.25 mg as buffers. See package insert for Dosage and Administration. Store at 20° to 25°C (68° to 77°F). [See USP Controlled Room Temperature]. Protect from light. Keep vials in carton until time of use. Rev. 07/19</p> <p>Each 1 mL of aqueous solution contains: Ondansetron 2 mg as ondansetron hydrochloride dihydrate; sodium chloride 8.3 mg; citric acid monohydrate 0.5 mg and sodium citrate dihydrate 0.25 mg as buffers; methylparaben 1.2 mg and propylparaben 0.15 mg as preservatives.</p> <p>See package insert for Dosage and Administration.</p> <p>Store at 20° to 25°C (68° to 77°F). [See USP Controlled Room Temperature.] Protect from light. Keep vials in carton until time of use. Rev. 07/19 510008093IN01</p> <p>Distributed by: Heritage Pharmaceuticals Inc. East Brunswick, NJ 08816 1.866.901.DRUG (3784) Code No.: TS/DRUGS/2/2015 LAB-020480-01</p>		<p>Un varnish area 30 x 12.6 mm</p> <p>Lot: Exp.:</p>
---	--	--	---

**Ondansetron Injection, USP, 2 mg per mL
40 mg per 20 mL Multi-Dose Vial - Carton Label**



ONDANSETRON

ondansetron injection

Product Information

Product Type	HUMAN PRESCRIPTION DRUG	Item Code (Source)	NDC:23155-547
Route of Administration	INTRAVENOUS, INTRAMUSCULAR		

Active Ingredient/Active Moiety

Ingredient Name	Basis of Strength	Strength
ONDANSETRON HYDRO CHLORIDE (UNII: NMH84OZK2B) (ONDANSETRON - UNII:4AF302ESOS)	ONDANSETRON	2 mg in 1 mL

Inactive Ingredients

Ingredient Name	Strength
SODIUM CHLORIDE (UNII: 451W47IQ8X)	9.0 mg in 1 mL
CITRIC ACID MONOHYDRATE (UNII: 2968PHW8QP)	0.5 mg in 1 mL
SODIUM CITRATE (UNII: 1Q73Q2JULR)	0.25 mg in 1 mL

Packaging

#	Item Code	Package Description	Marketing Start Date	Marketing End Date
1	NDC:23155-547-41	10 in 1 CARTON	06/15/20 12	
1	NDC:23155-547-31	2 mL in 1 VIAL; Type 0: Not a Combination Product		
2	NDC:23155-547-42	25 in 1 CARTON	06/15/20 12	
2	NDC:23155-547-31	2 mL in 1 VIAL; Type 0: Not a Combination Product		

Marketing Information

Marketing Category	Application Number or Monograph Citation	Marketing Start Date	Marketing End Date
ANDA	ANDA079224	06/15/20 12	

ONDANSETRON

ondansetron injection

Product Information

Product Type	HUMAN PRESCRIPTION DRUG	Item Code (Source)	NDC:23155-549
Route of Administration	INTRAVENOUS, INTRAMUSCULAR		

Active Ingredient/Active Moiety

Ingredient Name	Basis of Strength	Strength
ONDANSETRON HYDRO CHLORIDE (UNII: NMH84OZK2B) (ONDANSETRON - UNII:4AF302ESOS)	ONDANSETRON	2 mg in 1 mL

Inactive Ingredients

Ingredient Name	Strength
SODIUM CHLORIDE (UNII: 451W47IQ8X)	8.3 mg in 1 mL
CITRIC ACID MONOHYDRATE (UNII: 2968PHW8QP)	0.5 mg in 1 mL
SODIUM CITRATE (UNII: 1Q73Q2JULR)	0.25 mg in 1 mL
METHYL PARABEN (UNII: A2I8C7HI9T)	1.2 mg in 1 mL
PROPYL PARABEN (UNII: Z8IX2SC1OH)	0.15 mg in 1 mL

Packaging

#	Item Code	Package Description	Marketing Start Date	Marketing End Date
1	NDC:23155-549-31	1 in 1 CARTON	06/15/20 12	
1		20 mL in 1 VIAL; Type 0: Not a Combination Product		

Marketing Information

Marketing Category	Application Number or Monograph Citation	Marketing Start Date	Marketing End Date
ANDA	ANDA090648	06/15/20 12	

Labeler - Heritage Pharmaceuticals (780779901)**Registrant** - Gland Pharma Limited (918601238)

Establishment

Name	Address	ID/FEI	Business Operations
GLAND PHARMA LIMITED		918601238	MANUFACTURE(23155-547, 23155-549) , PACK(23155-547, 23155-549)

Establishment

Name	Address	ID/FEI	Business Operations
GLAND PHARMA LIMITED		858971074	MANUFACTURE(23155-547, 23155-549) , PACK(23155-547, 23155-549)

Revised: 7/2019

Heritage Pharmaceuticals