

COUMADIN- warfarin sodium tablet
Aphena Pharma Solutions - Tennessee, Inc.

HIGHLIGHTS OF PRESCRIBING INFORMATION

These highlights do not include all the information needed to use COUMADIN safely and effectively. See full prescribing information for COUMADIN.

COUMADIN (warfarin sodium) tablets, for oral use

COUMADIN (warfarin sodium) for injection, for intravenous use

Initial U.S. Approval: 1954

WARNING: BLEEDING RISK

See full prescribing information for complete boxed warning.

- COUMADIN can cause major or fatal bleeding. (5.1)
- Perform regular monitoring of INR in all treated patients. (2.1)
- Drugs, dietary changes, and other factors affect INR levels achieved with COUMADIN therapy. (7)
- Instruct patients about prevention measures to minimize risk of bleeding and to report signs and symptoms of bleeding. (17)

RECENT MAJOR CHANGES

Contraindications (4) 10/2011

Warnings and Precautions, Use in Pregnant Women with Mechanical Heart Valves (5.5) 10/2011

INDICATIONS AND USAGE

COUMADIN is a vitamin K antagonist indicated for:

- Prophylaxis and treatment of venous thrombosis and its extension, pulmonary embolism (1)
- Prophylaxis and treatment of thromboembolic complications associated with atrial fibrillation and/or cardiac valve replacement (1)
- Reduction in the risk of death, recurrent myocardial infarction, and thromboembolic events such as stroke or systemic embolization after myocardial infarction (1)

Limitation of Use

COUMADIN has no direct effect on an established thrombus, nor does it reverse ischemic tissue damage. (1)

DOSAGE AND ADMINISTRATION

- Individualize dosing regimen for each patient, and adjust based on INR response. (2.1, 2.2)
- Knowledge of genotype can inform initial dose selection. (2.3)
- Monitoring: Obtain daily INR determinations upon initiation until stable in the therapeutic range. Obtain subsequent INR determinations every 1 to 4 weeks. (2.4)
- Review conversion instructions from other anticoagulants. (2.8)

DOSAGE FORMS AND STRENGTHS

- Scored tablets: 1, 2, 2-1/2, 3, 4, 5, 6, 7-1/2, or 10 mg (3)
- For injection: Vial containing 5 mg lyophilized powder (3)

CONTRAINDICATIONS

- Pregnancy, except in women with mechanical heart valves (4)
- Hemorrhagic tendencies or blood dyscrasias (4)
- Recent or contemplated surgery of the central nervous system (CNS) or eye, or traumatic surgery resulting in large open surfaces (4, 5.7)
- Bleeding tendencies associated with certain conditions (4)
- Threatened abortion, eclampsia, and preeclampsia (4)
- Unsupervised patients with potential high levels of non-compliance (4)
- Spinal puncture and other diagnostic or therapeutic procedures with potential for uncontrollable bleeding (4)
- Hypersensitivity to warfarin or any component of the product (4)
- Major regional or lumbar block anesthesia (4)
- Malignant hypertension (4)

WARNINGS AND PRECAUTIONS

- Tissue necrosis: Necrosis or gangrene of skin or other tissues can occur, with severe cases requiring debridement or amputation. Discontinue COUMADIN and consider alternative anticoagulants if necessary. (5.2)
- Systemic atheroemboli and cholesterol microemboli: Some cases have progressed to necrosis or death. Discontinue COUMADIN if such emboli occur. (5.3)
- Heparin-induced thrombocytopenia (HIT): Initial therapy with COUMADIN in HIT has resulted in cases of amputation and death. COUMADIN may be considered after platelet count has normalized. (5.4)
- Pregnant women with mechanical heart valves: COUMADIN may cause fetal harm; however, the benefits may outweigh the risks. (5.5)

----- ADVERSE REACTIONS -----

Most common adverse reactions to COUMADIN are fatal and nonfatal hemorrhage from any tissue or organ. (6)

To report SUSPECTED ADVERSE REACTIONS, contact Bristol-Myers Squibb at 1-800-721-5072 or FDA at 1-800-FDA-1088 or www.fda.gov/medwatch.

----- DRUG INTERACTIONS -----

- Consult labeling of all concurrently used drugs for complete information about interactions with COUMADIN or increased risks for bleeding. (7)
- Inhibitors and inducers of CYP2C9, 1A2, or 3A4: May alter warfarin exposure. Monitor INR closely when any such drug is used with COUMADIN. (7.1)
- Drugs that increase bleeding risk: Closely monitor patients receiving any such drug (e.g., other anticoagulants, antiplatelet agents, nonsteroidal anti-inflammatory drugs, serotonin reuptake inhibitors). (7.2)
- Antibiotics and antifungals: Closely monitor INR when initiating or stopping an antibiotic or antifungal course of therapy. (7.3)
- Botanical (herbal) products: Some may influence patient response to COUMADIN necessitating close INR monitoring. (7.4)

----- USE IN SPECIFIC POPULATIONS -----

- Nursing mothers: Use with caution in a nursing woman. Monitor breast-feeding infants for bruising or bleeding. (8.3)

See 17 for **PATIENT COUNSELING INFORMATION and Medication Guide.**

Revised: 3/2012

FULL PRESCRIBING INFORMATION: CONTENTS*

WARNING: BLEEDING RISK

1 INDICATIONS AND USAGE

2 DOSAGE AND ADMINISTRATION

2.1 Individualized Dosing

2.2 Recommended Target INR Ranges and Durations for Individual Indications

2.3 Initial and Maintenance Dosing

2.4 Monitoring to Achieve Optimal Anticoagulation

2.5 Missed Dose

2.6 Intravenous Route of Administration

2.7 Treatment During Dentistry and Surgery

2.8 Conversion From Other Anticoagulants

3 DOSAGE FORMS AND STRENGTHS

4 CONTRAINDICATIONS

5 WARNINGS AND PRECAUTIONS

5.1 Hemorrhage

5.2 Tissue Necrosis

5.3 Systemic Atheroemboli and Cholesterol Microemboli

5.4 Heparin-Induced Thrombocytopenia

5.5 Use in Pregnant Women with Mechanical Heart Valves

5.6 Females of Reproductive Potential

5.7 Other Clinical Settings with Increased Risks

5.8 Endogenous Factors Affecting INR

6 ADVERSE REACTIONS

7 DRUG INTERACTIONS

7.1 CYP450 Interactions

7.2 Drugs that Increase Bleeding Risk

7.3 Antibiotics and Antifungals

7.4 Botanical (Herbal) Products and Foods

8 USE IN SPECIFIC POPULATIONS

8.1 Pregnancy

8.3 Nursing Mothers

8.4 Pediatric Use

8.5 Geriatric Use

8.6 Renal Impairment

8.7 Hepatic Impairment

8.8 Females of Reproductive Potential

10 OVERDOSAGE

10.1 Signs and Symptoms

10.2 Treatment

11 DESCRIPTION

12 CLINICAL PHARMACOLOGY

12.1 Mechanism of Action

12.2 Pharmacodynamics

12.3 Pharmacokinetics

12.5 Pharmacogenomics

13 NONCLINICAL TOXICOLOGY

13.1 Carcinogenesis, Mutagenesis, Impairment of Fertility

14 CLINICAL STUDIES

14.1 Atrial Fibrillation

14.2 Mechanical and Bioprosthetic Heart Valves

14.3 Myocardial Infarction

15 REFERENCES

16 HOW SUPPLIED/STORAGE AND HANDLING

Repackaging Information

17 PATIENT COUNSELING INFORMATION

* Sections or subsections omitted from the full prescribing information are not listed.

FULL PRESCRIBING INFORMATION

WARNING: BLEEDING RISK

- COUMADIN can cause major or fatal bleeding [see *Warnings and Precautions (5.1)*].
- Perform regular monitoring of INR in all treated patients [see *Dosage and Administration (2.1)*].
- Drugs, dietary changes, and other factors affect INR levels achieved with COUMADIN therapy [see *Drug Interactions (7)*].
- Instruct patients about prevention measures to minimize risk of bleeding and to report signs and symptoms of bleeding [see *Patient Counseling Information (17)*].

1 INDICATIONS AND USAGE

COUMADIN® is indicated for:

- Prophylaxis and treatment of venous thrombosis and its extension, pulmonary embolism (PE).
- Prophylaxis and treatment of thromboembolic complications associated with atrial fibrillation (AF) and/or cardiac valve replacement.
- Reduction in the risk of death, recurrent myocardial infarction (MI), and thromboembolic events such as stroke or systemic embolization after myocardial infarction.

Limitations of Use

COUMADIN has no direct effect on an established thrombus, nor does it reverse ischemic tissue damage. Once a thrombus has occurred, however, the goals of anticoagulant treatment are to prevent further extension of the formed clot and to prevent secondary thromboembolic complications that may result in serious and possibly fatal sequelae.

2 DOSAGE AND ADMINISTRATION

2.1 Individualized Dosing

The dosage and administration of COUMADIN must be individualized for each patient according to the patient's INR response to the drug. Adjust the dose based on the patient's INR and the condition being treated. Consult the latest evidence-based clinical practice guidelines from the American College of Chest Physicians (ACCP) to assist in the determination of the duration and intensity of anticoagulation with COUMADIN [see *References (15)*].

2.2 Recommended Target INR Ranges and Durations for Individual Indications

An INR of greater than 4.0 appears to provide no additional therapeutic benefit in most patients and is associated with a higher risk of bleeding.

Venous Thromboembolism (including deep venous thrombosis [DVT] and PE)

Adjust the warfarin dose to maintain a target INR of 2.5 (INR range, 2.0-3.0) for all treatment durations. The duration of treatment is based on the indication as follows:

- For patients with a DVT or PE secondary to a transient (reversible) risk factor, treatment with warfarin for 3 months is recommended.
- For patients with an unprovoked DVT or PE, treatment with warfarin is recommended for at least 3 months. After 3 months of therapy, evaluate the risk-benefit ratio of long-term treatment for the individual patient.
- For patients with two episodes of unprovoked DVT or PE, long-term treatment with warfarin is recommended. For a patient receiving long-term anticoagulant treatment, periodically reassess the risk-benefit ratio of continuing such treatment in the individual patient.

Atrial Fibrillation

In patients with non-valvular AF, anticoagulate with warfarin to target INR of 2.5 (range, 2.0-3.0).

- In patients with non-valvular AF that is persistent or paroxysmal and at high risk of stroke (i.e., having any of the following features: prior ischemic stroke, transient ischemic attack, or systemic embolism, or 2 of the following risk factors: age greater than 75 years, moderately or severely impaired left ventricular systolic function and/or heart failure, history of hypertension, or diabetes mellitus), long-term anticoagulation with warfarin is recommended.
- In patients with non-valvular AF that is persistent or paroxysmal and at an intermediate risk of ischemic stroke (i.e., having 1 of the following risk factors: age greater than 75 years, moderately or severely impaired left ventricular systolic function and/or heart failure, history of hypertension, or diabetes mellitus), long-term anticoagulation with warfarin is recommended.
- For patients with AF and mitral stenosis, long-term anticoagulation with warfarin is recommended.

- For patients with AF and prosthetic heart valves, long-term anticoagulation with warfarin is recommended; the target INR may be increased and aspirin added depending on valve type and position, and on patient factors.

Mechanical and Bioprosthetic Heart Valves

- For patients with a bileaflet mechanical valve or a Medtronic Hall (Minneapolis, MN) tilting disk valve in the aortic position who are in sinus rhythm and without left atrial enlargement, therapy with warfarin to a target INR of 2.5 (range, 2.0-3.0) is recommended.
- For patients with tilting disk valves and bileaflet mechanical valves in the mitral position, therapy with warfarin to a target INR of 3.0 (range, 2.5-3.5) is recommended.
- For patients with caged ball or caged disk valves, therapy with warfarin to a target INR of 3.0 (range, 2.5-3.5) is recommended.
- For patients with a bioprosthetic valve in the mitral position, therapy with warfarin to a target INR of 2.5 (range, 2.0-3.0) for the first 3 months after valve insertion is recommended. If additional risk factors for thromboembolism are present (AF, previous thromboembolism, left ventricular dysfunction), a target INR of 2.5 (range, 2.0-3.0) is recommended.

Post-Myocardial Infarction

- For high-risk patients with MI (e.g., those with a large anterior MI, those with significant heart failure, those with intracardiac thrombus visible on transthoracic echocardiography, those with AF, and those with a history of a thromboembolic event), therapy with combined moderate-intensity (INR, 2.0-3.0) warfarin plus low-dose aspirin (≤ 100 mg/day) for at least 3 months after the MI is recommended.

Recurrent Systemic Embolism and Other Indications

Oral anticoagulation therapy with warfarin has not been fully evaluated by clinical trials in patients with valvular disease associated with AF, patients with mitral stenosis, and patients with recurrent systemic embolism of unknown etiology. However, a moderate dose regimen (INR 2.0-3.0) may be used for these patients.

2.3 Initial and Maintenance Dosing

The appropriate initial dosing of COUMADIN varies widely for different patients. Not all factors responsible for warfarin dose variability are known, and the initial dose is influenced by:

- Clinical factors including age, race, body weight, sex, concomitant medications, and comorbidities
- Genetic factors (CYP2C9 and VKORC1 genotypes) [see *Clinical Pharmacology (12.5)*]

Select the initial dose based on the expected maintenance dose, taking into account the above factors. Modify this dose based on consideration of patient-specific clinical factors. Consider lower initial and maintenance doses for elderly and/or debilitated patients and in Asian patients [see *Use in Specific Populations (8.5)* and *Clinical Pharmacology (12.3)*]. Routine use of loading doses is not recommended as this practice may increase hemorrhagic and other complications and does not offer more rapid protection against clot formation.

Individualize the duration of therapy for each patient. In general, anticoagulant therapy should be continued until the danger of thrombosis and embolism has passed [see *Dosage and Administration (2.2)*].

Dosing Recommendations without Consideration of Genotype

If the patient's CYP2C9 and VKORC1 genotypes are not known, the initial dose of COUMADIN is usually 2 to 5 mg once daily. Determine each patient's dosing needs by close monitoring of the INR response and consideration of the indication being treated. Typical maintenance doses are 2 to 10 mg once daily.

Dosing Recommendations with Consideration of Genotype

Table 1 displays three ranges of expected maintenance COUMADIN doses observed in subgroups of patients having different combinations of CYP2C9 and VKORC1 gene variants [see *Clinical Pharmacology (12.5)*]. If the patient's CYP2C9 and/or VKORC1 genotype are known, consider these ranges in choosing the initial dose. Patients with CYP2C9 *1/*3, *2/*2, *2/*3, and *3/*3 may require more prolonged time (>2 to 4 weeks) to achieve maximum INR effect for a given dosage regimen than patients without these CYP variants.

Table 1: Three Ranges of Expected Maintenance COUMADIN Daily Doses Based on CYP2C9 and VKORC1 Genotypes[†]

VKORC1	CYP2C9					
	*1/*1	*1/*2	*1/*3	*2/*2	*2/*3	*3/*3
GG	5-7 mg	5-7 mg	3-4 mg	3-4 mg	3-4 mg	0.5-2 mg
AG	5-7 mg	3-4 mg	3-4 mg	3-4 mg	0.5-2 mg	0.5-2 mg
AA	3-4 mg	3-4 mg	0.5-2 mg	0.5-2 mg	0.5-2 mg	0.5-2 mg

[†]Ranges are derived from multiple published clinical studies. VKORC1 -1639G>A (rs9923231) variant is used in this table. Other co-inherited VKORC1 variants may also be important determinants of warfarin dose.

2.4 Monitoring to Achieve Optimal Anticoagulation

COUMADIN is a narrow therapeutic range (index) drug, and its action may be affected by factors such as other drugs and dietary vitamin K. Therefore, anticoagulation must be carefully monitored during COUMADIN therapy. Determine the INR daily after the administration of the initial dose until INR results stabilize in the therapeutic range. After stabilization, maintain dosing within the therapeutic range by performing periodic INRs. The frequency of performing INR should be based on the clinical situation but generally acceptable intervals for INR determinations are 1 to 4 weeks. Perform additional INR tests when other warfarin products are interchanged with COUMADIN, as well as whenever other medications are initiated, discontinued, or taken irregularly. Heparin, a common concomitant drug, increases the INR [see *Dosage and Administration (2.8)* and *Drug Interactions (7)*].

Determinations of whole blood clotting and bleeding times are not effective measures for monitoring of COUMADIN therapy.

2.5 Missed Dose

The anticoagulant effect of COUMADIN persists beyond 24 hours. If a patient misses a dose of COUMADIN at the intended time of day, the patient should take the dose as soon as possible on the same day. The patient should not double the dose the next day to make up for a missed dose.

2.6 Intravenous Route of Administration

The intravenous dose of COUMADIN is the same as the oral dose. After reconstitution, COUMADIN for injection should be administered as a slow bolus injection into a peripheral vein over 1 to 2 minutes. COUMADIN for injection is not recommended for intramuscular administration.

Reconstitute the vial with 2.7 mL of Sterile Water for Injection. The resulting yield is 2.5 mL of a 2 mg per mL solution (5 mg total). Parenteral drug products should be inspected visually for particulate matter and discoloration prior to administration. Do not use if particulate matter or discoloration is noted.

After reconstitution, COUMADIN for injection is stable for 4 hours at room temperature. It does not contain any antimicrobial preservative and, thus, care must be taken to assure the sterility of the prepared solution. The vial is for single use only, and any unused solution should be discarded.

2.7 Treatment During Dentistry and Surgery

Some dental or surgical procedures may necessitate the interruption or change in the dose of COUMADIN therapy. Consider the benefits and risks when discontinuing COUMADIN even for a short period of time. Determine the INR immediately prior to any dental or surgical procedure. In patients undergoing minimally invasive procedures who must be anticoagulated prior to, during, or immediately following these procedures, adjusting the dosage of COUMADIN to maintain the INR at the low end of the therapeutic range may safely allow for continued anticoagulation.

2.8 Conversion From Other Anticoagulants

Heparin

Since the full anticoagulant effect of COUMADIN is not achieved for several days, heparin is preferred for initial rapid anticoagulation. During initial therapy with COUMADIN, the interference with heparin anticoagulation is of minimal clinical significance. Conversion to COUMADIN may begin concomitantly with heparin therapy or may be delayed 3 to 6 days. To ensure therapeutic anticoagulation, continue full dose heparin therapy and overlap COUMADIN therapy with heparin for 4 to 5 days and until COUMADIN has produced the desired therapeutic response as determined by INR, at which point heparin may be discontinued.

As heparin may affect the INR, patients receiving both heparin and COUMADIN should have INR monitoring at least:

- 5 hours after the last intravenous bolus dose of heparin, or
- 4 hours after cessation of a continuous intravenous infusion of heparin, or
- 24 hours after the last subcutaneous heparin injection.

COUMADIN may increase the activated partial thromboplastin time (aPTT) test, even in the absence of heparin. A severe elevation (>50 seconds) in aPTT with an INR in the desired range has been identified as an indication of increased risk of postoperative hemorrhage.

Other Anticoagulants

Consult the labeling of other anticoagulants for instructions on conversion to COUMADIN.

3 DOSAGE FORMS AND STRENGTHS

COUMADIN tablets are single scored with one face imprinted numerically with 1, 2, 2-1/2, 3, 4, 5, 6, 7-1/2, or 10 superimposed and inscribed with "COUMADIN" and with the opposite face plain.

COUMADIN tablets are supplied in the following strengths:

COUMADIN Tablets

Strength	Color
1 mg	pink
2 mg	lavender
2-1/2 mg	green
3 mg	tan
4 mg	blue
5 mg	peach
6 mg	teal
7-1/2 mg	yellow
10 mg	white (dye-free)

COUMADIN for injection is available in a vial containing 5 mg of lyophilized powder.

4 CONTRAINDICATIONS

- **Pregnancy**

COUMADIN is contraindicated in women who are pregnant except in pregnant women with mechanical heart valves, who are at high risk of thromboembolism [see *Warnings and Precautions (5.5)* and *Use in Specific Populations (8.1)*]. COUMADIN can cause fetal harm when administered to a pregnant woman. COUMADIN exposure during pregnancy causes a recognized pattern of major congenital malformations (warfarin embryopathy and fetotoxicity), fatal fetal hemorrhage, and an increased risk of spontaneous abortion and fetal mortality. If COUMADIN is used during pregnancy or if the patient becomes pregnant while taking this drug, the patient should be apprised of the potential hazard to a fetus [see *Warnings and Precautions (5.6)* and *Use in Specific Populations (8.1)*].

- Hemorrhagic tendencies or blood dyscrasias
- Recent or contemplated surgery of the central nervous system or eye, or traumatic surgery resulting in large open surfaces [see *Warnings and Precautions (5.7)*]
- Bleeding tendencies associated with:
 - Active ulceration or overt bleeding of the gastrointestinal, genitourinary, or respiratory tract
 - Central nervous system hemorrhage
 - Cerebral aneurysms, dissecting aorta
 - Pericarditis and pericardial effusions
 - Bacterial endocarditis
- Threatened abortion, eclampsia, and preeclampsia
- Unsupervised patients with conditions associated with potential high level of non-compliance
- Spinal puncture and other diagnostic or therapeutic procedures with potential for uncontrollable bleeding
- Hypersensitivity to warfarin or to any other components of this product (e.g., anaphylaxis) [see *Adverse Reactions (6)*]
- Major regional or lumbar block anesthesia
- Malignant hypertension

5 WARNINGS AND PRECAUTIONS

5.1 Hemorrhage

COUMADIN can cause major or fatal bleeding. Bleeding is more likely to occur within the first month. Risk factors for bleeding include high intensity of anticoagulation (INR >4.0), age greater than or equal to 65, history of highly variable INRs, history of gastrointestinal bleeding, hypertension, cerebrovascular disease, anemia, malignancy, trauma, renal impairment, certain genetic factors [see *Clinical Pharmacology (12.5)*], certain concomitant drugs [see *Drug Interactions (7)*], and long duration of warfarin therapy.

Perform regular monitoring of INR in all treated patients. Those at high risk of bleeding may benefit from more frequent INR monitoring, careful dose adjustment to desired INR, and a shortest duration of therapy appropriate for the clinical condition. However, maintenance of INR in the therapeutic range does not eliminate the risk of bleeding.

Drugs, dietary changes, and other factors affect INR levels achieved with COUMADIN therapy. Perform more frequent INR monitoring when starting or stopping other drugs, including botanicals, or when changing dosages of other drugs [see *Drug Interactions (7)*].

Instruct patients about prevention measures to minimize risk of bleeding and to report signs and symptoms of bleeding [see *Patient Counseling Information (17)*].

5.2 Tissue Necrosis

Necrosis and/or gangrene of skin and other tissues is an uncommon but serious risk (<0.1%). Necrosis may be associated with local thrombosis and usually appears within a few days of the start of COUMADIN therapy. In severe cases of necrosis, treatment through debridement or amputation of the affected tissue, limb, breast, or penis has been reported.

Careful clinical evaluation is required to determine whether necrosis is caused by an underlying disease. Although various treatments have been attempted, no treatment for necrosis has been considered uniformly effective. Discontinue COUMADIN therapy if necrosis occurs. Consider alternative drugs if continued anticoagulation therapy is necessary.

5.3 Systemic Atheroemboli and Cholesterol Microemboli

Anticoagulation therapy with COUMADIN may enhance the release of atheromatous plaque emboli. Systemic atheroemboli and cholesterol microemboli can present with a variety of signs and symptoms depending on the site of embolization. The most commonly involved visceral organs are the kidneys followed by the pancreas, spleen, and liver. Some cases have progressed to necrosis or death. A distinct syndrome resulting from microemboli to the feet is known as “purple toes syndrome.” Discontinue COUMADIN therapy if such phenomena are observed. Consider alternative drugs if continued anticoagulation therapy is necessary.

5.4 Heparin-Induced Thrombocytopenia

Do not use COUMADIN as initial therapy in patients with heparin-induced thrombocytopenia (HIT) and with heparin-induced thrombocytopenia with thrombosis syndrome (HITTS). Cases of limb ischemia, necrosis, and gangrene have occurred in patients with HIT and HITTS when heparin treatment was discontinued and warfarin therapy was started or continued. In some patients, sequelae have included amputation of the involved area and/or death. Treatment with COUMADIN may be considered after the platelet count has normalized.

5.5 Use in Pregnant Women with Mechanical Heart Valves

COUMADIN can cause fetal harm when administered to a pregnant woman. While COUMADIN is contraindicated during pregnancy, the potential benefits of using COUMADIN may outweigh the risks for pregnant women with mechanical heart valves at high risk of thromboembolism. In those individual situations, the decision to initiate or continue COUMADIN should be reviewed with the patient, taking into consideration the specific risks and benefits pertaining to the individual patient’s medical situation, as well as the most current medical guidelines. COUMADIN exposure during pregnancy causes a recognized pattern of major congenital malformations (warfarin embryopathy and fetotoxicity), fatal fetal hemorrhage, and an increased risk of spontaneous abortion and fetal mortality. If this drug is used during pregnancy, or if the patient becomes pregnant while taking this drug, the patient should be apprised of the potential hazard to a fetus [see *Use in Specific Populations (8.1)*].

5.6 Females of Reproductive Potential

COUMADIN exposure during pregnancy can cause pregnancy loss, birth defects, or fetal death. Discuss pregnancy planning with females of reproductive potential who are on COUMADIN therapy [see *Contraindications (4)* and *Use in Specific Populations (8.8)*].

5.7 Other Clinical Settings with Increased Risks

In the following clinical settings, the risks of COUMADIN therapy may be increased:

- Moderate to severe hepatic impairment
- Infectious diseases or disturbances of intestinal flora (e.g., sprue, antibiotic therapy)

- Use of an indwelling catheter
- Severe to moderate hypertension
- Deficiency in protein C-mediated anticoagulant response: COUMADIN reduces the synthesis of the naturally occurring anticoagulants, protein C and protein S. Hereditary or acquired deficiencies of protein C or its cofactor, protein S, have been associated with tissue necrosis following warfarin administration. Concomitant anticoagulation therapy with heparin for 5 to 7 days during initiation of therapy with COUMADIN may minimize the incidence of tissue necrosis in these patients.
- Eye surgery: In cataract surgery, COUMADIN use was associated with a significant increase in minor complications of sharp needle and local anesthesia block but not associated with potentially sight-threatening operative hemorrhagic complications. As COUMADIN cessation or reduction may lead to serious thromboembolic complications, the decision to discontinue COUMADIN before a relatively less invasive and complex eye surgery, such as lens surgery, should be based upon the risks of anticoagulant therapy weighed against the benefits.
- Polycythemia vera
- Vasculitis
- Diabetes mellitus

5.8 Endogenous Factors Affecting INR

The following factors may be responsible for **increased** INR response: diarrhea, hepatic disorders, poor nutritional state, steatorrhea, or vitamin K deficiency.

The following factors may be responsible for **decreased** INR response: increased vitamin K intake or hereditary warfarin resistance.

6 ADVERSE REACTIONS

The following serious adverse reactions to COUMADIN are discussed in greater detail in other sections of the labeling:

- Hemorrhage [see *Boxed Warning, Warnings and Precautions (5.1)*, and *Overdosage (10)*]
- Necrosis of skin and other tissues [see *Warnings and Precautions (5.2)*]
- Systemic atheroemboli and cholesterol microemboli [see *Warnings and Precautions (5.3)*]

Other adverse reactions to COUMADIN include:

- Immune system disorders: hypersensitivity/allergic reactions (including urticaria and anaphylactic reactions)
- Vascular disorders: vasculitis
- Hepatobiliary disorders: hepatitis, elevated liver enzymes. Cholestatic hepatitis has been associated with concomitant administration of COUMADIN and ticlopidine.
- Gastrointestinal disorders: nausea, vomiting, diarrhea, taste perversion, abdominal pain, flatulence, bloating
- Skin disorders: rash, dermatitis (including bullous eruptions), pruritus, alopecia
- Respiratory disorders: tracheal or tracheobronchial calcification
- General disorders: chills

7 DRUG INTERACTIONS

Drugs may interact with COUMADIN through pharmacodynamic or pharmacokinetic mechanisms. Pharmacodynamic mechanisms for drug interactions with COUMADIN are synergism (impaired hemostasis, reduced clotting factor synthesis), competitive antagonism (vitamin K), and alteration of the physiologic control loop for vitamin K metabolism (hereditary resistance). Pharmacokinetic mechanisms for drug interactions with COUMADIN are mainly enzyme induction, enzyme inhibition, and reduced plasma protein binding. It is important to note that some drugs may interact by more than one mechanism.

More frequent INR monitoring should be performed when starting or stopping other drugs, including botanicals, or when changing dosages of other drugs, including drugs intended for short-term use (e.g., antibiotics, antifungals, corticosteroids) [see *Boxed Warning*].

Consult the labeling of all concurrently used drugs to obtain further information about interactions with COUMADIN or adverse reactions pertaining to bleeding.

7.1 CYP450 Interactions

CYP450 isozymes involved in the metabolism of warfarin include CYP2C9, 2C19, 2C8, 2C18, 1A2, and 3A4. The more potent warfarin *S*-enantiomer is metabolized by CYP2C9 while the *R*-enantiomer is metabolized by CYP1A2 and 3A4.

- Inhibitors of CYP2C9, 1A2, and/or 3A4 have the potential to increase the effect (increase INR) of warfarin by increasing the exposure of warfarin.
- Inducers of CYP2C9, 1A2, and/or 3A4 have the potential to decrease the effect (decrease INR) of warfarin by decreasing the exposure of warfarin.

Examples of inhibitors and inducers of CYP2C9, 1A2, and 3A4 are below in Table 2; however, this list should not be considered all-inclusive. Consult the labeling of all concurrently used drugs to obtain further information about CYP450 interaction potential. The CYP450 inhibition and induction potential should be considered when starting, stopping, or changing dose of concomitant medications. Closely monitor INR if a concomitant drug is a CYP2C9, 1A2, and/or 3A4 inhibitor or inducer.

Table 2: Examples of CYP450 Interactions with Warfarin

Enzyme	Inhibitors	Inducers
CYP2C9	amiodarone, capecitabine, cotrimoxazole, etravirine, fluconazole, fluvastatin, fluvoxamine, metronidazole, miconazole, oxandrolone, sulfapyrazole, tigecycline, voriconazole, zafirlukast	aprepitant, bosentan, carbamazepine, phenobarbital, rifampin
CYP1A2	acyclovir, allopurinol, caffeine, cimetidine, ciprofloxacin, disulfiram, enoxacin, famotidine, fluvoxamine, methoxsalen, mexiletine, norfloxacin, oral contraceptives, phenylpropanolamine, propafenone, propranolol, terbinafine, thiabendazole, ticlopidine, verapamil, zileuton	montelukast, moricizine, omeprazole, phenobarbital, phenytoin, cigarette smoking
CYP3A4	alprazolam, amiodarone, amlodipine, amprenavir, aprepitant, atorvastatin, atazanavir, bicalutamide, cilostazol, cimetidine, ciprofloxacin, clarithromycin, conivaptan, cyclosporine, darunavir/ritonavir, diltiazem, erythromycin, fluconazole, fluoxetine, fluvoxamine, fosamprenavir, imatinib, indinavir, isoniazid, itraconazole, ketoconazole, lopinavir/ritonavir, nefazodone, nelfinavir, nilotinib, oral contraceptives, posaconazole, ranitidine, ranolazine, ritonavir, saquinavir, telithromycin, tipranavir, voriconazole, zileuton	armodafinil, amprenavir, aprepitant, bosentan, carbamazepine, efavirenz, etravirine, modafinil, nafcillin, phenytoin, pioglitazone, prednisone, rifampin, rufinamide

7.2 Drugs that Increase Bleeding Risk

Examples of drugs known to increase the risk of bleeding are presented in Table 3. Because bleeding risk is increased when these drugs are used concomitantly with warfarin, closely monitor patients receiving any such drug with warfarin.

Table 3: Drugs that Can Increase the Risk of Bleeding

Drug Class	Specific Drugs
Anticoagulants	argatroban, dabigatran, bivalirudin, desirudin, heparin, lepirudin
Antiplatelet Agents	aspirin, cilostazol, clopidogrel, dipyridamole, prasugrel, ticlopidine
Nonsteroidal Anti-Inflammatory Agents	celecoxib, diclofenac, diflunisal, fenoprofen, ibuprofen, indomethacin, ketoprofen, ketorolac, mefenamic acid, naproxen, oxaprozin, piroxicam, sulindac
Serotonin Reuptake Inhibitors	citalopram, desvenlafaxine, duloxetine, escitalopram, fluoxetine, fluvoxamine, milnacipran, paroxetine, sertraline, venlafaxine, vilazodone

7.3 Antibiotics and Antifungals

There have been reports of changes in INR in patients taking warfarin and antibiotics or antifungals, but clinical pharmacokinetic studies have not shown consistent effects of these agents on plasma concentrations of warfarin.

Closely monitor INR when starting or stopping any antibiotic or antifungal in patients taking warfarin.

7.4 Botanical (Herbal) Products and Foods

Exercise caution when botanical (herbal) products are taken concomitantly with COUMADIN. Few adequate, well-controlled studies evaluating the potential for metabolic and/or pharmacologic interactions between botanicals and COUMADIN exist. Due to a lack of manufacturing standardization with botanical medicinal preparations, the amount of active ingredients may vary. This could further confound the ability to assess potential interactions and effects on anticoagulation.

Some botanicals may cause bleeding events when taken alone (e.g., garlic and Ginkgo biloba) and may have anticoagulant, antiplatelet, and/or fibrinolytic properties. These effects would be expected to be additive to the anticoagulant effects of COUMADIN. Conversely, some botanicals may decrease the effects of COUMADIN (e.g., co-enzyme Q₁₀, St. John's wort, ginseng). Some botanicals and foods can interact with COUMADIN through CYP450 interactions (e.g., echinacea, grapefruit juice, ginkgo, goldenseal, St. John's wort).

Monitor the patient's response with additional INR determinations when initiating or discontinuing any botanicals.

8 USE IN SPECIFIC POPULATIONS

8.1 Pregnancy

Pregnancy Category D for women with mechanical heart valves [see *Warnings and Precautions (5.5)*] and **Pregnancy Category X** for other pregnant populations [see *Contraindications (4)*].

COUMADIN is contraindicated in women who are pregnant except in pregnant women with mechanical heart valves, who are at high risk of thromboembolism, and for whom the benefits of COUMADIN may outweigh the risks. COUMADIN can cause fetal harm when administered to a pregnant woman.

COUMADIN exposure during pregnancy causes a recognized pattern of major congenital malformations (warfarin embryopathy), fetal hemorrhage, and an increased risk of spontaneous abortion and fetal mortality. The reproductive and developmental effects of COUMADIN have not been evaluated in animals. If this drug is used during pregnancy or if the patient becomes pregnant while taking this drug, the patient should be apprised of the potential hazard to the fetus.

In humans, warfarin crosses the placenta, and concentrations in fetal plasma approach the maternal values. Exposure to warfarin during the first trimester of pregnancy caused a pattern of congenital

malformations in about 5% of exposed offspring. Warfarin embryopathy is characterized by nasal hypoplasia with or without stippled epiphyses (chondrodysplasia punctata) and growth retardation (including low birth weight). Central nervous system and eye abnormalities have also been reported, including dorsal midline dysplasia characterized by agenesis of the corpus callosum, Dandy-Walker malformation, midline cerebellar atrophy, and ventral midline dysplasia characterized by optic atrophy. Mental retardation, blindness, schizencephaly, microcephaly, hydrocephalus, and other adverse pregnancy outcomes have been reported following warfarin exposure during the second and third trimesters of pregnancy [see *Contraindications* (4) and *Warnings and Precautions* (5.6)].

8.3 Nursing Mothers

Based on published data in 15 nursing mothers, warfarin was not detected in human milk. Among the 15 full-term newborns, 6 nursing infants had documented prothrombin times within the expected range. Prothrombin times were not obtained for the other 9 nursing infants. Monitor breast-feeding infants for bruising or bleeding. Effects in premature infants have not been evaluated. Caution should be exercised when COUMADIN is administered to a nursing woman.

8.4 Pediatric Use

Adequate and well-controlled studies with COUMADIN have not been conducted in any pediatric population, and the optimum dosing, safety, and efficacy in pediatric patients is unknown. Pediatric use of COUMADIN is based on adult data and recommendations, and available limited pediatric data from observational studies and patient registries. Pediatric patients administered COUMADIN should avoid any activity or sport that may result in traumatic injury.

The developing hemostatic system in infants and children results in a changing physiology of thrombosis and response to anticoagulants. Dosing of warfarin in the pediatric population varies by patient age, with infants generally having the highest, and adolescents having the lowest milligram per kilogram dose requirements to maintain target INRs. Because of changing warfarin requirements due to age, concomitant medications, diet, and existing medical condition, target INR ranges may be difficult to achieve and maintain in pediatric patients, and more frequent INR determinations are recommended. Bleeding rates varied by patient population and clinical care center in pediatric observational studies and patient registries.

Infants and children receiving vitamin K-supplemented nutrition, including infant formulas, may be resistant to warfarin therapy, while human milk-fed infants may be sensitive to warfarin therapy.

8.5 Geriatric Use

Of the total number of patients receiving warfarin sodium in controlled clinical trials for which data were available for analysis, 1885 patients (24.4%) were 65 years and older, while 185 patients (2.4%) were 75 years and older. No overall differences in effectiveness or safety were observed between these patients and younger patients, but greater sensitivity of some older individuals cannot be ruled out.

Patients 60 years or older appear to exhibit greater than expected INR response to the anticoagulant effects of warfarin [see *Clinical Pharmacology* (12.3)]. COUMADIN is contraindicated in any unsupervised patient with senility. Observe caution with administration of COUMADIN to elderly patients in any situation or with any physical condition where added risk of hemorrhage is present. Consider lower initiation and maintenance doses of COUMADIN in elderly patients [see *Dosage and Administration* (2.2, 2.3)].

8.6 Renal Impairment

Renal clearance is considered to be a minor determinant of anticoagulant response to warfarin. No dosage adjustment is necessary for patients with renal impairment.

8.7 Hepatic Impairment

Hepatic impairment can potentiate the response to warfarin through impaired synthesis of clotting factors and decreased metabolism of warfarin. Use caution when using COUMADIN in these patients.

8.8 Females of Reproductive Potential

COUMADIN exposure during pregnancy can cause spontaneous abortion, birth defects, or fetal death. Females of reproductive potential who are candidates for COUMADIN therapy should be counseled regarding the benefits of therapy and potential reproductive risks. Discuss pregnancy planning with females of reproductive potential who are on COUMADIN therapy. If the patient becomes pregnant while taking COUMADIN, she should be apprised of the potential risks to the fetus.

10 OVERDOSAGE

10.1 Signs and Symptoms

Bleeding (e.g., appearance of blood in stools or urine, hematuria, excessive menstrual bleeding, melena, petechiae, excessive bruising or persistent oozing from superficial injuries, unexplained fall in hemoglobin) is a manifestation of excessive anticoagulation.

10.2 Treatment

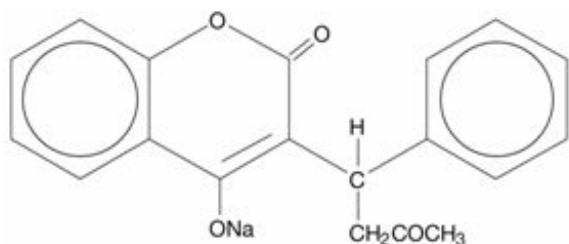
The treatment of excessive anticoagulation is based on the level of the INR, the presence or absence of bleeding, and clinical circumstances. Reversal of COUMADIN anticoagulation may be obtained by discontinuing COUMADIN therapy and, if necessary, by administration of oral or parenteral vitamin K₁.

The use of vitamin K₁ reduces response to subsequent COUMADIN therapy and patients may return to a pretreatment thrombotic status following the rapid reversal of a prolonged INR. Resumption of COUMADIN administration reverses the effect of vitamin K, and a therapeutic INR can again be obtained by careful dosage adjustment. If rapid re-anticoagulation is indicated, heparin may be preferable for initial therapy.

Prothrombin complex concentrate (PCC), fresh frozen plasma, or activated Factor VII treatment may be considered if the requirement to reverse the effects of COUMADIN is urgent. A risk of hepatitis and other viral diseases is associated with the use of blood products; PCC and activated Factor VII are also associated with an increased risk of thrombosis. Therefore, these preparations should be used only in exceptional or life-threatening bleeding episodes secondary to COUMADIN overdose.

11 DESCRIPTION

COUMADIN (warfarin sodium) is an anticoagulant that acts by inhibiting vitamin K-dependent coagulation factors. Chemically, it is 3-(α -acetylbenzyl)-4-hydroxycoumarin and is a racemic mixture of the *R*- and *S*-enantiomers. Crystalline warfarin sodium is an isopropanol clathrate. Its empirical formula is C₁₉H₁₅NaO₄, and its structural formula is represented by the following:



Crystalline warfarin sodium occurs as a white, odorless, crystalline powder that is discolored by light. It is very soluble in water, freely soluble in alcohol, and very slightly soluble in chloroform and ether.

COUMADIN tablets for oral use also contain:

All strengths:	Lactose, starch, and magnesium stearate
1 mg:	D&C Red No. 6 Barium Lake
2 mg:	FD&C Blue No. 2 Aluminum Lake and FD&C Red No. 40 Aluminum Lake
2-1/2 mg:	D&C Yellow No. 10 Aluminum Lake and FD&C Blue No. 1 Aluminum Lake
3 mg:	FD&C Yellow No. 6 Aluminum Lake, FD&C Blue No. 2 Aluminum Lake, and FD&C Red No. 40 Aluminum Lake
4 mg:	FD&C Blue No. 1 Aluminum Lake
5 mg:	FD&C Yellow No. 6 Aluminum Lake
6 mg:	FD&C Yellow No. 6 Aluminum Lake and FD&C Blue No. 1 Aluminum Lake
7-1/2 mg:	D&C Yellow No. 10 Aluminum Lake and FD&C Yellow No. 6 Aluminum Lake
10 mg:	Dye-free

COUMADIN for injection for intravenous use is supplied as a sterile, lyophilized powder, which, after reconstitution with 2.7 mL Sterile Water for Injection, contains:

Warfarin sodium	2 mg per mL
Sodium phosphate, dibasic, heptahydrate	4.98 mg per mL
Sodium phosphate, monobasic, monohydrate	0.194 mg per mL
Sodium chloride	0.1 mg per mL
Mannitol	38.0 mg per mL
Sodium hydroxide, as needed for pH adjustment to 8.1 to 8.3	

12 CLINICAL PHARMACOLOGY

12.1 Mechanism of Action

Warfarin acts by inhibiting the synthesis of vitamin K-dependent clotting factors, which include Factors II, VII, IX, and X, and the anticoagulant proteins C and S. Vitamin K is an essential cofactor for the post ribosomal synthesis of the vitamin K-dependent clotting factors. Vitamin K promotes the biosynthesis of γ -carboxyglutamic acid residues in the proteins that are essential for biological activity. Warfarin is thought to interfere with clotting factor synthesis by inhibition of the C1 subunit of vitamin K epoxide reductase (VKORC1) enzyme complex, thereby reducing the regeneration of vitamin K₁ epoxide [see *Clinical Pharmacology* (12.5)].

12.2 Pharmacodynamics

An anticoagulation effect generally occurs within 24 hours after warfarin administration. However, peak anticoagulant effect may be delayed 72 to 96 hours. The duration of action of a single dose of racemic warfarin is 2 to 5 days. The effects of COUMADIN may become more pronounced as effects of daily maintenance doses overlap. This is consistent with the half-lives of the affected vitamin K-dependent clotting factors and anticoagulation proteins: Factor II - 60 hours, VII - 4 to 6 hours, IX - 24 hours, X - 48 to 72 hours, and proteins C and S are approximately 8 hours and 30 hours, respectively.

12.3 Pharmacokinetics

COUMADIN is a racemic mixture of the *R*- and *S*-enantiomers of warfarin. The *S*-enantiomer exhibits 2 to 5 times more anticoagulant activity than the *R*-enantiomer in humans, but generally has a more rapid clearance.

Absorption

Warfarin is essentially completely absorbed after oral administration, with peak concentration generally attained within the first 4 hours.

Distribution

Warfarin distributes into a relatively small apparent volume of distribution of about 0.14 L/kg. A distribution phase lasting 6 to 12 hours is distinguishable after rapid intravenous or oral administration of an aqueous solution. Approximately 99% of the drug is bound to plasma proteins.

Metabolism

The elimination of warfarin is almost entirely by metabolism. Warfarin is stereoselectively metabolized by hepatic cytochrome P-450 (CYP450) microsomal enzymes to inactive hydroxylated metabolites (predominant route) and by reductases to reduced metabolites (warfarin alcohols) with minimal anticoagulant activity. Identified metabolites of warfarin include dehydrowarfarin, two diastereoisomer alcohols, and 4'-, 6-, 7-, 8-, and 10-hydroxywarfarin. The CYP450 isozymes involved in the metabolism of warfarin include CYP2C9, 2C19, 2C8, 2C18, 1A2, and 3A4. CYP2C9, a polymorphic enzyme, is likely to be the principal form of human liver CYP450 that modulates the *in vivo* anticoagulant activity of warfarin. Patients with one or more variant CYP2C9 alleles have decreased *S*-warfarin clearance [see *Clinical Pharmacology* (12.5)].

Excretion

The terminal half-life of warfarin after a single dose is approximately 1 week; however, the effective half-life ranges from 20 to 60 hours, with a mean of about 40 hours. The clearance of *R*-warfarin is generally half that of *S*-warfarin, thus as the volumes of distribution are similar, the half-life of *R*-warfarin is longer than that of *S*-warfarin. The half-life of *R*-warfarin ranges from 37 to 89 hours, while that of *S*-warfarin ranges from 21 to 43 hours. Studies with radiolabeled drug have demonstrated that up to 92% of the orally administered dose is recovered in urine. Very little warfarin is excreted unchanged in urine. Urinary excretion is in the form of metabolites.

Geriatric Patients

Patients 60 years or older appear to exhibit greater than expected INR response to the anticoagulant effects of warfarin. The cause of the increased sensitivity to the anticoagulant effects of warfarin in this age group is unknown but may be due to a combination of pharmacokinetic and pharmacodynamic factors. Limited information suggests there is no difference in the clearance of *S*-warfarin; however, there may be a slight decrease in the clearance of *R*-warfarin in the elderly as compared to the young. Therefore, as patient age increases, a lower dose of warfarin is usually required to produce a therapeutic level of anticoagulation [see *Dosage and Administration* (2.3, 2.4)].

Asian Patients

Asian patients may require lower initiation and maintenance doses of warfarin. A non-controlled study of 151 Chinese outpatients stabilized on warfarin for various indications reported a mean daily warfarin requirement of 3.3 ± 1.4 mg to achieve an INR of 2 to 2.5. Patient age was the most important determinant of warfarin requirement in these patients, with a progressively lower warfarin requirement with increasing age.

12.5 Pharmacogenomics

CYP2C9 and VKORC1 Polymorphisms

The S-enantiomer of warfarin is mainly metabolized to 7-hydroxywarfarin by CYP2C9, a polymorphic enzyme. The variant alleles, CYP2C9*2 and CYP2C9*3, result in decreased *in vitro* CYP2C9 enzymatic 7-hydroxylation of S-warfarin. The frequencies of these alleles in Caucasians are approximately 11% and 7% for CYP2C9*2 and CYP2C9*3, respectively.

Other CYP2C9 alleles associated with reduced enzymatic activity occur at lower frequencies, including *5, *6, and *11 alleles in populations of African ancestry and *5, *9, and *11 alleles in Caucasians.

Warfarin reduces the regeneration of vitamin K from vitamin K epoxide in the vitamin K cycle through inhibition of VKOR, a multiprotein enzyme complex. Certain single nucleotide polymorphisms in the VKORC1 gene (e.g., -1639G>A) have been associated with variable warfarin dose requirements. VKORC1 and CYP2C9 gene variants generally explain the largest proportion of known variability in warfarin dose requirements.

CYP2C9 and VKORC1 genotype information, when available, can assist in selection of the initial dose of warfarin [see *Dosage and Administration (2.3)*].

13 NONCLINICAL TOXICOLOGY

13.1 Carcinogenesis, Mutagenesis, Impairment of Fertility

Carcinogenicity, mutagenicity, or fertility studies have not been performed with warfarin.

14 CLINICAL STUDIES

14.1 Atrial Fibrillation

In five prospective, randomized, controlled clinical trials involving 3711 patients with non-rheumatic AF, warfarin significantly reduced the risk of systemic thromboembolism including stroke (see Table 4). The risk reduction ranged from 60% to 86% in all except one trial (CAFA: 45%), which was stopped early due to published positive results from two of these trials. The incidence of major bleeding in these trials ranged from 0.6% to 2.7% (see Table 4).

Table 4: Clinical Studies of Warfarin in Non-Rheumatic AF Patients*

Study	N		PT Ratio	INR	Thromboembolism		% Major Bleeding	
	Warfarin-Treated Patients	Control Patients			% Risk Reduction	p-value	Warfarin-Treated Patients	Control Patients
AFASAK	335	336	1.5-2.0	2.8-4.2	60	0.027	0.6	0.0
SPAF	210	211	1.3-1.8	2.0-4.5	67	0.01	1.9	1.9
BAATAF	212	208	1.2-1.5	1.5-2.7	86	<0.05	0.9	0.5
CAFA	187	191	1.3-1.6	2.0-3.0	45	0.25	2.7	0.5
SPINAF	260	265	1.2-1.5	1.4-2.8	79	0.001	2.3	1.5

*All study results of warfarin vs. control are based on intention-to-treat analysis and include ischemic stroke and systemic thromboembolism, excluding hemorrhagic stroke and transient ischemic attacks.

Trials in patients with both AF and mitral stenosis suggest a benefit from anticoagulation with COUMADIN [see *Dosage and Administration (2.2)*].

14.2 Mechanical and Bioprosthetic Heart Valves

In a prospective, randomized, open-label, positive-controlled study in 254 patients with mechanical prosthetic heart valves, the thromboembolic-free interval was found to be significantly greater in patients treated with warfarin alone compared with dipyridamole/aspirin-treated patients ($p<0.005$) and pentoxifylline/aspirin-treated patients ($p<0.05$). The results of this study are presented in Table 5.

Table 5: Prospective, Randomized, Open-Label, Positive-Controlled Clinical Study of Warfarin in Patients with Mechanical Prosthetic Heart Valves

Event	Patients Treated With		
	Warfarin	Dipyridamole/Aspirin	Pentoxifylline/Aspirin
Thromboembolism	2.2/100 py	8.6/100 py	7.9/100 py
Major Bleeding	2.5/100 py	0.0/100 py	0.9/100 py

py=patient years

In a prospective, open-label, clinical study comparing moderate (INR 2.65) vs. high intensity (INR 9.0) warfarin therapies in 258 patients with mechanical prosthetic heart valves, thromboembolism occurred with similar frequency in the two groups (4.0 and 3.7 events per 100 patient years, respectively). Major bleeding was more common in the high intensity group. The results of this study are presented in Table 6.

Table 6: Prospective, Open-Label Clinical Study of Warfarin in Patients with Mechanical Prosthetic Heart Valves

Event	Moderate Warfarin Therapy	High Intensity Warfarin Therapy
	INR 2.65	INR 9.0
Thromboembolism	4.0/100 py	3.7/100 py
Major Bleeding	0.95/100 py	2.1/100 py

py=patient years

In a randomized trial in 210 patients comparing two intensities of warfarin therapy (INR 2.0-2.25 vs. INR 2.5-4.0) for a three-month period following tissue heart valve replacement, thromboembolism occurred with similar frequency in the two groups (major embolic events 2.0% vs. 1.9%, respectively, and minor embolic events 10.8% vs. 10.2%, respectively). Major hemorrhages occurred in 4.6% of patients in the higher intensity INR group compared to zero in the lower intensity INR group.

14.3 Myocardial Infarction

WARIS (The Warfarin Re-Infarction Study) was a double-blind, randomized study of 1214 patients 2 to 4 weeks post-infarction treated with warfarin to a target INR of 2.8 to 4.8. The primary endpoint was a composite of total mortality and recurrent infarction. A secondary endpoint of cerebrovascular events was assessed. Mean follow-up of the patients was 37 months. The results for each endpoint separately, including an analysis of vascular death, are provided in Table 7.

Table 7: WARIS – Endpoint Analysis of Separate Events

Event	Warfarin (N=607)	Placebo (N=607)	RR (95% CI)	% Risk Reduction (p-value)
Total Patient Years of Follow-up	2018	1944		
Total Mortality	94 (4.7/100 py)	123 (6.3/100 py)	0.76 (0.60, 0.97)	24 (p=0.030)
Vascular Death	82 (4.1/100 py)	105 (5.4/100 py)	0.78 (0.60, 1.02)	22 (p=0.068)

Recurrent MI	82 (4.1/100 py)	124 (6.4/100 py)	0.66 (0.51, 0.85)	34 (p=0.001)
Cerebrovascular Event	20 (1.0/100 py)	44 (2.3/100 py)	0.46 (0.28, 0.75)	54 (p=0.002)

RR=Relative risk; Risk reduction=(1 - RR); CI=Confidence interval; MI=Myocardial infarction; py=patient years

WARIS II (The Warfarin, Aspirin, Re-Infarction Study) was an open-label, randomized study of 3630 patients hospitalized for acute myocardial infarction treated with warfarin to a target INR 2.8 to 4.2, aspirin 160 mg per day, or warfarin to a target INR 2.0 to 2.5 plus aspirin 75 mg per day prior to hospital discharge. The primary endpoint was a composite of death, nonfatal reinfarction, or thromboembolic stroke. The mean duration of observation was approximately 4 years. The results for WARIS II are provided in Table 8.

Table 8: WARIS II - Distribution of Events According to Treatment Group

Event	Aspirin (N=1206)	Aspirin plus Warfarin		Rate Ratio (95% CI)	p-value
		Warfarin (N=1216)	Warfarin (N=1208)		
	No. of Events				
Major Bleeding ^a	8	33	28	3.35 ^b (ND) 4.00 ^c (ND)	ND ND
Minor Bleeding ^d	39	103	133	3.21 ^b (ND) 2.55 ^c (ND)	ND ND
Composite Endpoints ^e	241	203	181	0.81 (0.69-0.95) ^b 0.71 (0.60-0.83) ^c	0.03 0.001
Reinfarction	117	90	69	0.56 (0.41-0.78) ^b 0.74 (0.55-0.98) ^c	<0.001 0.03
Thromboembolic Stroke	32	17	17	0.52 (0.28-0.98) ^b 0.52 (0.28-0.97) ^c	0.03 0.03
Death	92	96	95		0.82

^a Major bleeding episodes were defined as nonfatal cerebral hemorrhage or bleeding necessitating surgical intervention or blood transfusion.

^b The rate ratio is for aspirin plus warfarin as compared with aspirin.

^c The rate ratio is for warfarin as compared with aspirin.

^d Minor bleeding episodes were defined as non-cerebral hemorrhage not necessitating surgical intervention or blood transfusion.

^e Includes death, nonfatal reinfarction, and thromboembolic cerebral stroke.

CI=confidence interval

ND=not determined

There were approximately four times as many major bleeding episodes in the two groups receiving warfarin than in the group receiving aspirin alone. Major bleeding episodes were not more frequent among patients receiving aspirin plus warfarin than among those receiving warfarin alone, but the incidence of minor bleeding episodes was higher in the combined therapy group.

15 REFERENCES

- Ansell J, Hirsh J, Hylek E, Jacobson A, Crowther M, Palareti G. Pharmacology and management of the vitamin K antagonists. American College of Chest Physicians Evidence-Based Clinical Practice Guidelines. 8th Ed. *Chest*. 2008;133:160S-198S.
- Kearon C, Kahn SR, Agnelli G, Goldhaber S, Raskob GE, Comerota AJ. Antithrombotic therapy for venous thromboembolic disease. American College of Chest Physicians Evidence-Based Clinical

Practice Guidelines. 8th Ed. *Chest*. 2008;133:454S-545S.

- Singer DE, Albers GW, Dalen JE, et al. Antithrombotic therapy in atrial fibrillation. American College of Chest Physicians Evidence-Based Clinical Practice Guidelines. 8th Ed. *Chest*. 2008;133:546S-592S.
- Becker RC, Meade TW, Berger PB, et al. The primary and secondary prevention of coronary artery disease. American College of Chest Physicians Evidence-Based Clinical Practice Guidelines. 8th Ed. *Chest*. 2008;133:776S-814S.
- Salem DN, O'Gara PT, Madias C, Pauker SG. Valvular and structural heart disease. American College of Chest Physicians Evidence-Based Clinical Practice Guidelines. 8th Ed. *Chest*. 2008;133:593S-629S.
- Monagle P, Chalmers E, Chan A, et al. Antithrombotic therapy in neonates and children. American College of Chest Physicians Evidence-Based Clinical Practice Guidelines. 8th Ed. *Chest*. 2008;133:887S-968S.

16 HOW SUPPLIED/STORAGE AND HANDLING

Tablets

COUMADIN tablets are single-scored, with one face imprinted numerically with 1, 2, 2-1/2, 3, 4, 5, 6, 7-1/2, or 10 superimposed and inscribed with "COUMADIN" and with the opposite face plain. COUMADIN is available in bottles and hospital unit-dose blister packages with potencies and colors as follows:

	Bottles of 100	Bottles of 1000	Hospital Unit-Dose Blister Package of 100
1 mg pink	NDC 0056-0169-70	NDC 0056-0169-90	NDC 0056-0169-75
2 mg lavender	NDC 0056-0170-70	NDC 0056-0170-90	NDC 0056-0170-75
2-1/2 mg green	NDC 0056-0176-70	NDC 0056-0176-90	NDC 0056-0176-75
3 mg tan	NDC 0056-0188-70	NDC 0056-0188-90	NDC 0056-0188-75
4 mg blue	NDC 0056-0168-70	NDC 0056-0168-90	NDC 0056-0168-75
5 mg peach	NDC 0056-0172-70	NDC 0056-0172-90	NDC 0056-0172-75
6 mg teal	NDC 0056-0189-70	NDC 0056-0189-90	NDC 0056-0189-75
7-1/2 mg yellow	NDC 0056-0173-70		NDC 0056-0173-75
10 mg white (dye-free)	NDC 0056-0174-70		NDC 0056-0174-75

Protect from light and moisture. Store at controlled room temperature (59°-86°F, 15°-30°C). Dispense in a tight, light-resistant container as defined in the USP.

Store the hospital unit-dose blister packages in the carton until contents have been used.

Injection

COUMADIN for injection vials yield 5 mg of warfarin after reconstitution with 2.7 mL of Sterile Water for Injection (maximum yield is 2.5 mL of a 2 mg/mL solution). Net content of vial is 5.4 mg lyophilized powder.

5-mg vial (box of 6) NDC 0590-0324-35

Protect from light. Keep vial in box until used. Store at controlled room temperature (59°-86°F, 15°-30°C).

After reconstitution, store at controlled room temperature (59°-86°F, 15°-30°C) and use within 4 hours.

Do not refrigerate. Discard any unused solution.

Repackaging Information

Please reference the information listed above for a description of individual tablets or capsules. This drug product has been received in one of the manufacturer or distributor packaged configurations and repackaged by Aphenia Pharma - TN in full compliance with all applicable cGMP regulations. The package configurations available from Aphenia are listed below:

Count	2 mg lavender	2-1/2 mg green	4 mg blue	5 mg peach	6 mg teal
15	67544-401-15			67544-052-15	
20				67544-052-20	
25				67544-052-25	
26				67544-052-68	
28				67544-052-28	
30	67544-401-30	67544-195-30	67544-194-30	67544-052-30	67544-070-30
34				67544-052-78	
35	67544-401-35			67544-052-35	
40	67544-401-40	67544-195-40		67544-052-40	
45	67544-401-45	67544-195-45		67544-052-45	
50	67544-401-50			67544-052-50	
55				67544-052-38	
60	67544-401-53	67544-195-53		67544-052-53	
70	67544-401-61			67544-052-61	
75	67544-401-55			67544-052-55	
80				67544-052-57	
90	67544-401-60	67544-195-60		67544-052-60	
100				67544-052-65	
120	67544-401-70			67544-052-70	

Count	1 mg pink	3 mg tan	7-1/2 mg yellow	10 mg white
30	43353-493-30	43353-492-30	43353-494-30	43353-491-30
90	43353-493-60	43353-492-60		

Store between 20°-25°C (68°-77°F). See USP Controlled Room Temperature. Dispense in a tight light-resistant container as defined by USP. Keep this and all drugs out of the reach of children.

Repackaged by:

Aphenia Pharma Solutions - TN

Cookeville, TN 38506

20120321AW

17 PATIENT COUNSELING INFORMATION

See FDA-approved patient labeling (Medication Guide).

Advise patients to:

- Tell their physician if they fall often as this may increase their risk for complications.
- Strictly adhere to the prescribed dosage schedule. Do not take or discontinue any other drug, including salicylates (e.g., aspirin and topical analgesics), other over-the-counter drugs, and botanical (herbal) products except on advice of your physician.

- Notify their physician immediately if any unusual bleeding or symptoms occur. Signs and symptoms of bleeding include: pain, swelling or discomfort, prolonged bleeding from cuts, increased menstrual flow or vaginal bleeding, nosebleeds, bleeding of gums from brushing, unusual bleeding or bruising, red or dark brown urine, red or tar black stools, headache, dizziness, or weakness.
- Contact their doctor
 - immediately if they think they are pregnant
 - to discuss pregnancy planning
 - if they are considering breast-feeding
- Avoid any activity or sport that may result in traumatic injury.
- Obtain prothrombin time tests and make regular visits to their physician or clinic to monitor therapy.
- Carry identification stating that they are taking COUMADIN.
- If the prescribed dose of COUMADIN is missed, take the dose as soon as possible on the same day but do not take a double dose of COUMADIN the next day to make up for missed doses.
- Eat a normal, balanced diet to maintain a consistent intake of vitamin K. Avoid drastic changes in dietary habits, such as eating large amounts of leafy, green vegetables.
- Contact their physician to report any serious illness, such as severe diarrhea, infection, or fever.
- Be aware that if therapy with COUMADIN is discontinued, the anticoagulant effects of COUMADIN may persist for about 2 to 5 days.

Distributed by:

Bristol-Myers Squibb Company

Princeton, New Jersey 08543 USA

COUMADIN[®] is a trademark of Bristol-Myers Squibb Pharma Company.

Copyright © Bristol-Myers Squibb Company 2011

Printed in USA

1274054A0 / 1274029A0 / 1274055A0 / 1274053A0

Rev October 2011

Repackaged by:

Aphena Pharma Solutions - TN

Cookeville, TN 38506

20120815AW

MEDICATION GUIDE

COUMADIN[®] (COU-ma-din) (warfarin sodium)

Read this Medication Guide before you start taking COUMADIN (warfarin sodium) and each time you get a refill. There may be new information. This Medication Guide does not take the place of talking to your healthcare provider about your medical condition or treatment. You and your healthcare provider should talk about COUMADIN when you start taking it and at regular checkups.

What is the most important information I should know about COUMADIN?

COUMADIN can cause bleeding which can be serious and sometimes lead to death. This is because COUMADIN is a blood thinner medicine that lowers the chance of blood clots forming in your body.

- You may have a higher risk of bleeding if you take COUMADIN and:
 - are 65 years of age or older
 - have a history of stomach or intestinal bleeding
 - have high blood pressure (hypertension)
 - have a history of stroke, or "mini-stroke" (transient ischemic attack or TIA)
 - have serious heart disease
 - have a low blood count or cancer
 - have had trauma, such as an accident or surgery
 - have kidney problems
 - take other medicines that increase your risk of bleeding, including:
 - a medicine that contains heparin
 - other medicines to prevent or treat blood clots
 - nonsteroidal anti-inflammatory drugs (NSAIDs)
 - take warfarin sodium for a long time. Warfarin sodium is the active ingredient in COUMADIN.

Tell your healthcare provider if you take any of these medicines. Ask your healthcare provider if you are not sure if your medicine is one listed above.

Many other medicines can interact with COUMADIN and affect the dose you need or increase COUMADIN side effects. Do not change or stop any of your medicines or start any new medicines before you talk to your healthcare provider.

Do not take other medicines that contain warfarin sodium while taking COUMADIN.

- **Get your regular blood test to check for your response to COUMADIN.** This blood test is called an INR test. The INR test checks to see how fast your blood clots. Your healthcare provider will decide what INR numbers are best for you. Your dose of COUMADIN will be adjusted to keep your INR in a target range for you.
- **Call your healthcare provider right away if you get any of the following signs or symptoms of bleeding problems:**
 - pain, swelling, or discomfort
 - headaches, dizziness, or weakness
 - unusual bruising (bruises that develop without known cause or grow in size)
 - nosebleeds
 - bleeding gums
 - bleeding from cuts takes a long time to stop
 - menstrual bleeding or vaginal bleeding that is heavier than normal
 - pink or brown urine
 - red or black stools
 - coughing up blood
 - vomiting blood or material that looks like coffee grounds
- **Some foods and beverages can interact with COUMADIN and affect your treatment and dose.**
 - Eat a normal, balanced diet. Talk to your healthcare provider before you make any diet changes. Do not eat large amounts of leafy, green vegetables. Leafy, green vegetables contain vitamin K. Certain vegetable oils also contain large amounts of vitamin K. Too much vitamin K can lower the effect of COUMADIN.
- Always tell all of your healthcare providers that you take COUMADIN.
- Wear or carry information that you take COUMADIN.

See "What are the possible side effects of COUMADIN?" for more information about side effects.

What is COUMADIN?

COUMADIN is prescription medicine used to treat blood clots and to lower the chance of blood clots

forming in your body. Blood clots can cause a stroke, heart attack, or other serious conditions if they form in the legs or lungs.

It is not known if COUMADIN is safe and effective in children.

Who should not take COUMADIN?

Do not take COUMADIN if:

- **your chance of having bleeding problems is higher than the possible benefit of treatment.** Your healthcare provider will decide if COUMADIN is right for you. Talk to your healthcare provider about all of your health conditions.
- **you are pregnant unless you have a mechanical heart valve.** COUMADIN may cause birth defects, miscarriage, or death of your unborn baby.
- **you are allergic to warfarin or any of the other ingredients in COUMADIN. See the end of this leaflet for a complete list of ingredients in COUMADIN.**

What should I tell my healthcare provider before taking COUMADIN?

Before you take COUMADIN, tell your healthcare provider if you:

- have bleeding problems
- fall often
- have liver or kidney problems
- have high blood pressure
- have a heart problem called congestive heart failure
- have diabetes
- plan to have any surgery or a dental procedure
- have any other medical conditions
- are pregnant or plan to become pregnant. See "**Who should not take COUMADIN?**"
- are breast-feeding. You and your healthcare provider should decide if you will take COUMADIN and breast-feed.

Tell all of your healthcare providers and dentists that you are taking COUMADIN. They should talk to the healthcare provider who prescribed COUMADIN for you before you have **any** surgery or dental procedure. Your COUMADIN may need to be stopped for a short time or you may need your dose adjusted.

Tell your healthcare provider about all the medicines you take, including prescription and non-prescription medicines, vitamins, and herbal supplements. Some of your other medicines may affect the way COUMADIN works. Certain medicines may increase your risk of bleeding. See "**What is the most important information I should know about COUMADIN?**"

Know the medicines you take. Keep a list of them to show your healthcare provider and pharmacist when you get a new medicine.

How should I take COUMADIN?

- **Take COUMADIN exactly as prescribed.** Your healthcare provider will adjust your dose from time to time depending on your response to COUMADIN.
- **You must have regular blood tests and visits with your healthcare provider to monitor your condition.**
- **If you miss a dose of COUMADIN, call your healthcare provider.** Take the dose as soon as possible on the same day. **Do not** take a double dose of COUMADIN the next day to make up for a missed dose.
- Call your healthcare provider right away if you:
 - take too much COUMADIN
 - are sick with diarrhea, an infection, or have a fever
 - fall or injure yourself, especially if you hit your head. Your healthcare provider may need to

check you

What should I avoid while taking COUMADIN?

- Do not do any activity or sport that may cause a serious injury.

What are the possible side effects of COUMADIN?

COUMADIN may cause serious side effects including:

- See "**What is the most important information I should know about COUMADIN?**"
 - **Death of skin tissue (skin necrosis or gangrene).** This can happen soon after starting COUMADIN. It happens because blood clots form and block blood flow to an area of your body. Call your healthcare provider right away if you have pain, color, or temperature change to any area of your body. You may need medical care right away to prevent death or loss (amputation) of your affected body part.
 - "**Purple toes syndrome.**" Call your healthcare provider right away if you have pain in your toes and they look purple in color or dark in color.

Tell your healthcare provider if you have any side effect that bothers you or does not go away.

These are not all of the side effects of COUMADIN. For more information, ask your healthcare provider or pharmacist.

Call your doctor for medical advice about side effects. You may report side effects to FDA at 1-800-FDA-1088.

How should I store COUMADIN?

- Store COUMADIN at 59°F to 86°F (15°C to 30°C).
- Keep COUMADIN in a tightly closed container, and keep COUMADIN out of the light.

Keep COUMADIN and all medicines out of the reach of children.

General Information about COUMADIN.

Medicines are sometimes prescribed for purposes other than those listed in a Medication Guide. Do not use COUMADIN for a condition for which it was not prescribed. Do not give COUMADIN to other people, even if they have the same symptoms that you have. It may harm them.

This Medication Guide summarizes the most important information about COUMADIN. If you would like more information, talk with your healthcare provider. You can ask your healthcare provider or pharmacist for information about COUMADIN that is written for healthcare professionals.

If you would like more information, go to www.coumadin.com or call 1-800-321-1335.

What are the ingredients in COUMADIN?

Active ingredient: Warfarin Sodium

Inactive ingredients: Lactose, starch, and magnesium stearate. The following tablets contain:

1 mg:	D&C Red No. 6 Barium Lake
2 mg:	FD&C Blue No. 2 Aluminum Lake and FD&C Red No. 40 Aluminum Lake
2-1/2 mg:	D&C Yellow No. 10 Aluminum Lake and FD&C Blue No. 1 Aluminum Lake
3 mg:	FD&C Yellow No. 6 Aluminum Lake, FD&C Blue No. 2 Aluminum Lake, and FD&C Red No. 40 Aluminum Lake
4 mg:	FD&C Blue No. 1 Aluminum Lake

5 mg: FD&C Yellow No. 6 Aluminum Lake
6 mg: FD&C Yellow No. 6 Aluminum Lake and
FD&C Blue No. 1 Aluminum Lake
7-1/2 mg: D&C Yellow No. 10 Aluminum Lake and
FD&C Yellow No. 6 Aluminum Lake

This Medication Guide has been approved by the U.S. Food and Drug Administration.

COUMADIN is distributed by:

Bristol-Myers Squibb Company
Princeton, New Jersey 08543 USA

COUMADIN[®] is a registered trademark of Bristol-Myers Squibb Pharma Company.

**The brands listed (other than COUMADIN[®]) are registered trademarks of their respective owners and are not trademarks of Bristol-Myers Squibb Company.

1258498A3 / 1215385A4 / 1205734A4 / 1205736A4
Rev October 2011

Repackaged by:
Aphena Pharma Solutions - TN
Cookeville, TN 38506
20120814AW

PRINCIPAL DISPLAY PANEL

NDC 43353-493
Warfarin Na (Coumadin[®]) 1mg
Rx Only

Warfarin NA (Coumadin)
1mg 30 Tablets

NDC # 43353-0493-30

Warfarin NA (Coumadin)
1mg 30 Tablets

Store between 20-25 degrees C (68-77 degrees F).
See USP Controlled Room Temperature.
Dispense in a tight light-resistant container as defined by USP.
Keep this and all drugs out of the reach of children.

Mfg. By: Bristol-Myers Squibb Company
Garden City, NY

Repackaged by Aphena Pharma
Cookeville, TN 38506

Batch:
Exp:
Lot:

RX Only

Warfarin NA (Coumadin) 1mg 30 Tablets

PRINCIPAL DISPLAY PANEL

NDC 43353-492

Warfarin Na (Coumadin®) 3mg

Rx Only

Warfarin NA (Coumadin)
3mg 30 Tablets

NDC # 43353-0492-30

Warfarin NA (Coumadin)
3mg 30 Tablets

Store between 20-25 degrees C (68-77 degrees F).
See USP Controlled Room Temperature.
Dispense in a tight light-resistant container as defined by USP.
Keep this and all drugs out of the reach of children.



Mfg. By: Bristol-Myers Squibb Company
Garden City, NY

Repackaged by Aphenia Pharma
Cookeville, TN 38506

Batch:
Exp:
Lot:

RX Only

Warfarin NA (Coumadin) 3mg 30 Tablets



PRINCIPAL DISPLAY PANEL

NDC 43353-494

Warfarin Na (Coumadin®) 7.5mg

Rx Only

Warfarin NA (Coumadin)
7.5mg 30 Tablets

NDC # 43353-0494-30

Warfarin NA (Coumadin)
7.5mg 30 Tablets

Store between 20-25 degrees C (68-77 degrees F).
See USP Controlled Room Temperature.
Dispense in a tight light-resistant container as defined by USP.
Keep this and all drugs out of the reach of children.



Mfg. By: Bristol-Myers Squibb Company
Garden City, NY

Repackaged by Aphenia Pharma
Cookeville, TN 38506

Batch:
Exp:
Lot:

RX Only

Warfarin NA (Coumadin) 7.5mg 30 Tablets



PRINCIPAL DISPLAY PANEL

NDC 43353-491

Warfarin Na (Coumadin®) 10mg

Rx Only

NDC # 43353-0491-30

Warfarin NA (Coumadin)

10mg 30 Tablets

Store between 20-25 degrees C (68-77 degrees F).
See USP Controlled Room Temperature.
Dispense in a tight light-resistant container as defined by USP.
Keep this and all drugs out of the reach of children.

Mfg. By: Bristol-Myers Squibb Company
Garden City, NY

Repackaged by Aphenia Pharma
Cookeville, TN 38506

N 43353-0491-30

N 43353-0491-30

Batch:
Exp:
Lot:

RX Only

Warfarin NA (Coumadin) 10mg 30 Tablets

COUMADIN

warfarin sodium tablet

Product Information

Product Type	HUMAN PRESCRIPTION DRUG	Item Code (Source)	NDC:43353-493(NDC:0056-0169)
Route of Administration	ORAL		

Active Ingredient/Active Moiety

Ingredient Name	Basis of Strength	Strength
warfarin sodium (UNII: 6153CWM0CL) (warfarin - UNII:5Q7ZVV76E1)	warfarin sodium	1 mg

Inactive Ingredients

Ingredient Name	Strength
lactose (UNII: J2B2A4N98G)	
starch, tapioca (UNII: 24SC3U704I)	
magnesium stearate (UNII: 70097M6I30)	
D&C Red No. 6 (UNII: 481744AI4O)	
barium sulfate (UNII: 25BB7EKE2E)	

Product Characteristics

Color	PINK	Score	2 pieces
Shape	ROUND	Size	9mm
Flavor		Imprint Code	1;COUMADIN
Contains			

Packaging

#	Item Code	Package Description	Marketing Start Date	Marketing End Date
1	NDC:43353-493-30	30 in 1 BOTTLE, PLASTIC		
2	NDC:43353-493-60	90 in 1 BOTTLE, PLASTIC		

Marketing Information			
Marketing Category	Application Number or Monograph Citation	Marketing Start Date	Marketing End Date
NDA	NDA009218	01/01/2009	

COUMADIN

warfarin sodium tablet

Product Information			
Product Type	HUMAN PRESCRIPTION DRUG	Item Code (Source)	NDC:43353-492(NDC:0056-0188)
Route of Administration	ORAL		

Active Ingredient/Active Moiety		
Ingredient Name	Basis of Strength	Strength
warfarin sodium (UNII: 6153CWM0CL) (warfarin - UNII:5Q7ZVV76EJ)	warfarin sodium	3 mg

Inactive Ingredients	
Ingredient Name	Strength
lactose (UNII: J2B2A4N98G)	
starch, tapioca (UNII: 24SC3U704I)	
magnesium stearate (UNII: 70097M6I30)	
FD&C Yellow No. 6 (UNII: H77VEI93A8)	
FD&C Blue No. 2 (UNII: L06K8R7DQK)	
FD&C Red No. 40 (UNII: WZB9127XOA)	
aluminum hydroxide (UNII: 5QB0T2IUN0)	

Product Characteristics			
Color	BROWN (Tan)	Score	2 pieces
Shape	ROUND	Size	9mm
Flavor		Imprint Code	3;COUMADIN
Contains			

Packaging				
#	Item Code	Package Description	Marketing Start Date	Marketing End Date
1	NDC:43353-492-30	30 in 1 BOTTLE, PLASTIC		
2	NDC:43353-492-60	90 in 1 BOTTLE, PLASTIC		

Marketing Information

Marketing Category	Application Number or Monograph Citation	Marketing Start Date	Marketing End Date
NDA	NDA009218	01/01/2009	

COUMADIN

warfarin sodium tablet

Product Information

Product Type	HUMAN PRESCRIPTION DRUG	Item Code (Source)	NDC:43353-494(NDC:0056-0173)
Route of Administration	ORAL		

Active Ingredient/Active Moiety

Ingredient Name	Basis of Strength	Strength
warfarin sodium (UNII: 6153CWM0CL) (warfarin - UNII:5Q7ZVV76EI)	warfarin sodium	7.5 mg

Inactive Ingredients

Ingredient Name	Strength
lactose (UNII: J2B2A4N98G)	
starch, tapioca (UNII: 24SC3U704I)	
magnesium stearate (UNII: 70097M6I30)	
D&C Yellow No. 10 (UNII: 35SW5USQ3G)	
FD&C Yellow No. 6 (UNII: H77VEI93A8)	
aluminum hydroxide (UNII: 5QB0T2IUN0)	

Product Characteristics

Color	YELLOW	Score	2 pieces
Shape	ROUND	Size	9 mm
Flavor		Imprint Code	7;1;2;COUMADIN
Contains			

Packaging

#	Item Code	Package Description	Marketing Start Date	Marketing End Date
1	NDC:43353-494-30	30 in 1 BOTTLE, PLASTIC		

Marketing Information

Marketing Category	Application Number or Monograph Citation	Marketing Start Date	Marketing End Date
NDA	NDA009218	01/01/2009	

COUMADIN

warfarin sodium tablet

Product Information

Product Type	HUMAN PRESCRIPTION DRUG	Item Code (Source)	NDC:43353-491(NDC:0056-0174)
Route of Administration	ORAL		

Active Ingredient/Active Moiety

Ingredient Name	Basis of Strength	Strength
warfarin sodium (UNII: 6153CWM0CL) (warfarin - UNII:5Q7ZVV76EI)	warfarin sodium	10 mg

Inactive Ingredients

Ingredient Name	Strength
lactose (UNII: J2B2A4N98G)	
starch, tapioca (UNII: 24SC3U704I)	
magnesium stearate (UNII: 70097M6I30)	

Product Characteristics

Color	WHITE	Score	2 pieces
Shape	ROUND	Size	9mm
Flavor		Imprint Code	10;COUMADIN
Contains			

Packaging

#	Item Code	Package Description	Marketing Start Date	Marketing End Date
1	NDC:43353-491-30	30 in 1 BOTTLE, PLASTIC		

Marketing Information

Marketing Category	Application Number or Monograph Citation	Marketing Start Date	Marketing End Date
NDA	NDA009218	01/01/2009	

Labeler - Aphenia Pharma Solutions - Tennessee, Inc. (128385585)

Establishment

Name	Address	ID/FEI	Business Operations
Aphenia Pharma Solutions - Tennessee, Inc.		128385585	Repack(43353-491, 43353-492, 43353-493, 43353-494)