

ABRYSVO- respiratory syncytial virus vaccine
ABRYSVO- respiratory syncytial virus vaccine injection, powder, lyophilized,
for solution
Pfizer Laboratories Div Pfizer Inc

HIGHLIGHTS OF PRESCRIBING INFORMATION

These highlights do not include all the information needed to use ABRYSVO safely and effectively. See full prescribing information for ABRYSVO.

ABRYSVO® (Respiratory Syncytial Virus Vaccine) for injection, for intramuscular use
Initial U.S. Approval: 2023

----- **RECENT MAJOR CHANGES** -----

Indications and Usage (1.3)	10/2024
Dosage and Administration (2.2)	7/2024
Warnings and Precautions, Guillain-Barré Syndrome (5.1)	1/2025

----- **INDICATIONS AND USAGE** -----

ABRYSVO is a vaccine indicated for

- Active immunization of pregnant individuals at 32 through 36 weeks gestational age for the prevention of lower respiratory tract disease (LRTD) and severe LRTD caused by respiratory syncytial virus (RSV) in infants from birth through 6 months of age. (1.1)
- Active immunization for the prevention of LRTD caused by RSV in individuals 60 years of age and older. (1.2)
- Active immunization for the prevention of LRTD caused by RSV in individuals 18 through 59 years of age who are at increased risk for LRTD caused by RSV. (1.3)

----- **DOSAGE AND ADMINISTRATION** -----

- **For intramuscular use.** (2)
- After reconstitution, a single dose of ABRYSVO is either 0.5 mL (Act-O-Vial presentation and vial and vial presentation) or approximately 0.5 mL (vial and prefilled syringe presentation). (2.1)

----- **DOSAGE FORMS AND STRENGTHS** -----

For injection.

- For the Act-O-Vial presentation, a single dose after reconstitution is 0.5 mL. (3)
- For the vial and prefilled syringe presentation, a single dose after reconstitution is approximately 0.5 mL. (3)
- For the vial and vial presentation, a single dose after reconstitution is 0.5 mL. (3)

----- **CONTRAINDICATIONS** -----

History of severe allergic reaction (e.g., anaphylaxis) to any component of ABRYSVO. (4)

----- **WARNINGS AND PRECAUTIONS** -----

- Guillain-Barré Syndrome. The results of a postmarketing observational study suggest an increased risk of Guillain-Barré syndrome during the 42 days following vaccination with ABRYSVO. (5.1, 6.2)
- Potential risk of preterm birth. To avoid the potential risk of preterm birth with use of ABRYSVO before 32 weeks of gestation, administer ABRYSVO as indicated in pregnant individuals at 32 through 36 weeks gestational age. (5.2)

----- **ADVERSE REACTIONS** -----

- The most commonly reported solicited local and systemic adverse reactions in pregnant individuals ($\geq 10\%$) were pain at the injection site (40.6%), headache (31.0%), muscle pain (26.5%), and nausea (20.0%). (6.1)

- The most commonly reported solicited local and systemic adverse reactions in individuals 60 years of age and older ($\geq 10\%$) were fatigue (15.7%), headache (12.9%), pain at the injection site (10.6%), and muscle pain (10.2%). (6.1)
- The most commonly reported solicited local and systemic adverse reactions in individuals 18 through 59 years of age ($\geq 10\%$) were pain at the injection site (35.3%), muscle pain (24.4%), joint pain (12.4%), and nausea (11.8%). (6.1)

**To report SUSPECTED ADVERSE REACTIONS, contact Pfizer Inc. at 1-800-438-1985 or VAERS at 1-800-822-7967 or <http://vaers.hhs.gov>.
See 17 for PATIENT COUNSELING INFORMATION.**

Revised: 6/2025

FULL PRESCRIBING INFORMATION: CONTENTS*

1 INDICATIONS AND USAGE

- 1.1 Immunization of Pregnant Individuals
- 1.2 Immunization of Individuals 60 Years of Age and Older
- 1.3 Immunization of Individuals 18 Through 59 Years of Age

2 DOSAGE AND ADMINISTRATION

- 2.1 Dose and Schedule
- 2.2 Presentations and Reconstitution
- 2.3 Administration

3 DOSAGE FORMS AND STRENGTHS

4 CONTRAINDICATIONS

5 WARNINGS AND PRECAUTIONS

- 5.1 GuillainBarré Syndrome
- 5.2 Potential Risk of Preterm Birth
- 5.3 Management of Acute Allergic Reactions
- 5.4 Syncope
- 5.5 Altered Immunocompetence
- 5.6 Limitations of Vaccine Effectiveness

6 ADVERSE REACTIONS

- 6.1 Clinical Trials Experience
- 6.2 Postmarketing Experience

7 DRUG INTERACTIONS

8 USE IN SPECIFIC POPULATIONS

- 8.1 Pregnancy
- 8.2 Lactation
- 8.4 Pediatric Use
- 8.5 Geriatric Use

11 DESCRIPTION

12 CLINICAL PHARMACOLOGY

- 12.1 Mechanism of Action

13 NONCLINICAL TOXICOLOGY

- 13.1 Carcinogenesis, Mutagenesis, Impairment of Fertility

14 CLINICAL STUDIES

- 14.1 Study in Pregnant Individuals for Efficacy in Their Infants from Birth Through 6 Months of Age
- 14.2 Efficacy in Individuals 60 Years of Age and Older

14.3 Immunogenicity in Individuals 18 Through 59 Years of Age Considered to be at Increased Risk of LRTD caused by RSV

14.4 Concomitant Administration of ABRYSV0 with a Seasonal Inactivated Influenza Vaccine

14.5 Concomitant Administration of ABRYSV0 with Tetanus Toxoid, Reduced Diphtheria Toxoid and Acellular Pertussis Vaccine, Adsorbed

16 HOW SUPPLIED/STORAGE AND HANDLING

16.1 How Supplied

16.2 Storage and Handling

17 PATIENT COUNSELING INFORMATION

* Sections or subsections omitted from the full prescribing information are not listed.

FULL PRESCRIBING INFORMATION

1 INDICATIONS AND USAGE

1.1 Immunization of Pregnant Individuals

ABRYSV0 is a vaccine indicated for active immunization of pregnant individuals at 32 through 36 weeks gestational age for the prevention of lower respiratory tract disease (LRTD) and severe LRTD caused by respiratory syncytial virus (RSV) in infants from birth through 6 months of age.

1.2 Immunization of Individuals 60 Years of Age and Older

ABRYSV0 is a vaccine indicated for active immunization for the prevention of LRTD caused by RSV in individuals 60 years of age and older.

1.3 Immunization of Individuals 18 Through 59 Years of Age

ABRYSV0 is a vaccine indicated for active immunization for the prevention of LRTD caused by RSV in individuals 18 through 59 years of age who are at increased risk for LRTD caused by RSV.

2 DOSAGE AND ADMINISTRATION

2.1 Dose and Schedule

After reconstitution, a single dose of ABRYSV0 is either 0.5 mL (Act-O-Vial presentation and vial and vial presentation) or approximately 0.5 mL (vial and prefilled syringe presentation) [see *Dosage and Administration* (2.2)].

2.2 Presentations and Reconstitution

ABRYSV0 is supplied in 3 presentations as follows:

Act-O-Vial Presentation

The Act-O-Vial presentation is supplied in cartons. Each Act-O-Vial contains the Lyophilized Antigen Component (a sterile white powder) and Sterile Water Diluent Component.

Vial and Prefilled Syringe Presentation

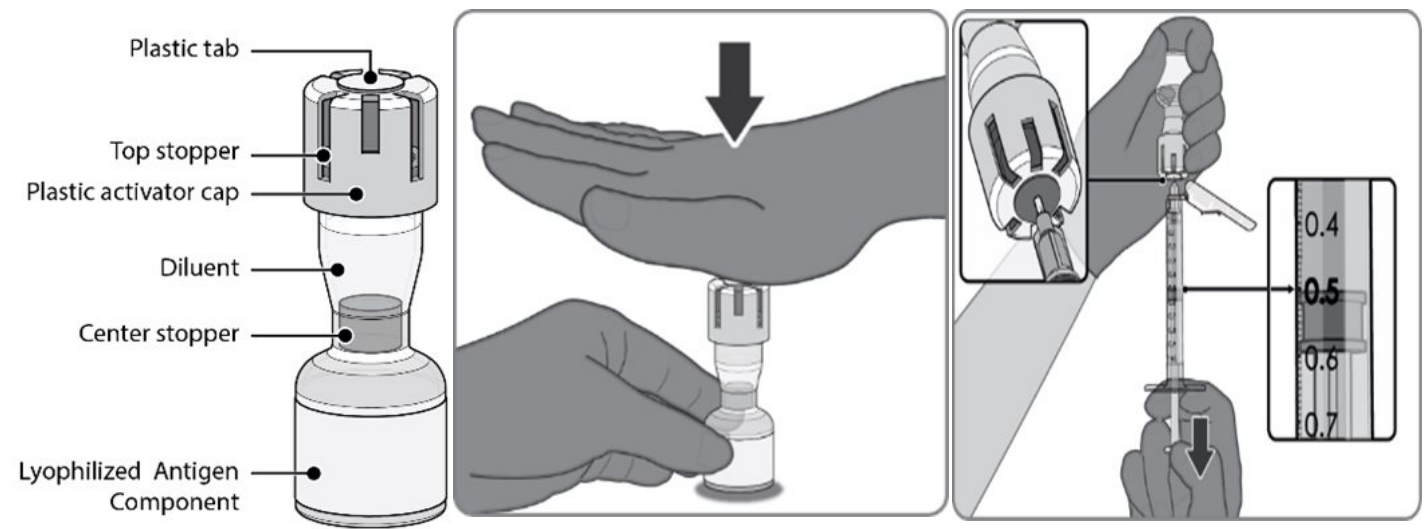
The vial and prefilled syringe presentation is supplied in cartons containing a kit(s). Each kit includes a vial of Lyophilized Antigen Component (a sterile white powder), a prefilled syringe containing Sterile Water Diluent Component, and a vial adapter.

Vial and Vial Presentation

The vial and vial presentation is supplied in cartons that include vials of Lyophilized Antigen Component (a sterile white powder) and vials containing Sterile Water Diluent Component.

For all presentations, reconstitute the Lyophilized Antigen Component with the Sterile Water Diluent Component to form ABRYSV0, as described in the instructions below.

Reconstitution Instructions for the Act-O-Vial Presentation



Act-O-Vial presentation

Step 1. Reconstitution of the Lyophilized Antigen Component with the Sterile Water Diluent Component to form ABRYSV0

Place the Act-O-Vial on a flat surface and firmly press down on the plastic activator cap to release the center stopper and Sterile Water Diluent Component into the lower chamber.

Gently swirl the Act-O-Vial until the powder is completely dissolved.

Step 2. Withdrawal of ABRYSV0

Remove the plastic tab covering the center of the top stopper.

Using a sterile needle and syringe, insert the needle straight through the **center** of the stopper.

Invert the Act-O-Vial and withdraw 0.5 mL of ABRYSV0.

Discard the Act-O-Vial and excess volume after

|Do not shake.

|withdrawal of a single dose.

Reconstitution Instructions for Vial and Prefilled Syringe Presentation



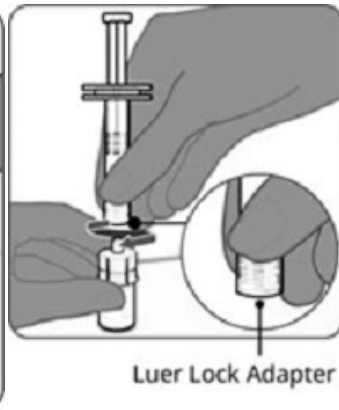
Step 1. Attachment of the vial adapter to the vial

Remove the flip top cap from the vial of Lyophilized Antigen Component.

Peel off the top cover from the vial adapter packaging.

While keeping the vial adapter in its packaging, center the adapter over the vial's stopper and attach to the vial with a straight downward push.

Remove the packaging.



Step 2. Connection of the syringe to the vial adapter

Hold the syringe of Sterile Water Diluent Component by the Luer lock adapter.

Twist to remove the syringe cap.

Connect the syringe to the vial adapter by turning the Luer lock.

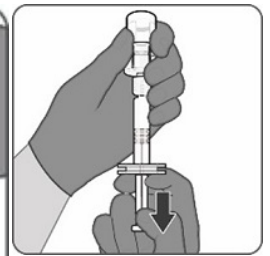


Step 3. Reconstitution of the Lyophilized Antigen Component with the Sterile Water Diluent Component to form ABRYSVO

Inject the entire contents of the syringe into the vial.

Hold the plunger rod down and gently swirl the vial until the powder is completely dissolved.

Do not shake.



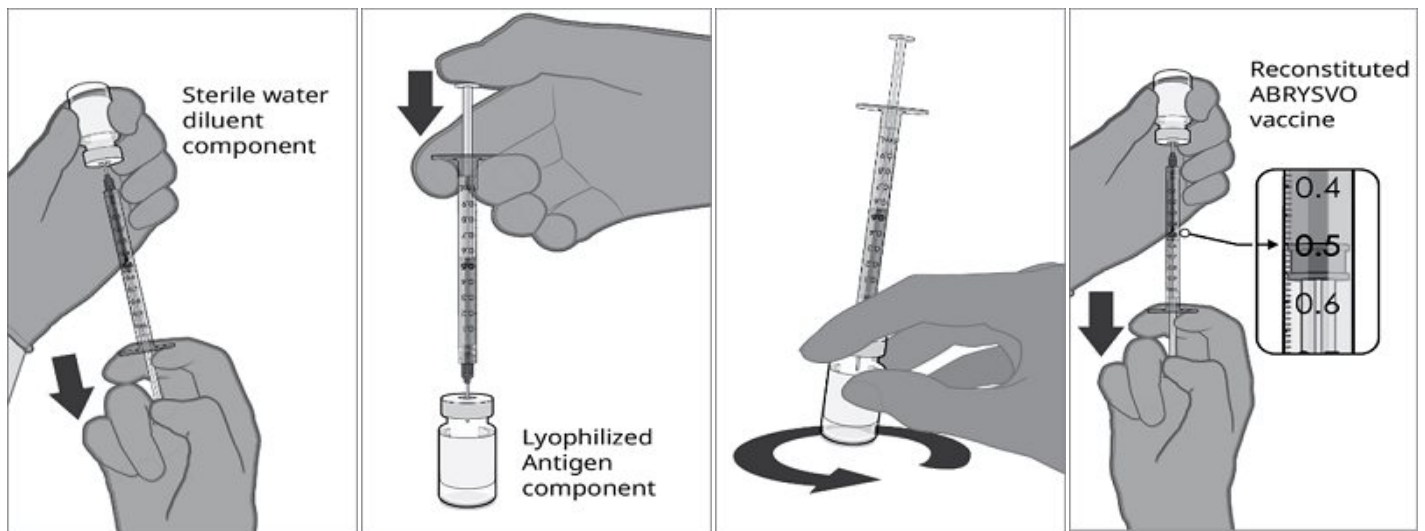
Step 4. Withdrawal of ABRYSVO

Invert the vial completely and slowly withdraw the entire contents into the syringe for an approximately 0.5 mL dose of ABRYSVO.

Twist to disconnect the syringe from the vial adapter.

Attach a sterile needle suitable for intramuscular injection.

Reconstitution Instructions for the Vial and Vial Presentation



Step 1. Withdrawal of the Sterile Water Diluent

Using a sterile needle and sterile syringe, withdraw the entire contents of the vial containing the Sterile Water Diluent Component.

Step 2. Reconstitution of the Lyophilized Antigen Component with the Sterile Water Diluent Component to form ABRYSV0

Inject the entire contents into the vial containing the Lyophilized Antigen Component (white powder). Gently swirl the vial in a circular motion until the powder is completely dissolved. Do not shake.

Step 3. Withdrawal of ABRYSV0

Withdraw 0.5 mL from the vial containing the reconstituted vaccine.

Discard the vial and any excess volume after withdrawal of a single dose.

2.3 Administration

For intramuscular injection

After reconstitution, ABRYSV0 is a clear and colorless solution. Parenteral drug products should be inspected visually for particulate matter and discoloration prior to administration, whenever solution and container permit. Discard if either condition is present.

Administer ABRYSV0 immediately or store at room temperature [15°C to 30°C (59°F to 86°F)] and use within 4 hours. Discard reconstituted vaccine if not used within 4 hours.

3 DOSAGE FORMS AND STRENGTHS

For injection.

For the Act-O-Vial presentation, a single dose after reconstitution is 0.5 mL.

For the vial and prefilled syringe presentation, a single dose after reconstitution is approximately 0.5 mL.

For the vial and vial presentation, a single dose after reconstitution is 0.5 mL.

4 CONTRAINDICATIONS

Do not administer ABRYSV0 to individuals with a history of a severe allergic reaction (e.g., anaphylaxis) to any component of ABRYSV0 [see *Description (11)*].

5 WARNINGS AND PRECAUTIONS

5.1 Guillain-Barré Syndrome

The results of a postmarketing observational study suggest an increased risk of Guillain-Barré syndrome (GBS) during the 42 days following vaccination with ABRYSV0 [see *Adverse Reactions (6.2)*].

5.2 Potential Risk of Preterm Birth

A numerical imbalance in preterm births in ABRYSV0 recipients was observed compared to placebo recipients in two clinical studies [see *Adverse Reactions (6.1)*]. Available data are insufficient to establish or exclude a causal relationship between preterm birth and ABRYSV0. To avoid the potential risk of preterm birth with use of ABRYSV0 before 32 weeks of gestation, administer ABRYSV0 as indicated in pregnant individuals at 32 through 36 weeks gestational age. Pregnant individuals who were at increased risk of preterm birth were generally excluded from clinical studies of ABRYSV0.

5.3 Management of Acute Allergic Reactions

Appropriate medical treatment used to manage immediate allergic reactions must be immediately available in the event an anaphylactic reaction occurs following administration of ABRYSV0.

5.4 Syncope

Syncope (fainting) may occur in association with administration of injectable vaccines, including ABRYSV0. Procedures should be in place to avoid injury from fainting.

5.5 Altered Immunocompetence

Immunocompromised individuals, including those receiving immunosuppressive therapy, may have a diminished immune response to ABRYSV0.

5.6 Limitations of Vaccine Effectiveness

Vaccination with ABRYSV0 may not protect all vaccine recipients.

6 ADVERSE REACTIONS

In pregnant individuals, the most commonly reported ($\geq 10\%$) adverse reactions were pain at the injection site (40.6%), headache (31.0%), muscle pain (26.5%), and nausea (20.0%).

In individuals 60 years of age and older, the most commonly reported ($\geq 10\%$) adverse reactions were fatigue (15.7%), headache (12.9%), pain at the injection site (10.6%), and muscle pain (10.2%).

In individuals 18 through 59 years of age with chronic medical conditions, the most commonly reported ($\geq 10\%$) adverse reactions and for which the rate for ABRYSV0 exceeds the rate for placebo were pain at the injection site (35.3%), muscle pain (24.4%), joint pain (12.4%), and nausea (11.8%).

6.1 Clinical Trials Experience

Because clinical trials are conducted under widely varying conditions, adverse reaction rates observed in the clinical trials of a vaccine cannot be directly compared to rates in the clinical trials of another vaccine and may not reflect the rates observed in practice.

Pregnant Individuals and Infants from Birth Through 6 Months of Age

The safety of ABRYSV0 in maternal and infant participants was evaluated in two clinical studies in which approximately 4,000 maternal participants received a single dose of ABRYSV0.

Study 1 (NCT04424316) was a Phase 3, randomized, double-blind, multicenter, placebo-controlled study to investigate the efficacy and safety of ABRYSV0 administered to pregnant individuals ≤ 49 years of age with uncomplicated, singleton pregnancies, to protect their infants against RSV disease. Pregnant individuals with high-risk pregnancies were excluded from the study (BMI > 40 kg/m² prior to pregnancy, pregnancies resulting after in vitro fertilization, preeclampsia, eclampsia, uncontrolled gestational hypertension, placental abnormalities, polyhydramnios or oligohydramnios, significant bleeding or blood clotting disorder, unstable endocrine disorders including untreated disorders of glucose intolerance or thyroid disorders). Pregnant individuals with prior pregnancy complications (e.g., history of preterm birth ≤ 34 weeks gestation, prior stillbirth, neonatal death, previous infant with a known genetic disorder or significant congenital anomaly) could be included, based on the investigators' judgment, but were generally not enrolled in the study. In this study with 1:1 randomization 3,698 participants received ABRYSV0 and 3,687 received placebo (0.5 mL dose, containing the same buffer ingredients in the same quantities as in a single dose of ABRYSV0 [see *Description (11)*]). Infants born in year 1 were followed for up to 24 months, and infants born in year 2 were followed for up to 12 months to assess safety. At the time of final data evaluation, 3,659 infants were born to the maternal participants in the ABRYSV0 group and 3,646 in the placebo group, and of these, approximately 93.3% have been followed for 12 months and 86.7% for 24 months. This multicenter study was conducted in Argentina, Australia, Brazil, Canada, Chile, Denmark, Finland, Gambia, Japan, Republic of Korea, Mexico, Netherlands, New Zealand, Philippines, South Africa, Spain, Taiwan, and the US.

Demographic characteristics in Study 1 among participants who received ABRYSV0 and those who received placebo were generally similar with regard to age, race, and ethnicity. Of the participants in the study, 65% were White, 20% were Black or African American, 13% were Asian, and 2% were Hispanic/Latino. The median maternal age at the time of study vaccination was 29 years (range 16 to 45 years in the ABRYSV0 group, 14 to 47 years in the placebo group). The median gestational age at vaccination was 31 weeks and 2 days (range 24-36.9 weeks). ABRYSV0 is approved for use for pregnant individuals at 32 through 36 weeks gestational age [see *Indications and Usage (1.1)*]. The median infant gestational age at birth was 39 weeks and 1 day (range 27 weeks and 3 days to 44 weeks and 2 days). Among the infants born to maternal participants 51% were male and 49% were female.

Study 2 (NCT04032093) was a Phase 2, randomized, placebo-controlled, observer-blinded study that investigated the safety of two dose levels (120 mcg and a higher dose) of ABRYSV0 administered to pregnant individuals. ABRYSV0 (120 mcg) was administered to 115 maternal participants, and 114 infants were born to these maternal participants. This study was conducted in the US, South Africa, Argentina, and Chile. Demographic characteristics among participants who received ABRYSV0 and those who received placebo were generally similar with regard to age, race, and ethnicity. Of the participants in the study, 76% were White, 21% were Black or African American, and 28% were Hispanic/Latino. The median age of participants was 27 years (range 18-42 years). The median gestational age at vaccination was 30 weeks (range 24-36 weeks). ABRYSV0 is approved for use for pregnant individuals at 32 through 36 weeks gestational age [see *Indications and Usage (1.1)*].

For all maternal participants in Study 1, solicited local reactions and systemic events were collected using electronic diaries for 7 days after study vaccination, adverse events for 1 month and obstetric complications, serious adverse events, and adverse events of special interest for the duration of the study. For infant participants, the collection period for nonserious adverse events was from birth to 1 month. Serious adverse events were monitored for at least 1 year for all infant participants and for up to 2 years for half of the infants in Study 1.

Solicited Local and Systemic Reactions in Study 1

The majority of solicited local and systemic reactions in maternal participants resolved within 2-3 days of onset. Severe local reactions were reported for 0.3% of maternal participants in the ABRYSV0 group and none in the placebo group, and severe systemic reactions within 7 days after vaccination were reported by 2.3% of maternal participants in both groups.

Solicited local and systemic reactions reported within 7 days after vaccination in Study 1 are presented in Tables 1 and 2.

Table 1 Percentage of Maternal Participants with Local Reactions Reported, by Maximum Severity, within 7 Days after Vaccination - Study 1*

Local Reactions	ABRYSV0 N=3,663[†] %	PLACEBO N=3,639[†] %
Injection site pain[‡]		
Any [§]	40.6	10.1
Mild	36.1	9.3
Moderate	4.4	0.9
Severe	0.1	0
Redness[¶]		
Any [§]	7.2	0.2
Mild	5.0	0.1
Moderate	2.1	0.1
Severe	0.1	0
Swelling[¶]		
Any [§]	6.2	0.2
Mild	4.1	0.1

Moderate	2.0	<0.1
Severe	<0.1	0

Note: The presented results are based on the participants with solicited local reactogenicity data at the time of the data cut-off date for the primary analysis.

* NCT04424316

† N = number of participants who provided e-diary data for a specific reaction after vaccination.

‡ Mild: does not interfere with activity; moderate: interferes with activity; severe: prevents daily activity.

§ Any includes all participants who reported a reaction as mild, moderate, or severe during Day 1 to Day 7 after vaccination.

¶ Mild: >2 cm to 5 cm; moderate: >5 cm to 10 cm; severe: >10 cm.

Table 2 Percentage of Maternal Participants with Systemic Reactions Reported, by Maximum Severity, within 7 Days after Vaccination - Study 1*

Systemic Reactions	ABRYSVO N=3,663[†] %	PLACEBO N=3,638-3,639[†] %
Fever ($\geq 38.0^{\circ}\text{C}$)		
$\geq 38.0^{\circ}\text{C}$	2.6	2.9
$\geq 38.0^{\circ}\text{C}$ to 38.4°C	1.7	1.5
$>38.5^{\circ}\text{C}$ to 38.9°C	0.8	1.2
$>39.0^{\circ}\text{C}$ to 40.0°C	<0.1	0.1
$>40.0^{\circ}\text{C}$	<0.1	0.1
Fatigue[‡]		
Any [§]	46.1	43.8
Mild	23.4	22.8
Moderate	21.4	19.6
Severe	1.3	1.4
Headache[‡]		
Any [§]	31.0	27.6
Mild	20.2	17.9
Moderate	10.4	9.3
Severe	0.4	0.4
Muscle pain[‡]		
Any [§]	26.5	17.1
Mild	17.6	10.0
Moderate	8.6	6.8
Severe	0.4	0.3
Nausea[‡]		
Any [§]	20.0	19.2
Mild	14.4	13.8
Moderate	5.4	5.2
Severe	0.2	0.2
Joint pain[‡]		
Any [§]	11.6	10.5
Mild	6.5	6.0
Moderate	4.9	4.4

Severe	0.2	<0.1
Diarrhea [¶]		
Any	11.2	11.5
Mild	9.1	9.4
Moderate	2.0	1.9
Severe	0.1	0.2
Vomiting [#]		
Any	7.8	7.0
Mild	6.4	5.4
Moderate	1.3	1.5
Severe	0.2	<0.1

Note: The presented results are based on the participants with solicited systemic reactogenicity data at the time of the data cut-off date for the primary analysis.

* NCT04424316

† N = number of participants who provided e-diary data for a specific reaction after vaccination.

‡ Mild: does not interfere with activity; moderate: some interference with activity; severe: prevents daily routine activity.

§ Any includes all participants who reported a reaction as mild, moderate, or severe during Day 1 to Day 7 after vaccination.

¶ Mild: 2 to 3 loose stools in 24 hours; moderate: 4 to 5 loose stools in 24 hours; severe: 6 or more loose stools in 24 hours.

Mild: 1 to 2 times in 24 hours; moderate: >2 times in 24 hours; severe: requires intravenous hydration.

Unsolicited Adverse Events in Study 1

Unsolicited adverse events reported within 1 month after vaccination by maternal participants were 14.0% in the ABRYSCO group and 13.2% in the placebo group.

The most frequently reported unsolicited adverse events in maternal participants from vaccination through the 1-month follow-up visit were disorders of pregnancy, puerperium and perinatal conditions (7.0% for the ABRYSCO group versus 6.3% for the placebo group).

Serious Adverse Events in Study 1

In Study 1, serious adverse events in maternal participants were reported by 16.6% in the ABRYSCO group and 15.8% in the placebo group occurring any time during the study (see Table 3) with 4.3% serious adverse events in the ABRYSCO group and 3.8% in the placebo group occurring within 1 month after vaccination. Most of the serious adverse events in maternal participants were related to pregnancy complications and occurred after the 1 month period following vaccination.

Table 3 Select Pregnancy-related Serious Adverse Events in Study 1 in Pregnant Individuals Occurring at any Time Following Vaccination*

Serious Adverse Reaction	ABRYSCO N=3,698 n (%)	95% CI	Placebo N=3,687 n (%)	95% CI
All Maternal SAEs	613 (16.6)	(15.4, 17.8)	581 (15.8)	(14.6, 17.0)
Pre-eclampsia	67 (1.8)	(1.4, 2.3)	53 (1.4)	(1.1, 1.9)
Gestational	43 (1.2)	(0.8, 1.6)	41 (1.1)	(0.8, 1.5)

hypertension				
Eclampsia	7 (0.2)	(0.1, 0.4)	3 (<0.1)	(0.0, 0.2)
Premature rupture of membranes	14 (0.4)	(0.2, 0.6)	16 (0.4)	(0.2, 0.7)
Preterm premature rupture of membranes	15 (0.4)	(0.2, 0.7)	11 (0.3)	(0.1, 0.5)
Hypertension	13 (0.4)	(0.2, 0.6)	6 (0.2)	(0.1, 0.4)
Maternal death [†]	1 (<0.1)	(0.0, 0.2)	0	(0.0, 0.1)
Fetal death [‡]	10 (0.3)	(0.1, 0.5)	9 (0.2)	(0.1, 0.5)

* Includes all SAEs from vaccination to 6 months post-delivery (up to approximately 10 months, depending on the gestational age at the time of vaccination). In Study 1, HELLP syndrome occurred in 5 participants (2 in the ABRYSV0 group and 3 in the placebo group).

† There was one maternal death in the ABRYSV0 group due to postpartum hemorrhage that was not likely to be associated with vaccination.

‡ A total of 19 intrauterine deaths were reported for the index pregnancy: 10 intrauterine deaths in the ABRYSV0 group (0.3%) and 9 intrauterine deaths in the placebo group (0.2%). The intrauterine deaths represented various clinical conditions and presentations resulting in fetal demise without clear evidence of a common pathophysiology.

Preterm Births in Study 1 and Study 2

A numerical imbalance in preterm births in ABRYSV0 recipients compared to placebo recipients was observed in both Studies 1 and 2. In Study 2, preterm births occurred in 5.3% (6 out of 114) in the ABRYSV0 group and 2.6% (3 out of 116) in the placebo group. In the subsequent Study 1, preterm birth events occurred in 5.7% [95% CI: 4.9, 6.5] (207 out of 3,659) in the ABRYSV0 group and 4.7% [95% CI: 4.1, 5.5] (172 out of 3,646) in the placebo group. In infants born preterm, 84 infants in the ABRYSV0 group and 81 infants in the placebo group remained hospitalized or were readmitted to the hospital in the neonatal period (up to 30 days after birth). Available data are insufficient to establish or exclude a causal relationship between preterm birth and ABRYSV0.

A numerical imbalance in preterm births was also observed in Study 1 among the subgroup of infants born to participants who were vaccinated at 32 through 36 weeks gestation, with 4.3% (71/1,667) in the ABRYSV0 group and 3.7% (60/1,640) in the placebo group.

Adverse Reactions in Infants

In Study 1, adverse events in infants from birth to 1 month of age were observed in 38.0% in the ABRYSV0 group compared to 35.4% in the placebo group. Low birth weight was observed in 5.1% of participants in the ABRYSV0 group versus 4.3% in the placebo group, and neonatal jaundice was observed in 7.3% in the ABRYSV0 group versus 6.9% in the placebo group.

Individuals 18 Years of Age and Older

Individuals 60 Years of Age and Older

The safety of ABRYSV0 was evaluated in Study 3 (NCT05035212) in which 18,574 participants received ABRYSV0 and 18,288 received placebo (0.5 mL dose, containing the same buffer ingredients in the same quantities as in a single dose of ABRYSV0 [see

Description (11)]). Study 3 was a multicenter, randomized, double-blind, placebo-controlled study to assess the efficacy and safety of ABRYSV0 in individuals 60 years of age and older. This study was conducted in the US, Argentina, Japan, the Netherlands, Canada, South Africa, and Finland. Demographic characteristics among participants who received ABRYSV0 and those who received placebo were generally similar with regard to age, sex, race, and ethnicity. Of the participants in the study, 51% were male and 80% were White, 12% were Black or African American, 7% were Asian, and 41% were Hispanic/Latino. The median age of participants was 67 years (range 59-97 years).

Solicited local and systemic reactions were collected using electronic diaries for 7 days after study vaccination in 7,116 participants (3,669 ABRYSV0 participants and 3,447 placebo recipients) from a subset of sites. For all participants, unsolicited adverse events were collected for one month after study vaccination; serious adverse events (SAEs) are collected throughout study participation with a median duration of follow-up of 17.5 months.

Solicited Local and Systemic Reactions in Study 3

Solicited local and systemic reactions reported within 7 days after vaccination in Study 3 are presented in Tables 4 and 5.

Table 4 Percentage of Participants 60 Years of Age and Older with Local Reactions Reported, by Maximum Severity, within 7 Days after Vaccination - Study 3*

Local Reactions	ABRYSV0 N=3,628[†] %	PLACEBO N=3,447[†] %
Injection site pain[‡]		
Any [§]	10.6	6.1
Mild	9.5	5.4
Moderate	1.1	0.7
Severe	<0.1	0
Redness^{§¶}		
Any [§]	2.7	0.6
Mild	1.6	0.4
Moderate	1.0	0.2
Severe	0.1	0
Swelling^{§¶}		
Any [§]	2.5	0.4
Mild	1.5	0.2
Moderate	0.9	0.1
Severe	0.1	<0.1

* NCT05035212

† N = number of participants who provided e-diary data for a specific reaction after vaccination.

‡ Mild: does not interfere with activity; moderate: some interference with activity; severe: prevents daily activity.

§ Any includes all participants who reported a reaction as mild, moderate, or severe during Day 1 to Day 7 after vaccination.

¶ Mild: 2.5 cm to 5 cm; moderate: >5 cm to 10 cm; severe: >10 cm (for data reported from e-diaries).

Table 5 Percentage of Participants 60 Years of Age and Older with Systemic Reactions Reported, by Maximum Severity, within 7 Days after Vaccination - Study 3*

Systemic Reactions	ABRYSVO N=3,628[†] %	PLACEBO N=3,447[†] %
Fever ($\geq 38.0^{\circ}\text{C}$)		
$\geq 38.0^{\circ}\text{C}$	1.4	1.5
$\geq 38.0^{\circ}\text{C}$ to 38.4°C	0.6	0.8
$> 38.4^{\circ}\text{C}$ to 38.9°C	0.8	0.6
$> 38.9^{\circ}\text{C}$ to 40.0°C	<0.1	<0.1
$> 40.0^{\circ}\text{C}$	0	<0.1
Fatigue[‡]		
Any [§]	15.7	14.8
Mild	9.3	8.6
Moderate	6.0	6.0
Severe	0.3	0.1
Headache[‡]		
Any [§]	12.9	12.0
Mild	9.0	8.6
Moderate	3.8	3.2
Severe	0.1	<0.1
Muscle pain[‡]		
Any [§]	10.2	8.5
Mild	6.5	5.6
Moderate	3.5	2.8
Severe	0.2	<0.1
Joint pain[‡]		
Any [§]	7.6	7.0
Mild	4.5	3.9
Moderate	3.0	3.0
Severe	<0.1	<0.1
Nausea[‡]		
Any [§]	3.5	3.8
Mild	2.6	3.1
Moderate	0.9	0.6
Severe	0	<0.1
Vomiting[¶]		
Any [§]	0.9	0.9

Mild	0.7	0.7
Moderate	0.2	0.2
Severe	0	<0.1
Diarrhea [#]		
Any [§]	6.0	5.3
Mild	4.5	4.3
Moderate	1.4	0.9
Severe	0.1	0.1

* NCT05035212

† N = number of participants who provided e-diary data for a specific reaction after vaccination.

‡ Mild: does not interfere with activity; moderate: some interference with activity; severe: prevents daily routine activity.

§ Any includes all participants who reported a reaction as mild, moderate, or severe during Day 1 to Day 7 after vaccination.

¶ Mild: 1 to 2 times in 24 hours; moderate: >2 times in 24 hours; severe: requires intravenous hydration.

Mild: 2 to 3 loose stools in 24 hours; moderate: 4 to 5 loose stools in 24 hours; severe: 6 or more loose stools in 24 hours.

Solicited local and systemic reactions had a median duration of 1-2 days.

Unsolicited Adverse Events in Study 3

Unsolicited adverse events occurring within 1 month after vaccination were similar between groups, reported in 10.8% and 10.5% of participants who received ABRYSV0 and placebo, respectively.

Within 30 days after vaccination, atrial fibrillation was reported in 11 vaccine recipients and 3 placebo recipients (of which 5 in the ABRYSV0 group and 2 in the placebo group were serious adverse events); the onset of symptoms was 18 to 30 days post vaccination. The currently available information on atrial fibrillation is insufficient to determine a causal relationship to the vaccine. There were no other notable patterns or numerical imbalances between groups for specific categories of unsolicited adverse events.

Serious Adverse Events in Study 3

In Study 3, SAEs were reported by 6.2% of participants in the ABRYSV0 group and 6.1% in the placebo group. Three participants in the ABRYSV0 group had SAEs which were assessed as possibly related to study vaccination: Guillain-Barré syndrome reported 7 days after vaccination (with diagnosis later revised to chronic inflammatory demyelinating polyneuropathy), Miller Fisher syndrome reported 8 days after vaccination, and hypersensitivity reported 8 hours after vaccination.

Individuals 18 through 59 Years of Age Considered to be at Increased Risk of LRTD caused by RSV

The safety of ABRYSV0 was evaluated in Study 4 (NCT05842967) in which 453 participants received ABRYSV0 and 225 received placebo (0.5 mL dose, containing the same buffer ingredients in the same quantities as in a single dose of ABRYSV0 [see Description (11)]). Study 4 was a multicenter, randomized, double-blind, placebo-controlled study to assess the safety and immunogenicity of ABRYSV0 in individuals 18 through 59 years of age considered to be at increased risk of LRTD caused by RSV

due to certain chronic medical conditions [see *Clinical Studies (14.3)*]. This study was conducted in the US. Demographic characteristics among individuals who received ABRYSVO and those who received placebo were generally similar with regard to age, race, and ethnicity; 43% and 32% of participants in the ABRYSVO and placebo groups, respectively, were male. Of the participants in the study, 68% were White, 24% were Black or African American, 5% were Asian, and 22% were Hispanic/Latino. Fifty-two percent (52%) were 18 to 49 years and 48% were 50 to 59 years. The median age of participants was 49 years. The vaccine and placebo groups were similar with regard to the prevalence of underlying medical conditions: one or more chronic pulmonary condition (52%), diabetes (43%), one or more other disease (liver, renal, neurologic, hematologic, or other metabolic disease) (31%), and one or more cardiovascular condition (8%).

Solicited local and systemic adverse reactions that occurred within 7 days following study vaccination were self-reported in electronic diaries or were reported to an investigator. Unsolicited adverse events were collected for 1 month after study vaccination; serious adverse events (SAEs) were collected for 6 months after study vaccination.

Solicited Local and Systemic Reactions in Study 4

Solicited local and systemic reactions reported within 7 days after vaccination in Study 4 are presented in Tables 6 and 7.

Table 6 Percentage of Participants 18 through 59 Years of Age at Increased Risk of LRTD caused by RSV with Local Reactions Reported, by Maximum Severity, within 7 Days after Vaccination - Study 4*

Local Reactions	ABRYSVO N=451[†] %	PLACEBO N=225[†] %
Injection site pain[‡]		
Any [§]	35.3	10.7
Mild	29.7	10.2
Moderate	5.5	0.4
Severe	0	0
Redness[¶]		
Any [§]	6.0	0.4
Mild	3.8	0
Moderate	2.2	0.4
Severe	0	0
Swelling[¶]		
Any [§]	7.1	0.9
Mild	4.0	0.4
Moderate	2.9	0.4
Severe	0.2	0

* NCT05842967

† N = number of participants reporting at least one response in the e-diary.

‡ Mild: does not interfere with activity; moderate: some interference with activity; severe: prevents daily activity.

§ Any includes all participants who reported a reaction as mild, moderate, or severe during Day 1 to

Day 7 after vaccination.

¶ Mild: >2 cm to 5 cm; moderate: >5 cm to 10 cm; severe: >10 cm (for data reported from e-diaries).

Table 7 Percentage of Participants 18 through 59 Years of Age at Increased Risk of LRTD caused by RSV with Systemic Reactions Reported, by Maximum Severity, within 7 Days after Vaccination - Study 4*

Systemic Reactions	ABRYSVO N=451[†] %	PLACEBO N=225[†] %
Fever (≥38.0°C)		
≥38.0°C	1.6	1.3
≥38.0°C to 38.4°C	0.4	0.4
>38.4°C to 38.9°C	1.1	0.9
>38.9°C to 40.0°C	0	0
Fatigue[‡]		
Any [§]	37.3	38.2
Mild	18.2	22.2
Moderate	18.2	15.6
Severe	0.9	0.4
Headache[‡]		
Any [§]	28.4	30.2
Mild	20.8	18.7
Moderate	7.3	11.6
Severe	0.2	0
Muscle pain[‡]		
Any [§]	24.4	16.0
Mild	15.7	9.8
Moderate	8.6	6.2
Severe	0	0
Joint pain[‡]		
Any [§]	12.4	10.2
Mild	7.1	4.0
Moderate	5.1	6.2
Severe	0.2	0
Nausea[‡]		
Any [§]	11.8	10.2
Mild	9.3	8.9
Moderate	2.4	0.9
Severe	0	0.4
Vomiting[¶]		
Any [§]	2.0	1.3
Mild	1.6	0.4
Moderate	0.4	0.9
Severe	0	0
Diarrhea[#]		

Any [§]	14.9	16.9
Mild	11.1	12.4
Moderate	3.1	3.6
Severe	0.7	0.9

* NCT05842967

† N = number of participants reporting at least one response in the e-diary.

‡ Mild: does not interfere with activity; moderate: some interference with activity; severe: prevents daily routine activity.

§ Any includes all participants who reported a reaction as mild, moderate, or severe during Day 1 to Day 7 after vaccination.

¶ Mild: 1 to 2 times in 24 hours; moderate: >2 times in 24 hours; severe: requires intravenous hydration.

Mild: 2 to 3 loose stools in 24 hours; moderate: 4 to 5 loose stools in 24 hours; severe: 6 or more loose stools in 24 hours.

Solicited local and systemic reactions had a median duration of 1-2 days.

Unsolicited Adverse Events in Study 4

Unsolicited adverse events occurring within 1 month after vaccination were reported in 7.1% and 7.6% of participants who received ABRYSV0 and placebo, respectively. One case of urticaria occurred on the same day as vaccine administration and was considered related to ABRYSV0.

Serious Adverse Events in Study 4

In Study 4, SAEs were reported by 1.1% of participants in the ABRYSV0 group and 3.1% in the placebo group. No SAEs were assessed as related to study vaccination.

Concomitant Administration of ABRYSV0 with a Seasonal Inactivated Influenza Vaccine

Study 5 (NCT05301322) was a Phase 3, multicenter, parallel group, placebo-controlled, randomized, double-blind study conducted in Australia in adults ≥65 years of age. The study enrolled healthy adults and adults with stable chronic medical conditions not requiring significant change in therapy or hospitalization for worsening disease 6 weeks before enrollment. Participants were enrolled into one of two groups. Participants in the concomitant administration group (n=703) received ABRYSV0 and Influenza Vaccine, Adjuvanted (FLUAD QUADRIVALENT) concomitantly and placebo one month later. Participants in the sequential administration group (n=691) received FLUAD QUADRIVALENT and placebo concomitantly and ABRYSV0 one month later.

Within 7 days following vaccine administration, fatigue was reported by 30.0% of participants who received ABRYSV0 administered concomitantly with FLUAD QUADRIVALENT, 19.1% who received ABRYSV0 administered alone, and 27.1% who received FLUAD QUADRIVALENT and placebo concomitantly. There were no other notable differences in reported solicited local and systemic adverse reactions within 7 days following ABRYSV0 administered concomitantly with FLUAD QUADRIVALENT compared to ABRYSV0 administered alone. Participants were followed for SAEs from administration of the first dose of vaccine through 1 month following the last vaccination. No SAEs were considered related to vaccination.

6.2 Postmarketing Experience

The following adverse reactions have been identified from spontaneous reports during postmarketing use of ABRYSV0. Because these reactions are reported voluntarily from

a population of uncertain size, it is not always possible to reliably estimate their frequency or establish a causal relationship to the vaccine.

Nervous System Disorders: Guillain-Barré syndrome

Postmarketing Observational Study of the Risk of Guillain-Barré Syndrome following Vaccination with ABRYSV0

The association between vaccination with ABRYSV0 and Guillain-Barré syndrome (GBS) was evaluated among Medicare beneficiaries 65 years of age and older. Using Medicare claims data, between May 2023 through July 2024, vaccinations with ABRYSV0 were identified through Current Procedural Terminology (CPT)/Healthcare Common Procedure Coding System (HCPCS) codes and National Drug Codes, and potential cases of hospitalized GBS among recipients of ABRYSV0 were identified through International Classification of Diseases (ICD) codes. GBS diagnoses in claims data were confirmed by medical record review when available.

The risk of GBS following vaccination with ABRYSV0 was assessed in self-controlled case series analyses using a risk window of 1 to 42 days post-vaccination and a control window of 43 to 90 days post vaccination. The analyses of all GBS cases based on claims data suggest an increased risk of GBS during the 42 days following vaccination with ABRYSV0, with an incidence rate ratio (GBS cases in the risk window/control window) of 2.02 (95% CI: 0.93, 4.40) and an estimated 9 excess cases of GBS per million doses administered to individuals 65 years of age and older. The background risk of GBS in a study population influences the excess GBS case estimate and may differ between studies, precluding direct comparison to excess GBS case estimates from other vaccine studies or populations.

The analyses of GBS diagnoses in claims data were supported by analyses of GBS cases confirmed by medical record review and by analyses of GBS cases in individuals who received ABRYSV0 alone, without other concomitantly administered vaccines. While the results of this observational study suggest an increased risk of GBS with ABRYSV0, available evidence is insufficient to establish a causal relationship.

7 DRUG INTERACTIONS

In Study 6 (NCT04071158) in a concomitant administration study of ABRYSV0 and a Tetanus Toxoid, Reduced Diphtheria Toxoid and Acellular Pertussis Vaccine, Adsorbed (Tdap) in non-pregnant women, no safety concerns were identified. Immune responses to RSV A, RSV B, diphtheria, and tetanus were non-inferior to those after separate administration. Lower geometric mean antibody concentrations (GMCs) to the acellular pertussis antigens (pertussis toxin [PT], filamentous hemagglutinin (FHA), and pertactin [PRN]) were measured when ABRYSV0 was administered concomitantly with Tdap compared to pertussis GMCs when Tdap was administered alone [see *Clinical Studies (14.5)*].

Concomitant administration of Tdap with ABRYSV0 in pregnant individuals has not been studied.

8 USE IN SPECIFIC POPULATIONS

8.1 Pregnancy

Pregnancy Exposure Registry

There is a pregnancy exposure registry that monitors pregnancy outcomes in individuals exposed to ABRYSV0 during pregnancy. Individuals who received ABRYSV0 during pregnancy are encouraged to contact, or have their healthcare provider contact, 1-800-616-3791 to enroll in or obtain information about the registry.

Risk Summary

All pregnancies have a risk of birth defect, loss, or other adverse outcomes. In the US general population, the estimated background risk of major birth defects and miscarriages in clinically recognized pregnancies is 2% to 4%, and 15% to 20%, respectively, and the estimated background risk of fetal deaths after 20 weeks is 0.6%.

Study 1 enrolled 7,386 pregnant individuals who were randomized 1:1 and received ABRYSV0 or placebo (0.5 mL dose, containing the same buffer ingredients in the same quantities as in a single dose of ABRYSV0 [see *Description (11)*]) revealed no evidence for vaccine-associated increase in the risk of congenital anomalies or fetal deaths. Study 2 evaluated 115 pregnant individuals who received ABRYSV0 and 117 who received placebo. A numerical imbalance in preterm births in ABRYSV0 recipients was observed compared to placebo recipients in these two clinical studies. Available data are insufficient to establish or exclude a causal relationship between preterm birth and ABRYSV0 [see *Warnings and Precautions (5.2)*, *Adverse Reactions (6.1)*, *Clinical Considerations (8.1)*, *Data (8.1)* and *Clinical Studies (14.1)*].

A developmental toxicity study was performed in female rabbits administered a vaccine formulation containing two times the antigen content of a single human dose of ABRYSV0 prior to and during gestation. The study showed no evidence of harm to the fetus or to postnatal survival, growth, or development (see *Animal Data*).

Clinical Considerations

Maternal Adverse Reactions

In Study 1, 3,698 pregnant individuals received ABRYSV0 and 3,687 received placebo. Local and systemic adverse reactions occurred with greater frequency in the ABRYSV0 group. Serious adverse reactions observed in pregnant individuals at a higher rate in the ABRYSV0 group compared to the placebo group included pre-eclampsia (1.8% versus 1.4%) and gestational hypertension (1.2% versus 1.1%) [see *Adverse Reactions (6.1)*].

ABRYSV0 has not been studied in pregnant individuals less than 24 weeks gestational age, and those at increased risk for preterm birth.

Fetal/Neonatal Adverse Reactions

The infant safety population included 3,659 and 3,646 infants born to individuals in the ABRYSV0 or placebo group, respectively. There were 10 (0.3%) fetal deaths in the ABRYSV0 group and 9 (0.2%) in the placebo group. Among the infants born to individuals in the ABRYSV0 group and in the placebo group, 207 (5.7%) and 172 (4.7%), respectively, were born preterm [see *Warnings and Precautions (5.2)*, *Adverse Reactions (6.1)* and *Clinical Studies (14.1)*]. Low birth weight was observed in 5.1% of participants in the ABRYSV0 group versus 4.3% in the placebo group, and neonatal jaundice was observed in 7.3% in the ABRYSV0 group versus 6.9% in the placebo group. [see *Adverse Reactions (6.1)*]. For mortality in the neonatal period among infants born to pregnant individuals in Study 1, there were 3 deaths in the ABRYSV0 group and 5 in the

placebo group, and for overall mortality including after the neonatal period there were 8 deaths in the ABRYSV0 group and 12 in the placebo group. Congenital abnormalities were reported in 5.6% in the ABRYSV0 group and 6.7% in the placebo group.

Available data are insufficient to establish or exclude a causal relationship between preterm birth and ABRYSV0. To avoid the potential risk of preterm birth with use of ABRYSV0 before 32 weeks of gestation, administer ABRYSV0 as indicated in pregnant individuals at 32 through 36 weeks gestational age.

Data

Human Data

In Study 1, 3,698 pregnant individuals received ABRYSV0 and 3,687 received placebo at 24 through 36 weeks' gestation. The infant safety population included 3,659 and 3,646 infants born to individuals in the ABRYSV0 or placebo group, respectively. Among the infants born to individuals in the ABRYSV0 group and in the placebo group, 207 (5.7%) and 172 (4.7%), respectively, had adverse events of preterm birth and 205 (5.6%) and 245 (6.7%), respectively, had reported congenital malformations or anomalies. There were 10 (0.3%) fetal deaths in the ABRYSV0 group and 9 (0.2%) in the placebo group.

Animal Data

A pre- and post-natal developmental toxicity study with an embryo-fetal developmental toxicity phase was performed in female New Zealand White rabbits. Rabbits were administered 4 doses by intramuscular injection: at 3 weeks and at 1 week prior to mating, and on gestation days 10 and 24. On each occasion, rabbits received 0.5 mL of a vaccine formulation containing twice the antigen content of F glycoproteins of RSV A and RSV B (120 mcg RSV preF A and 120 mcg RSV preF B), stabilized in prefusion conformation as contained in a single human dose of ABRYSV0 [see *Description (11)*]. No adverse effects on mating, female fertility, or on embryo/fetal or post-natal survival, growth, or development were observed. There were no vaccine-related fetal malformations or variations.

8.2 Lactation

Risk Summary

It is not known whether ABRYSV0 is excreted in human milk. Data are not available to assess the effects of ABRYSV0 on the breastfed infant or on milk production/excretion. The developmental and health benefits of breastfeeding should be considered along with the mother's clinical need for ABRYSV0 and any potential adverse effects on the breastfed child from ABRYSV0 or from the underlying maternal condition. For preventative vaccines, the underlying maternal condition is susceptibility to disease prevented by the vaccine.

8.4 Pediatric Use

The safety and effectiveness of ABRYSV0 to prevent RSV LRTD and severe RSV LRTD in infants born to individuals vaccinated at younger than 10 years of age have not been established.

The safety and effectiveness of ABRYSV0 to prevent RSV LRTD in non-pregnant individuals younger than 18 years of age via active immunization have not been established.

8.5 Geriatric Use

ABRYSVO is approved for use in individuals 60 years of age and older. In Study 3, of the 18,574 recipients who received ABRYSVO 63% (n=11,619) were aged 60-69 years of age, 32% (n=5,928) were 70-79 years of age and 5% (n=1,026) were ≥80 years of age [see *Adverse Reactions (6.1) and Clinical Studies (14.2)*].

11 DESCRIPTION

ABRYSVO (Respiratory Syncytial Virus Vaccine) is a sterile solution for intramuscular injection. The vaccine is supplied as a vial of Lyophilized Antigen Component that is reconstituted at the time of use with a Sterile Water Diluent Component. The antigen component contains recombinant RSV preF A and RSV preF B.

The RSV preF A and RSV preF B recombinant proteins are expressed in genetically engineered Chinese Hamster Ovary cell lines grown in suspension culture using chemically-defined media, without antibiotics or animal-derived components. The recombinant proteins are purified through a series of column chromatography and filtration steps followed by formulation, filling into vials, and lyophilization.

After reconstitution, a single dose of ABRYSVO is formulated to contain 120 mcg of RSV stabilized prefusion F proteins (60 mcg RSV preF A and 60 mcg RSV preF B) per 0.5 mL. ABRYSVO also contains the following buffer ingredients: 0.11 mg tromethamine, 1.04 mg tromethamine hydrochloride, 11.3 mg sucrose, 22.5 mg mannitol, 0.08 mg polysorbate 80, and 1.1 mg sodium chloride per 0.5 mL. ABRYSVO is a sterile, clear, and colorless solution.

ABRYSVO contains no preservatives. Each dose may also contain residual amounts of host cell proteins (≤0.1% w/w) and DNA (<0.4 ng/mg of total protein) from the manufacturing process.

The Act-O-Vial stoppers, vial stoppers and tip cap and rubber plunger of the prefilled syringe are not made with natural rubber latex.

12 CLINICAL PHARMACOLOGY

12.1 Mechanism of Action

Active Immunization

ABRYSVO induces an immune response against RSVpreF that protects against lower respiratory tract disease caused by RSV.

Passive Immunization

Antibodies to RSV antigens from individuals vaccinated in pregnancy are transferred transplacentally to protect infants younger than 6 months of age against LRTD and severe LRTD caused by RSV.

13 NONCLINICAL TOXICOLOGY

13.1 Carcinogenesis, Mutagenesis, Impairment of Fertility

ABRYSVO has not been evaluated for the potential to cause carcinogenicity, genotoxicity, or impairment of male fertility. A developmental toxicity study in female rabbits revealed no evidence of impaired female fertility after administration of a vaccine formulation containing two times the antigen content of a single human dose of ABRYSVO [see *Use in Specific Populations (8.1)*].

14 CLINICAL STUDIES

14.1 Study in Pregnant Individuals for Efficacy in Their Infants from Birth Through 6 Months of Age

Study 1 (NCT04424316) was a Phase 3 study that assessed the efficacy of ABRYSVO in the prevention of RSV-associated lower respiratory tract disease (LRTD) in infants born to individuals vaccinated during pregnancy. The study evaluated the efficacy of ABRYSVO to prevent RSV-associated LRTD and severe RSV-LRTD in infants within 90, 120, 150, and 180 days after birth. Participants were randomized (1:1) to receive ABRYSVO (0.5 mL dose) or placebo (0.5 mL dose containing the same buffer ingredients in the same quantities as in a single dose of ABRYSVO [see *Description (11)*]). This study included sites in both the northern and southern hemispheres. Vaccine efficacy (VE) was defined as the relative risk reduction of the endpoints of severe LRTD caused by RSV and LRTD caused by RSV in infants born to individuals who received ABRYSVO compared to infants born to individuals who received placebo. The demographic characteristics of Study 1 are described in Clinical Trials Experience Section 6.1.

Maternal participants were randomized (1:1) to receive ABRYSVO (3,711) or placebo (3,709). RSV-associated LRTD in infants was defined as a medically attended visit with a reverse transcription-polymerase chain reaction (RT-PCR) confirmed RSV illness with one or more of the following respiratory symptoms: tachypnea (respiratory rate ≥ 60 breaths/minute [< 2 months of age], ≥ 50 breaths/minute [≥ 2 to 12 months of age], or ≥ 40 breaths/minute [≥ 12 -24 months of age]); SpO₂ measured in room air $< 95\%$; chest wall indrawing. RSV-associated severe LRTD was a subset defined as meeting the LRTD RSV criteria plus at least one of the following: tachypnea (respiratory rate ≥ 70 breaths per minute [< 2 months of age], ≥ 60 breaths per minute [≥ 2 to 12 months of age], or ≥ 50 bpm [≥ 12 to 24 months of age]); SpO₂ measured in room air $< 93\%$; high-flow nasal cannula or mechanical ventilation (invasive or noninvasive), ICU admission for > 4 hours and/or failure to respond/unconscious. Secondary efficacy endpoints included hospitalizations due to RSV.

The VE results met the statistical criterion for success (a CI lower bound $> 20\%$) for reducing severe LRTD due to RSV, at all timepoints to within 180 days. The VE results did not meet the statistical criterion for success (a CI lower bound $> 20\%$) for reducing LRTD due to RSV; however, clinically meaningful efficacy was observed after 90 days through 180 days after birth.

Vaccine efficacy information is presented in Tables 8 to 12.

Table 8 Vaccine Efficacy of ABRYSVO Against Severe LRTD Caused by RSV - Infants From Birth Through 6 Months of Age by Active Immunization of Pregnant Individuals (Study 1)*

Time Period	ABRYSVO Number of Cases N=3,495[†]	PLACEBO Number of Cases N=3,480[†]	VE (%) (CI)[‡]
90 days	6	33	81.8 (40.6, 96.3)
120 days	12	46	73.9 (45.6, 88.8)
150 days	16	55	70.9 (44.5, 85.9)
180 days	19	62	69.4 (44.3, 84.1)

CI – confidence interval; N – number of participants; RSV – respiratory syncytial virus; VE – vaccine efficacy

* The prespecified success criterion was met for this endpoint evaluation

[†] Evaluable efficacy population

[‡] 99.5% CI at 90 days; 97.58% CI at later intervals

Table 9 Vaccine Efficacy of ABRYSVO Against LRTD Caused by RSV - Infants From Birth Through 6 Months of Age by Active Immunization of Pregnant Individuals (Study 1)*

Time Period	ABRYSVO Number of Cases N=3,495[†]	PLACEBO Number of Cases N=3,480[†]	VE (%) (CI)[‡]
90 days	24	56	57.1 (14.7, 79.8)
120 days	35	81	56.8 (31.2, 73.5)
150 days	47	99	52.5 (28.7, 68.9)
180 days	57	117	51.3 (29.4, 66.8)

CI – confidence interval; N – number of participants; RSV – respiratory syncytial virus; VE – vaccine efficacy

* The prespecified success criterion (a CI lower bound >20%) was not met for this endpoint evaluation at 90 days

[†] Evaluable efficacy population

[‡] 99.5% CI at 90 days; 97.58% CI at later intervals

Table 10 Vaccine Efficacy of ABRYSVO Against Severe LRTD Caused by RSV - Infants From Birth Through 6 Months of Age by Active Immunization of Pregnant Individuals at 32 Through 36 Weeks Gestational Age (Study 1)*

Time Period	ABRYSVO Number of Cases N=1,572[†]	PLACEBO Number of Cases N=1,539[†]	VE (%) (CI)[‡]
90 days	1	11	91.1 (38.8, 99.8)
180 days	6	25	76.5 (41.3, 92.1)

CI – confidence interval; N – number of participants; n – number of cases; RSV – respiratory syncytial virus; VE – vaccine efficacy

* This descriptive subgroup analysis was not controlled for multiple comparisons; results from 90 days and 180 days are presented.

[†] Evaluable efficacy population

[‡] 95% CI

Table 11 Vaccine Efficacy of ABRYSVO Against LRTD Caused by RSV - Infants From Birth Through 6 Months of Age by Active Immunization of Pregnant Individuals at 32 Through 36 Weeks Gestational Age (Study 1)*

Time Period	ABRYSVO Number of Cases N=1,572[†]	PLACEBO Number of Cases N=1,539[†]	VE (%) (CI)[‡]
90 days	14	21	34.7 (-34.6, 69.3)
180 days	24	55	57.3 (29.8, 74.7)

CI – confidence interval; N – number of participants; n – number of cases; RSV – respiratory syncytial virus; VE – vaccine efficacy

* This descriptive subgroup analysis was not controlled for multiple comparisons; results from 90 days and 180 days are presented.

[†] Evaluable efficacy population

[‡] 95% CI

Table 12 Vaccine Efficacy of ABRYSVO Against Hospitalization Due to RSV - Infants From Birth Through 6 Months of Age by Active Immunization of Pregnant Individuals (Study 1)*

Time Period	ABRYSVO Number of Cases N=3,495[†]	PLACEBO Number of Cases N=3,480[†]	VE (%) (CI)[‡]
90 days	10	31	67.7 (15.9, 89.5)
120 days	15	37	59.5 (8.3, 83.7)
150 days	17	39	56.4 (5.2, 81.5)
180 days	19	44	56.8 (10.1, 80.7)

CI – confidence interval; N – number of participants; n – number of cases; RSV – respiratory syncytial virus; VE – vaccine efficacy

* NCT04424316

[†] Evaluable efficacy population

[‡] 99.17% CI

14.2 Efficacy in Individuals 60 Years of Age and Older

Study 3 (NCT05035212) was a Phase 3, multicenter, randomized, double-blind, placebo-controlled study to assess the efficacy and safety of ABRYSVO in the prevention of RSV-associated lower respiratory tract disease in individuals 60 years of age and older. Participants were followed for up to two RSV seasons, approximately 25 months.

Participants were randomized (1:1) to receive ABRYSVO (n=18,487) or placebo (n=18,479). Randomization was stratified by age, 60-69 years (n=23,151, 63%), 70-79 years (n=11,782, 32%), and ≥80 years (n=2,031, 6%). Healthy adults and adults with stable chronic diseases were included. Among enrolled participants 16% had stable chronic cardiopulmonary conditions such as chronic obstructive pulmonary disease (COPD), asthma, or congestive heart failure (CHF).

Starting 14 days after study vaccination (study Day 15), all participants were actively monitored for onset of acute respiratory illness (ARI) symptoms: new or increased sore throat, nasal congestion, nasal discharge, cough, wheezing, sputum production, or shortness of breath. If the participant experienced 1 or more ARI symptoms, a mid-turbinate nasal swab was collected within 7 days of onset of symptoms and tested by reverse transcriptase polymerase chain reaction (RT-PCR) for RSV.

RSV-associated lower respiratory tract disease (RSV-LRTD) was evaluated in Study 3. A

case of RSV-LRTD was defined as an RT-PCR confirmed RSV illness with two or more, or three or more, of the following respiratory symptoms within 7 days of symptom onset and lasting more than 1 day during the same illness: new or increased cough, wheezing, sputum production, shortness of breath, or tachypnea (≥ 25 breaths/min or 15% increase from resting baseline). A case of RSV-associated severe lower respiratory tract disease was defined as a case meeting the RSV-LRTD criteria plus at least one of the following: hospitalization due to RSV-LRTD, new or increased oxygen supplementation, or mechanical ventilation including Continuous Positive Airway Pressure (CPAP).

Vaccine efficacy (VE), against RSV-LRTD, defined as the relative risk reduction of first episode of RSV-LRTD in the ABRYSV0 group compared to the placebo group in the first RSV season, was assessed.

The primary analysis of efficacy was conducted when 44 first-episode RSV-LRTD cases with ≥ 2 symptoms had accrued in the first RSV season. The study met the pre-specified success criteria for demonstration of efficacy of ABRYSV0 for the primary objectives of prevention of RSV-LRTD with ≥ 2 symptoms and prevention of RSV-LRTD with ≥ 3 symptoms.

Vaccine efficacy information for the primary analysis is presented in Table 13.

Table 13 Vaccine Efficacy of ABRYSV0 Against RSV-LRTD - Individuals 60 Years of Age and Older - Primary Analysis (Study 3)*

Efficacy Endpoint 7 months median follow-up	ABRYSV0 N=16,306[†] n	Placebo N=16,308[†] n	VE (%) (96.66% CI)
First episode of RSV-associated lower respiratory tract disease with ≥ 2 symptoms [‡]	11	33	66.7 (28.8, 85.8)
First episode of RSV-associated lower respiratory tract disease with ≥ 3 symptoms [‡]	2	14	85.7 (32.0, 98.7)

CI - confidence interval; N - number of participants; n = number of cases; RSV - respiratory syncytial virus; VE - vaccine efficacy (VE based on case count ratio is calculated as $1-(P/[1-P])$, where P is the number of cases in the ABRYSV0 group divided by the total number of cases combined ABRYSV0 and placebo)

* NCT05035212

[†] Evaluable efficacy population

[‡] RSV-associated LRTD symptoms included the following: new or increased cough, wheezing, sputum production, shortness of breath, or tachypnea (≥ 25 breaths/min or 15% increase from resting baseline).

There were 2 cases of RSV-associated severe lower respiratory tract disease in the placebo group and no cases in the ABRYSV0 group during the first RSV season. In the second RSV season, 1 case was reported in each group.

Descriptive vaccine efficacy analyses at the end of the first RSV season and combined

across the two RSV seasons are presented in Tables 14 and 15.

Table 14 Descriptive Vaccine Efficacy of ABRYSV0 Against RSV LRTD - Individuals 60 Years of Age and Older, End of First RSV Season (Study 3)*

Efficacy Endpoint	Analysis Population	ABRYSV0 n/N	Placebo n/N	VE (%) (95% CI)
7.4 months median follow-up				
First episode of RSV-associated lower respiratory tract disease with ≥ 2 symptoms [†]	Overall [‡]	15/18,050	43/18,074	65.1 (35.9, 82.0)
	Age 60-69 years	10/11,305	25/11,351	60.0 (13.8, 82.9)
	Age 70-79 years	4/5,750	12/5,742	66.7 (-10.0, 92.2) [§]
	Age ≥ 80 years	1/995	6/981	83.3 (-37.4, 99.6) [§]
	With ≥ 1 significant underlying condition [¶]	8/9,387	22/9,448	63.6 (15.2, 86.0)
First episode of RSV associated lower respiratory tract disease with ≥ 3 symptoms [†]	Overall ^{‡#}	2/18,050	18/18,074	88.9 (53.6, 98.7)
	With ≥ 1 significant underlying condition [¶]	2/9,387	11/9,448	81.8 (16.7, 98.0)

CI - confidence interval; N - number of participants; n = number of cases; RSV - respiratory syncytial virus; VE - vaccine efficacy (VE based on case count ratio is calculated as $1-(P/[1-P])$, where P is the number of cases in the ABRYSV0 group divided by the total number of cases)

* NCT05035212

[†] RSV-associated LRTD symptoms included the following: new or increased cough, wheezing, sputum production, shortness of breath, or tachypnea (≥ 25 breaths/min or 15% increase from resting baseline).

[‡] Evaluable efficacy population.

[§] VE cannot be reliably estimated due to the small number of accrued cases in the subgroup.

[¶] Subgroup of evaluable efficacy population with ≥ 1 significant underlying condition i.e. heart disease (including congestive heart failure), lung disease (including chronic obstructive pulmonary disease), asthma, diabetes mellitus, liver disease, renal disease, and current tobacco use.

[#] Subgroup analyses by age are not presented for RSV-LRTD with ≥ 3 symptoms due to the limited number of accrued cases in the age subgroups during the first RSV season.

For RSV-A associated LRTD at the end of the first season, descriptive VE was 81.3% (95% CI 34.5, 96.5) for cases with ≥ 2 LRTD symptoms and 80.0% (95% CI -78.7, 99.6) for cases with ≥ 3 LRTD symptoms. For RSV-B associated LRTD at the end of the first season, descriptive VE was 53.8% (95% CI 5.2, 78.8) for cases with ≥ 2 LRTD symptoms and 91.7% (95% CI 43.7, 99.8) for cases with ≥ 3 LRTD symptoms.

In the second RSV season, VE against RSV associated LRTD with ≥ 2 symptoms was 55.7% (95% CI 34.7, 70.4; 39 cases in the ABRYSV0 group and 88 cases in the placebo group) and with ≥ 3 symptoms was 77.8% (95% CI 51.4, 91.1; 8 cases in the ABRYSV0 group and 36 cases in the placebo group). The median duration of follow up was 7.7 months in the second season.

Table 15 Descriptive Vaccine Efficacy of ABRYSV0 Against RSV LRTD - Individuals 60 Years of Age and Older, Across Two RSV Seasons (Study 3)*

Efficacy Endpoint	Analysis Population	ABRYSV0 n/N	Placebo n/N	VE (%) (95% CI)
16.9 months median time since vaccination				
First episode of RSV-associated lower respiratory tract disease with ≥ 2 symptoms [†]	Overall [‡]	15/18,050	131/18,074	58.8 (43.0, 70.6)
	Age 60-69 years	34/11,305	80/11,351	57.5 (35.8, 72.4)
	Age 70-79 years	15/5,750	40/5,742	62.5 (30.6, 80.8)
	Age ≥ 80 years	5/995	11/981	54.5 (-41.9, 87.6) [§]
	With ≥ 1 significant underlying condition [¶]	36/9,387	71/9,448	49.3 (23.2, 67.0)
First episode of RSV-associated lower respiratory tract disease with ≥ 3 symptoms [†]	Overall [‡]	10/18,050	54/18,074	81.5 (63.3, 91.6)
	Age 60-69 years	7/11,305	38/11,351	81.6 (58.2, 93.1)
	Age 70-79 years	3/5,750	11/5,742	72.7 (-3.2, 95.1) [§]
	Age ≥ 80 years	0/995	5/981	100.0 (-9.1, 100.0) [§]
	With ≥ 1 significant underlying condition [¶]	9/9,387	34/9,448	73.5 (43.6, 88.8)

CI – confidence interval; N – number of participants; n = number of cases; RSV – respiratory syncytial virus; VE – vaccine efficacy (VE based on case count ratio is calculated as $1-(P/[1-P])$, where P is the number of cases in the ABRYSV0 group divided by the total number of cases)

* NCT05035212

† RSV-associated LRTD symptoms included the following: new or increased cough, wheezing, sputum production, shortness of breath, or tachypnea (≥ 25 breaths/min or 15% increase from resting baseline).

‡ Evaluable efficacy population.

§ VE cannot be reliably estimated due to the small number of accrued cases in the subgroup.

¶ Subgroup of evaluable efficacy population with ≥ 1 significant underlying condition i.e. heart disease (including congestive heart failure), lung disease (including chronic obstructive pulmonary disease), asthma, diabetes mellitus, liver disease, renal disease, and current tobacco use.

For RSV-A associated LRTD across two RSV seasons, descriptive VE was 66.3% (95% CI 47.2, 79.0) for cases with ≥ 2 LRTD symptoms and 80.6% (95% CI 52.9, 93.4) for cases with ≥ 3 LRTD symptoms. For RSV-B associated LRTD across two RSV seasons, descriptive VE was 50.0% (95% CI 18.5, 70.0) for cases with ≥ 2 LRTD symptoms and 86.4% (95% CI 54.6, 97.4) for cases with ≥ 3 LRTD symptoms.

14.3 Immunogenicity in Individuals 18 Through 59 Years of Age Considered to be at Increased Risk of LRTD caused by RSV

Study 4 was a Phase 3, multicenter, randomized, double-blind, placebo-controlled study to assess the safety and immunogenicity of ABRYSV0 in individuals 18 through 59 years of age considered to be at increased risk of LRTD caused by RSV due to chronic medical conditions. Study 4 enrolled individuals who had chronic pulmonary (including asthma),

cardiovascular (excluding isolated hypertension), renal, hepatic, neurologic, hematologic or metabolic disorders (including diabetes mellitus and hyper/hypothyroidism) [see *Adverse Reactions (6.1)*]. Effectiveness was assessed by comparison of the RSV neutralizing geometric mean titers (GMTs) and seroresponse rates of the evaluable immunogenicity population in Study 4 who received ABRYVO (n=437) to those of a subgroup of individuals from select sites in the United States and Japan in Study 3 (n=410) (Tables 16 and 17). Participants in the Study 3 subgroup were 60 years of age or older; 44% had chronic medical conditions.

Non-inferiority was demonstrated for the ratio of neutralizing GMTs for RSV A and RSV B (Study 4/Study 3 subgroup; lower bounds of the 2-sided 95% CIs >0.667) (Table 16), and the percentage difference in neutralizing titer seroresponse rates for RSV A and RSV B (Study 4 minus Study 3; lower bounds of the 2-sided 95% CIs >-10%) (Table 17).

Table 16 Comparison of Model Adjusted RSV Neutralizing GMTs at 1 Month After Vaccination with ABRYVO, 18 Through 59 Years at Increased Risk of LRTD caused by RSV (Study 4)* versus 60 Years and Older (Study 3)†

RSV subgroups	Study 4* 18-59 years of age at high risk N=435-437 Adjusted GMT‡ (95% CI)	Study 3† ≥60 years N=408 Adjusted GMT‡ (95% CI)	Adjusted GMR‡,§ (95% CI)
A	41097 (37986, 44463)	26225 (24143, 28486)	1.57 (1.396, 1.759)
B	37416 (34278, 40842)	24680 (22504, 27065)	1.52 (1.333, 1.725)

CI - confidence interval; GMR - geometric mean ratio; GMT - geometric mean titer

* NCT05842967

† NCT05035212

‡ Analysis of covariance adjusted with baseline titer and sex.

§ Non-inferiority was met if the lower bound of the 2-sided CI of adjusted GMR (Study 4/Study3) >0.667 (1.5-fold NI criterion) for both RSV A and RSV B.

Table 17 Comparison of RSV Neutralizing Titer Seroresponse* Rates 1 Month After Vaccination with ABRYVO, 18 Through 59 Years at Increased Risk of LRTD caused by RSV (Study 4)† versus 60 Years and Older (Study 3)‡

RSV subgroups	Study 4 18-59 years of age at high risk N=435-437 % (95% CI)	Study 3 ≥60 years N=408 % (95% CI)	Percentage Difference§ (95% CI)
A	93 (90.3, 95.3)	88 (84.4, 91.0)	5.1 (1.2, 9.2)
B	93 (90.6, 95.5)	85 (81.2, 88.4)	8.3 (4.2, 12.6)

CI - confidence interval

* Seroresponse is defined as achieving a ≥4-fold rise from baseline if the baseline measurement is above the lower limit of quantitation (LLOQ). If the baseline measurement is below the LLOQ, a post-vaccination assay result ≥4 × LLOQ is considered a seroresponse.

† NCT05842967

‡ NCT05035212

§ Non-inferiority was met if the lower bound of the 2-sided CI for the percentage difference (Study 4 minus Study 3) >-10% (10% NI criterion) for both RSV A and RSV B.

14.4 Concomitant Administration of ABRYSVO with a Seasonal Inactivated Influenza Vaccine

In Study 5 (NCT05301322) [See *Adverse Reactions (6.1)*], antibody responses to antigens contained in ABRYSVO and FLUAD QUADRIVALENT were assessed 1 month after vaccination in individuals 65 years of age and older.

Immunologic non-inferiority was demonstrated for concomitant administration of ABRYSVO and FLUAD QUADRIVALENT as compared to sequential administration. The lower limits of the 2-sided 95% CIs for the Geometric Mean Titer Ratio (GMR) (concomitant administration group versus sequential administration group) for RSV A and RSV B neutralizing titers (NT) and hemagglutination inhibition (HAI) titers against influenza strains A/Victoria, A/Darwin, B/Austria, and B/Phuket were above 0.667 (the predefined 1.5-fold non-inferiority criterion).

14.5 Concomitant Administration of ABRYSVO with Tetanus Toxoid, Reduced Diphtheria Toxoid and Acellular Pertussis Vaccine, Adsorbed

Study 6 was a Phase 2, placebo-controlled, randomized, observer-blind study to evaluate the safety, tolerability, and immunogenicity of ABRYSVO (at dose levels 120 µg and 240 µg, with or without Al(OH)₃) when administered concomitantly with Tdap in non-pregnant women 18 through 49 years of age.

Antibody responses to antigens contained in ABRYSVO and Tdap were assessed 1 month after vaccination in a population of non-pregnant adult individuals. Lower geometric mean antibody concentrations (GMCs) to the acellular pertussis antigens (pertussis toxin [PT], filamentous hemagglutinin (FHA), and pertactin [PRN]) were observed when ABRYSVO was administered concomitantly with a tetanus, diphtheria and acellular pertussis vaccine (Tdap) compared to pertussis GMCs when Tdap was administered alone. The lower limit (LL) of the 2-sided 95% confidence interval of the GMC ratio ($GMC_{ABRYSVO+Tdap} / GMC_{Tdap}$) was 0.64 for PT, 0.50 for FHA, and 0.48 for PRN, which did not meet the pre-specified non-inferiority criterion (lower limit of the 95% confidence interval for the GMC ratio is >0.67). The clinical relevance of this finding is unknown. The non-inferiority criteria for tetanus, diphtheria and RSV vaccine antigens were met [see *Drug Interactions (7)*].

16 HOW SUPPLIED/STORAGE AND HANDLING

16.1 How Supplied

ABRYSVO Act-O-Vial presentation is supplied in cartons of 1 and 10 Act-O-Vials, without syringes or needles. Each Act-O-Vial contains both the Lyophilized Antigen and Sterile Water Diluent (NDC 0069-2465-19).

Carton: 1 Act-O-Vial	NDC 0069-2465-01
Carton: 10 Act-O-	NDC 0069-2465-10

Vials	
-------	--

ABRYSVO vial and prefilled syringe presentation is supplied in cartons of 1, 5, and 10 kits, without needles. Each kit includes a vial of Lyophilized Antigen Component (NDC 0069-0207-01), a prefilled syringe containing Sterile Water Diluent Component (NDC 0069-0250-01), and a vial adapter.

Carton: 1 kit	NDC 0069-0344-01
Carton: 5 kits	NDC 0069-0344-05
Carton: 10 kits	NDC 0069-0344-10

ABRYSVO vial and vial presentation is supplied in cartons of 5 and 10 doses packaged without syringes or needles. Each carton includes vials of Lyophilized Antigen Component (NDC 0069-0207-01) and vials of Sterile Water Diluent Component (NDC 0069-0651-01).

Carton: 5 doses	NDC 0069-1265-10
Carton: 10 doses	NDC 0069-1265-20

The Act-O-Vial stoppers, vial stoppers and the tip cap and rubber plunger of the prefilled syringe are not made with natural rubber latex.

16.2 Storage and Handling

Storage Before Reconstitution

Store refrigerated at 2°C to 8°C (36°F to 46°F) in the original carton. Do not freeze. Discard if the carton has been frozen.

Storage After Reconstitution

After reconstitution, administer ABRYSVO immediately or store at room temperature [15°C to 30°C (59°F to 86°F)] and use within 4 hours. Do not freeze reconstituted vaccine.

17 PATIENT COUNSELING INFORMATION

Prior to administration of this vaccine:

- Inform vaccine recipient of the potential benefits and risks of vaccination with ABRYSVO.
- Advise vaccine recipient to report any adverse events to their healthcare provider or to the Vaccine Adverse Event Reporting System at 1-800-822-7967 and www.vaers.hhs.gov.

This product's labeling may have been updated. For the most recent prescribing information, please visit www.pfizer.com.

Manufactured by
Pfizer Inc.

NY, NY 10001
US License No. 2001



Distributed by
Pfizer Labs
Division of Pfizer Inc.
New York, NY 10001

LAB-1498-8.0

PRINCIPAL DISPLAY PANEL - 10 Vial/Syringe Kit Carton

NDC 0069-0344-10

Rx only

NOTICE: Lyophilized Antigen Component and Sterile
Water Diluent Component must be combined before use.

Respiratory Syncytial
Virus Vaccine
ABRYSVO®

For Individuals 60 Years and Older

For Individuals 18 through 59 Years at Increased Risk
for Lower Respiratory Tract Disease caused by RSV


For Pregnant Individuals at 32 through 36 Weeks Gestation

Kit Contents (provides 10 doses of ABRYSVO):

- 10 vials containing Lyophilized Antigen Component
- 10 syringes containing Sterile Water Diluent Component
- 10 vial adapters

After reconstitution, a single dose is approximately 0.5 mL.

Pfizer



PRINCIPAL DISPLAY PANEL - 5 Vial/Syringe Kit Carton

NDC 0069-0344-05
Rx only

NOTICE: Lyophilized Antigen Component and Sterile Water Diluent Component must be combined before use.

Respiratory Syncytial
Virus Vaccine

ABRYSVO®

For Individuals 60 Years and Older

For Individuals 18 through 59 Years at Increased Risk
for Lower Respiratory Tract Disease caused by RSV

For Pregnant Individuals at 32 through 36 Weeks Gestation

Kit Contents (provides 5 doses of ABRYSVO):

- 5 vials containing Lyophilized Antigen Component

- 5 syringes containing Sterile Water Diluent Component

- 5 vial adapters

After reconstitution, a single dose is approximately 0.5 mL.

Pfizer



GLUE AREA

Respiratory Syncytial
Virus Vaccine
ABRYSVO®

After reconstitution, a single dose is approximately 0.5 mL.



3 0069034405 8

After reconstitution, a single dose of ABRYSVO is approximately 0.5 mL and contains 60 mcg of hydrochloride, 17.3 mg sucrose, 22.5 mg mannitol, 0.05 mg polysorbate 80, and 1.1 mg sodium chloride.
See prescribing information for additional details including instructions for preparation, dosage, and administration.
The vial stopper, tip cap and rubber plunger of the pre-filled syringe are not made with natural rubber latex.
Contains no preservative.
MADE IN BELGIUM
Sterile pre-filled diluent syringe with finger grip and plunger rod - MADE IN BELGIUM
Sterile vial adapter - MADE IN ISRAEL
Manufactured by
Pfizer Inc.
New York, NY 10001
U.S. License No. 2001
Distributed by
Pfizer Labs
Division of Pfizer Inc.
New York, NY 10001

Respiratory Syncytial Virus Vaccine ABRYSVO®

After reconstitution, a single dose is
approximately 0.5 mL.

Kit Contents (provides 5 doses of ABRYSVO):
5 vials containing Lyophilized Antigen Component
5 syringes containing Sterile Water Diluent Component
5 vial adapters
After reconstitution, a single dose is approximately 0.5 mL.

For Pregnant Individuals at 32 through 36 Weeks Gestation

For Individuals 18 through 59 Years at Increased Risk
for Lower Respiratory Tract Disease caused by RSV

For Individuals 60 Years and Older

Respiratory Syncytial Virus Vaccine ABRYSVO®

**NOTICE: Lyophilized Antigen Component and
Sterile Water Diluent Component must be
combined before use.**

Rx only

NDC 0069-0344-05

Respiratory Syncytial Virus Vaccine ABRYSVO®

After reconstitution, a single dose is approximately 0.5 mL.

330
180745
06A7745

GTIN : 00300690344058

Lot:
Exp:
SN:



GLUE AREA



PRINCIPAL DISPLAY PANEL - 1 Vial/Syringe Kit Carton

NDC 0069-0344-01

Rx only

NOTICE: Lyophilized Antigen Component and Sterile Water Diluent Component must be combined before use.

Respiratory Syncytial
Virus Vaccine
ABRYSVO®

For Individuals 60 Years and Older

For Individuals 18 through 59 Years at Increased Risk
for Lower Respiratory Tract Disease caused by RSV

For Pregnant Individuals at 32 through 36 Weeks Gestation

Kit Contents (provides a single dose of ABRYSVO):

- 1 vial containing Lyophilized Antigen Component
- 1 syringe containing Sterile Water Diluent Component
- 1 vial adapter

After reconstitution, a single dose is approximately 0.5 mL.

Pfizer



PRINCIPAL DISPLAY PANEL - 0.5 mL Vial Label

NDC 0069-0207-01

Rx only

Lyophilized Antigen Component

NOT TO BE USED ALONE

Reconstitute with Sterile Water Diluent

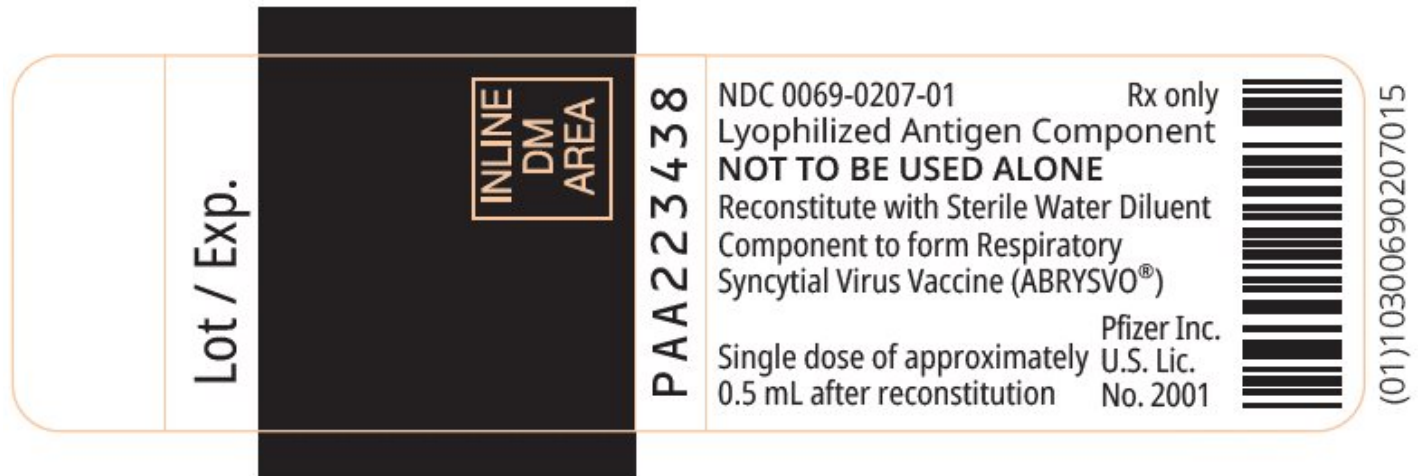
Component to form Respiratory
Syncytial Virus Vaccine (ABRYSVO®)

Pfizer Inc.

Single dose of approximately
0.5 mL after reconstitution

U.S. Lic.

No. 2001



PRINCIPAL DISPLAY PANEL - 1 Syringe Label

NDC 0069-0250-01

Sterile Water Diluent

Component

NOT TO BE USED ALONE

Add to 1 vial of Lyophilized
Antigen Component to
form Respiratory Syncytial
Virus Vaccine (ABRYSVO®)

U.S. Lic. No. 2001

Pfizer Inc.

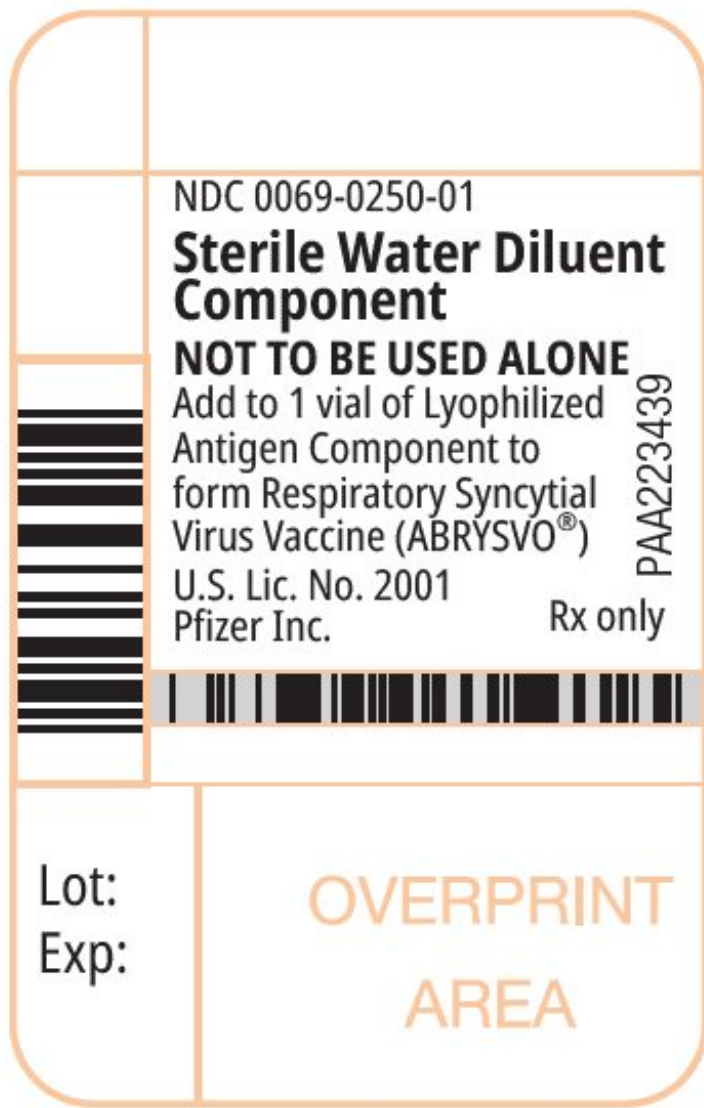
Rx only

Lot:

Exp:

OVERPRINT

AREA



PRINCIPAL DISPLAY PANEL - 1 Act-O-Vial Carton

Rx only

NDC 0069-2465-01

NOTICE: Lyophilized Antigen Component and Sterile Water Diluent Component must be combined before use.

Respiratory Syncytial
Virus Vaccine
ABRYSVO®

For Individuals 60 Years
and Older

For Individuals 18 through
59 Years at Increased Risk
for Lower Respiratory Tract
Disease caused by RSV

Pfizer



Rx only
NDC 0069-2465-10

NOTICE: Lyophilized Antigen Component and Sterile Water
Diluent Component must be combined before use.

Respiratory Syncytial Virus Vaccine
ABRYSVO®

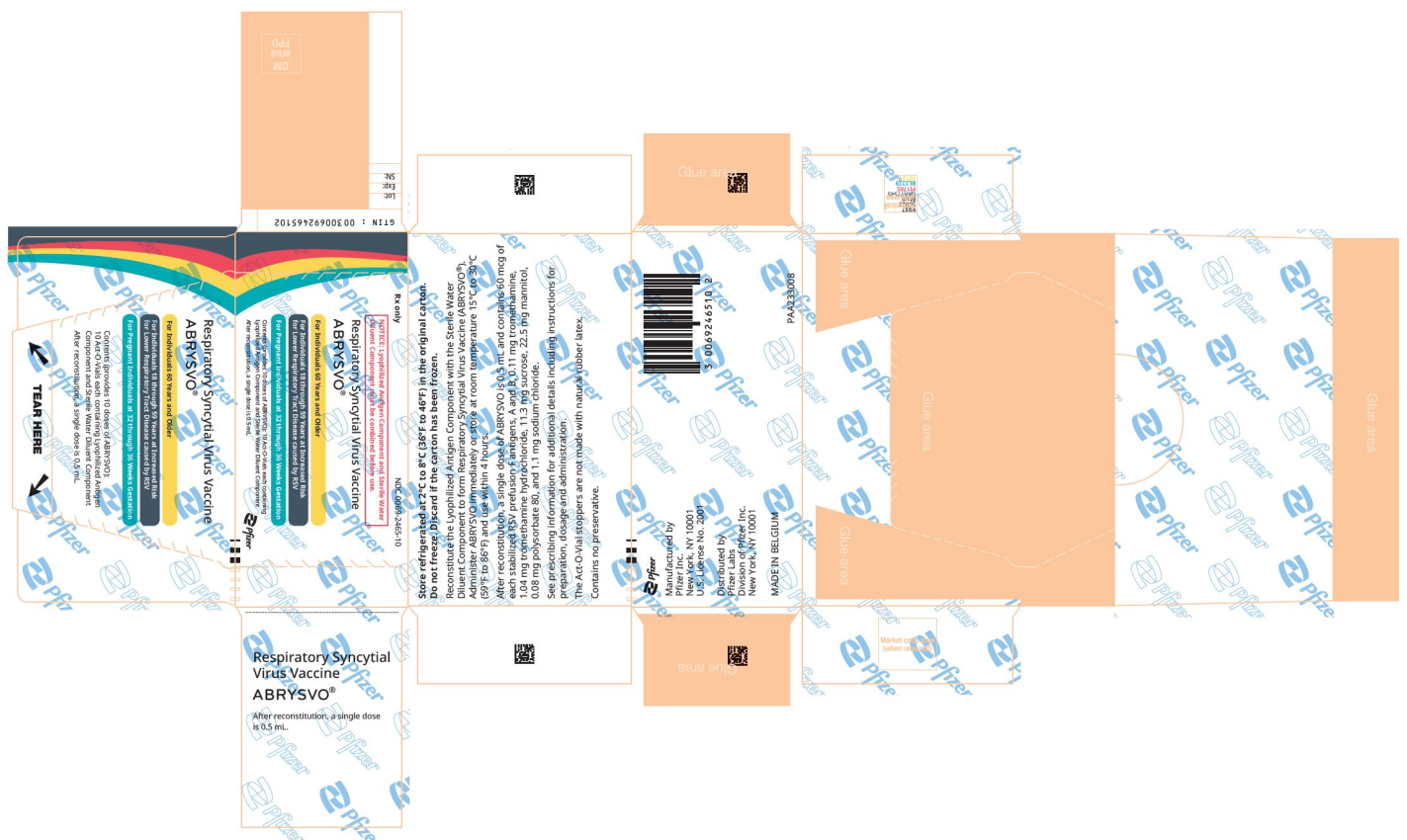
For Individuals 60 Years and Older

For Individuals 18 through 59 Years at Increased Risk
for Lower Respiratory Tract Disease caused by RSV

For Pregnant Individuals at 32 through 36 Weeks Gestation

Contents (provides 10 doses of ABRYSVO): 10 Act-O-Vials each containing
Lyophilized Antigen Component and Sterile Water Diluent Component
After reconstitution, a single dose is 0.5 mL.

Pfizer



PRINCIPAL DISPLAY PANEL - Act-O-Vial Label

NDC 0069-2465-19

Rx only

Act-O-Vial®
Respiratory Syncytial Virus Vaccine
ABRYSVO®

Single dose of 0.5 mL after
reconstitution
Pfizer Inc.
U.S. Lic. No. 2001

Lot / Exp.

DM
AREA

PAA225394

NDC 0069-2465-19

Rx only

Act-O-Vial[®]


Respiratory Syncytial Virus Vaccine

ABRYSVO[®]

Single dose of 0.5 mL after
reconstitution

Pfizer Inc.

U.S. Lic. No. 2001



(01)10300692465192

ABRYSVO

respiratory syncytial virus vaccine kit

Product Information

Product Type	VACCINE	Item Code (Source)	NDC:0069-0344
--------------	---------	--------------------	---------------

Packaging

#	Item Code	Package Description	Marketing Start Date	Marketing End Date
1	NDC:0069-0344-01	1 in 1 CARTON		
1	NDC:0069-0344-21	1 in 1 TRAY; Type 9: Other Type of Part 3 Combination Product (e.g., Drug/Device/Biological Product)		
2	NDC:0069-0344-05	5 in 1 CARTON		
2	NDC:0069-0344-21	1 in 1 TRAY; Type 9: Other Type of Part 3 Combination Product (e.g., Drug/Device/Biological Product)		
3	NDC:0069-0344-10	10 in 1 CARTON		
3	NDC:0069-0344-21	1 in 1 TRAY; Type 9: Other Type of Part 3 Combination Product (e.g., Drug/Device/Biological Product)		

Quantity of Parts

Part #	Package Quantity	Total Product Quantity
Part 1	1 VIAL, GLASS	0.5 mL
Part 2	1 SYRINGE, GLASS	0.69 mL

ABRYSVO

respiratory syncytial virus vaccine injection, powder, lyophilized, for solution

Product Information

Item Code (Source)	NDC:0069-0207
Route of Administration	INTRAMUSCULAR

Active Ingredient/Active Moiety

Ingredient Name	Basis of Strength	Strength
RECOMBINANT STABILIZED RSV A PREFUSION F ANTIGEN (UNII: 4PDL43Y9MR) (RECOMBINANT STABILIZED RSV A PREFUSION F ANTIGEN - UNII:4PDL43Y9MR)	RECOMBINANT STABILIZED RSV A PREFUSION F ANTIGEN	0.06 mg in 0.5 mL
RECOMBINANT STABILIZED RSV B PREFUSION F ANTIGEN (UNII: 34FS5XSD5Q) (RECOMBINANT STABILIZED RSV B PREFUSION F ANTIGEN - UNII:34FS5XSD5Q)	RECOMBINANT STABILIZED RSV B PREFUSION F ANTIGEN	0.06 mg in 0.5 mL

Inactive Ingredients

Ingredient Name	Strength
TROMETHAMINE (UNII: 023C2WHX2V)	0.11 mg in 0.5 mL
TROMETHAMINE HYDROCHLORIDE (UNII: 383V75M34E)	1.04 mg in 0.5 mL
SUCROSE (UNII: C151H8M554)	11.3 mg in 0.5 mL
MANNITOL (UNII: 3OWL53L36A)	22.5 mg in 0.5 mL
POLYSORBATE 80 (UNII: 6OZP39ZG8H)	0.08 mg in 0.5 mL
SODIUM CHLORIDE (UNII: 451W47IQ8X)	1.1 mg in 0.5 mL

Packaging

#	Item Code	Package Description	Marketing Start Date	Marketing End Date
1	NDC:0069-0207-01	0.5 mL in 1 VIAL, GLASS; Type 0: Not a Combination Product		

Marketing Information

Marketing Category	Application Number or Monograph Citation	Marketing Start Date	Marketing End Date
BLA	BLA125769	07/12/2023	

Part 2 of 2

DILUENT SYRINGE FOR ABRYSVO

sterile water diluent injection, solution

Product Information				
Item Code (Source)		NDC:0069-0250		
Route of Administration		INTRAMUSCULAR		
Inactive Ingredients				
Ingredient Name			Strength	
WATER (UNII: 059QF0KO0R)				
Packaging				
#	Item Code	Package Description	Marketing Start Date	Marketing End Date
1	NDC:0069-0250-01	0.69 mL in 1 SYRINGE, GLASS; Type 9: Other Type of Part 3 Combination Product (e.g., Drug/Device/Biological Product)		
Marketing Information				
Marketing Category		Application Number or Monograph Citation	Marketing Start Date	Marketing End Date
BLA		BLA125769	07/12/2023	
Marketing Information				
Marketing Category		Application Number or Monograph Citation	Marketing Start Date	Marketing End Date
BLA		BLA125769	07/12/2023	

ABRYSVO

respiratory syncytial virus vaccine injection, powder, lyophilized, for solution

Product Information			
Product Type	VACCINE	Item Code (Source)	NDC:0069-2465
Route of Administration	INTRAMUSCULAR		

Active Ingredient/Active Moiety		
Ingredient Name	Basis of Strength	Strength
RECOMBINANT STABILIZED RSV A PREFUSION F ANTIGEN (UNII: 4PDL43Y9MR) (RECOMBINANT STABILIZED RSV A PREFUSION F ANTIGEN - UNII:4PDL43Y9MR)	RECOMBINANT STABILIZED RSV A PREFUSION F ANTIGEN	0.06 mg in 0.5 mL
RECOMBINANT STABILIZED RSV B PREFUSION F ANTIGEN (UNII: 34FS5XSD5Q) (RECOMBINANT STABILIZED RSV B PREFUSION F ANTIGEN - UNII:34FS5XSD5Q)	RECOMBINANT STABILIZED RSV B PREFUSION F ANTIGEN	0.06 mg in 0.5 mL

Inactive Ingredients				
Ingredient Name			Strength	
TROMETHAMINE (UNII: 023C2WHX2V)			0.11 mg in 0.5 mL	
TROMETHAMINE HYDROCHLORIDE (UNII: 383V75M34E)			1.04 mg in 0.5 mL	
SUCROSE (UNII: C151H8M554)			11.3 mg in 0.5 mL	
MANNITOL (UNII: 3OWL53L36A)			22.5 mg in 0.5 mL	
POLYSORBATE 80 (UNII: 6OZP39ZG8H)			0.08 mg in 0.5 mL	
SODIUM CHLORIDE (UNII: 451W47IQ8X)			1.1 mg in 0.5 mL	
Packaging				
#	Item Code	Package Description	Marketing Start Date	Marketing End Date
1	NDC:0069-2465-01	1 in 1 CARTON		
1	NDC:0069-2465-19	0.5 mL in 1 VIAL; Type 0: Not a Combination Product		
2	NDC:0069-2465-10	10 in 1 CARTON		
2	NDC:0069-2465-19	0.5 mL in 1 VIAL; Type 0: Not a Combination Product		
Marketing Information				
Marketing Category		Application Number or Monograph Citation	Marketing Start Date	Marketing End Date
BLA		BLA125769	07/30/2024	

Labeler - Pfizer Laboratories Div Pfizer Inc (134489525)

Establishment				
Name		Address	ID/FEI	Business Operations
Wyeth BioPharma Division of Wyeth Pharmaceuticals LLC			174350868	ANALYSIS(0069-0344, 0069-2465) , API MANUFACTURE(0069-0344, 0069-2465)

Establishment				
Name	Address	ID/FEI	Business Operations	
Pfizer Manufacturing Belgium NV		370156507	ANALYSIS(0069-0344, 0069-2465) , MANUFACTURE(0069-0344, 0069-2465) , PACK(0069-0344, 0069-2465) , LABEL(0069-0344, 0069-2465)	

Establishment			
Name	Address	ID/FEI	Business Operations
Pfizer Ireland Pharmaceuticals Unlimited Company		985586408	ANALYSIS(0069-0344, 0069-2465)

Establishment				
Name	Address	ID/FEI	Business Operations	
Hospira,		020606333	PACK(0069-0344) , LABEL(0069-0344) , MANUFACTURE(0069-0344) , ANALYSIS(0069-	

Inc.		050000222	0344)
------	--	-----------	-------

Revised: 6/2025

Pfizer Laboratories Div Pfizer Inc