

**TRIFERIC- ferric pyrophosphate solution**  
**TRIFERIC- ferric pyrophosphate citrate powder**  
**Rockwell Medical, Inc**  
**Reference Label Set Id: 2acf4711-d225-1271-e054-00144ff88e88**

-----

**HIGHLIGHTS OF PRESCRIBING INFORMATION**

These highlights do not include all the information needed to use TRIFERIC safely and effectively. See full prescribing information for TRIFERIC.

**TRIFERIC<sup>®</sup> (ferric pyrophosphate citrate) solution, for hemodialysis use**

**TRIFERIC<sup>®</sup> (ferric pyrophosphate citrate) for solution, for hemodialysis use**

**Initial U.S. Approval: 2015**

----- **INDICATIONS AND USAGE** -----

TRIFERIC is an iron replacement product indicated for the replacement of iron to maintain hemoglobin in adult patients with hemodialysis-dependent chronic kidney disease (HDD-CKD). ( 1)

Limitation of Use

Triferic is not intended for use in patients receiving peritoneal dialysis. ( 1.1)  
Triferic has not been studied in patients receiving home hemodialysis. ( 1.1)

----- **DOSAGE AND ADMINISTRATION** -----

- Add one 5 mL ampule of Triferic solution to each 2.5 gallons of bicarbonate concentrate to achieve a concentration of iron (III) in the final hemodialysate of 2 micromolar (110 mcg/L). ( 2.1)
- Add one 50 mL ampule of Triferic solution to each 25 gallons of bicarbonate concentrate to achieve a concentration of iron (III) in the final hemodialysate of 2 micromolar (110 mcg/L). ( 2.1)
- Add one packet of Triferic powder to each 25 gallons of bicarbonate concentrate to achieve a concentration of iron (III) in the final hemodialysate of 2 micromolar (110 mcg/L). ( 2.1)

----- **DOSAGE FORMS AND STRENGTHS** -----

27.2 mg of iron (III) per 5 mL ampule as Triferic solution (5.44 mg of iron (III) per mL). ( 3)  
272 mg of iron (III) per 50 mL ampule as Triferic solution (5.44 mg of iron (III) per mL). ( 3)  
272 mg of iron (III) per packet as Triferic powder. ( 3)

----- **CONTRAINDICATIONS** -----

None (4)

----- **WARNINGS AND PRECAUTIONS** -----

Hypersensitivity Reactions: Observe for signs and symptoms of hypersensitivity during and after hemodialysis and until clinically stable. ( 5.1)

----- **ADVERSE REACTIONS** -----

The most common adverse reactions in controlled clinical studies include: headache, peripheral edema, asthenia, AV fistula thrombosis, urinary tract infection, AV fistula site hemorrhage, pyrexia, fatigue, procedural hypotension, muscle spasms, pain in extremity, back pain, and dyspnea. (6)

**To report SUSPECTED ADVERSE REACTIONS, contact Rockwell Medical at 1-855-333-4315 or 1-248-960-9009 or FDA at 1-800-FDA-1088 or [www.fda.gov/medwatch](http://www.fda.gov/medwatch). (6)**  
**See 17 for PATIENT COUNSELING INFORMATION.**

**Revised: 4/2016**

## **1 INDICATIONS AND USAGE**

### 1.1 Limitation of Use

## **2 DOSAGE AND ADMINISTRATION**

### 2.1 Recommended Dosage

## **3 DOSAGE FORMS AND STRENGTHS**

## **4 CONTRAINDICATIONS**

## **5 WARNINGS AND PRECAUTIONS**

### 5.1 Hypersensitivity Reactions

### 5.2 Iron Laboratory Testing

## **6 ADVERSE REACTIONS**

### 6.1 Clinical Trials Experience

## **8 USE IN SPECIFIC POPULATIONS**

### 8.1 Pregnancy

### 8.2 Lactation

### 8.3 Females and Males of Reproductive Potential

### 8.4 Pediatric Use

### 8.5 Geriatric Use

## **10 OVERDOSAGE**

## **11 DESCRIPTION**

## **12 CLINICAL PHARMACOLOGY**

### 12.1 Mechanism of Action

### 12.3 Pharmacokinetics

## **13 NONCLINICAL TOXICOLOGY**

### 13.1 Carcinogenesis, Mutagenesis, Impairment of Fertility

## **14 CLINICAL STUDIES**

## **16 HOW SUPPLIED/STORAGE AND HANDLING**

### 16.1 How Supplied

### 16.2 Storage

## **17 PATIENT COUNSELING INFORMATION**

\* Sections or subsections omitted from the full prescribing information are not listed.

---

## **FULL PRESCRIBING INFORMATION**

### **1 INDICATIONS AND USAGE**

Triferic is an iron replacement product indicated for the replacement of iron to maintain hemoglobin in adult patients with hemodialysis-dependent chronic kidney disease (HDD-CKD).

#### **1.1 Limitation of Use**

Triferic is not intended for use in patients receiving peritoneal dialysis.

Triferic has not been studied in patients receiving home hemodialysis.

### **2 DOSAGE AND ADMINISTRATION**

#### **2.1 Recommended Dosage**

Inspect Triferic solution in ampules for signs of precipitation prior to mixing with the bicarbonate concentrate. Triferic solution should appear slightly yellow-green in color.

Triferic solution or powder should only be added to the bicarbonate concentrate and should NOT be

added to acid concentrate mixtures.

Add Triferic solution or powder to bicarbonate concentrate used for the generation of hemodialysate. The concentration of iron (III) in the final hemodialysate is 2 micromolar (110 mcg/L).

- Add one 5 mL ampule of Triferic solution to 2.5 gallons (9.46 liters) of bicarbonate concentrate. Multiple 5 mL ampules can be added to the master bicarbonate mix at each center at a ratio of one 5 mL ampule for each 2.5 gallons (9.46 liters) of bicarbonate concentrate.
- Add one 50 mL ampule of Triferic solution to 25 gallons (94.6 liters) of bicarbonate concentrate. Multiple 50 mL ampules can be added to the master bicarbonate mix at each center at a ratio of one 50 mL ampule for each 25 gallons (94.6 liters) of bicarbonate concentrate.
- Add one packet of Triferic powder to 25 gallons (94.6 liters) of bicarbonate concentrate. Multiple packets can be added to the master bicarbonate mix at each center at a ratio of one packet for each 25 gallons (94.6 liters) of bicarbonate concentrate.

Product comparison table with dilution instructions for the 5 mL ampule of Triferic solution, the 50 mL ampule of Triferic Solution, and the packet of Triferic Powder are provided in the Table below.

<b>Triferic Dosage Form</b>	<b>Triferic Solution</b>		<b>Triferic Powder</b>
	<b>5 mL Ampule</b>	<b>50 mL Ampule</b>	<b>Packet</b>
Iron content per Ampule or Packet	27.2 mg	272 mg	272 mg
Number of Ampules or Packets to be added to each unit of bicarbonate concentrate	1	1	1
Per unit of bicarbonate concentrate (volume)	2.5 gallons (9.46 Liters)	25 gallons (94.6 Liters)	25 gallons (94.6 Liters)
Final iron concentration in dialysate	110 mcg/L	110 mcg/L	110 mcg/L

Administer Triferic to patients at each dialysis procedure for as long as patients are receiving maintenance hemodialysis therapy for CKD.

Dosage of Triferic is expressed as mg of iron (III).

Hemodialysis solutions should be used within 24 hours of the preparation of the bicarbonate concentrate mixture.

### **3 DOSAGE FORMS AND STRENGTHS**

Each 5 mL ampule contains Triferic solution (5.44 mg of iron (III) per mL) equivalent to 27.2 mg iron (III).

Each 50 mL ampule contains Triferic solution (5.44 mg of iron (III) per mL) equivalent to 272 mg iron (III).

Each packet contains Triferic powder equivalent to 272 mg iron (III).

### **4 CONTRAINDICATIONS**

None

### **5 WARNINGS AND PRECAUTIONS**

#### **5.1 Hypersensitivity Reactions**

Serious hypersensitivity reactions, including anaphylactic-type reactions, some of which have been life-threatening and fatal, have been reported in patients receiving parenteral iron products. Patients may

present with shock, clinically significant hypotension, loss of consciousness, and/or collapse. Monitor patients for signs and symptoms of hypersensitivity during and after hemodialysis until clinically stable. Personnel and therapies should be immediately available for the treatment of serious hypersensitivity reactions [ *see Adverse Reactions (6)*].

Hypersensitivity reactions have been reported in 1 (0.3%) of 292 patients receiving Triferic in two randomized clinical trials.

## 5.2 Iron Laboratory Testing

Iron status should be determined on pre-dialysis blood samples. Post dialysis serum iron parameters may overestimate serum iron and transferrin saturation.

## 6 ADVERSE REACTIONS

The following adverse reactions are described below and elsewhere in the labeling:

- Hypersensitivity reactions [ *see Warnings and Precautions (5.1)*].

### 6.1 Clinical Trials Experience

Because clinical trials are conducted under widely varying conditions, adverse reaction rates observed in the clinical trials of a drug may not reflect the rates observed in practice.

In two randomized, placebo-controlled clinical trials, a total of 292 patients were administered Triferic for periods of up to 1 year [ *see Clinical Studies (14)*]. The mean total exposure in the randomized treatment period was 5 months. A total of 296 patients received placebo treatment for a similar time period. In the two studies, 64% were male and 54% were Caucasian. The median age of patients was 60 years (range, 20 to 89 years).

Adverse events occurring in 3% or greater of patients treated with Triferic in the randomized clinical trials are listed in Table 1.

**Table 1: Adverse Reactions Reported in Two Clinical Trials in at Least 3% of Patients Receiving Triferic and at an Incidence at Least 1% Greater than Placebo**

<b>System Organ Class Preferred Term</b>	<b>Triferic N=292 n (%)</b>	<b>Placebo N=296 n (%)</b>
Number of patients with at least one adverse reaction	229 (78.4)	223 (75.3)
General Disorders and Administration Site Conditions		
Peripheral edema	20 (6.8)	11 (3.7)
Pyrexia	13 (4.5)	9 (3.0)
Asthenia	12 (4.1)	9 (3.0)
Fatigue	11 (3.8)	6 (2.0)
Infections and Infestations		
Urinary tract infection	13 (4.5)	4 (1.4)
Injury, Poisoning, and Procedural Complications		
Procedural hypotension	63 (21.6)	57 (19.3)
Arteriovenous fistula thrombosis	10 (3.4)	6 (2.0)
Arteriovenous fistula site hemorrhage	10 (3.4)	5 (1.7)

Musculoskeletal and Connective Tissue Disorders		
Muscle spasms	28 (9.6)	24 (8.1)
Pain in extremity	20 (6.8)	17 (5.7)
Back pain	13 (4.5)	10 (3.4)
Nervous System Disorders		
Headache	27 (9.2)	16 (5.4)
Respiratory, Thoracic and Mediastinal Disorders		
Dyspnea	17 (5.8)	13 (4.4)

### ***Adverse Reactions Leading to Treatment Discontinuation***

In clinical trials, adverse reactions leading to treatment discontinuation included headache, asthenia, dizziness, constipation, nausea, hypersensitivity reactions, intradialytic hypotension, pruritus, and pyrexia.

Adverse reactions reported in the treatment extension period were similar to those observed in the randomized clinical studies.

## **8 USE IN SPECIFIC POPULATIONS**

### **8.1 Pregnancy**

#### **Risk Summary**

There are no data with Triferic use in pregnant women to inform a drug-associated risk. No teratogenicity was observed in animal reproduction studies with administration of ferric pyrophosphate citrate to pregnant rats and rabbits during organogenesis at doses 96 and 128 times, respectively, the maximum recommended human dose (MRHD) of 27.2 mg per dialysis [see Data].

In the U.S. general population, the estimated background risk of major birth defects and miscarriage in clinically recognized pregnancies is 2%–4% and 15%–20%, respectively.

#### **Data**

##### *Animal Data*

In a fertility and early embryonic development study in female rats, the maternally toxic ferric pyrophosphate citrate dose of 40 mg/kg administered three times per week by intravenous (IV) infusion was not toxic to the developing embryo.

In embryo-fetal developmental toxicity studies, ferric pyrophosphate citrate was administered during the period of organogenesis as a one-hour IV infusion to pregnant rats and rabbits. No maternal or developmental toxicity was observed at doses up to 30 mg/kg/day in rats and 20 mg/kg/day in rabbits. Maternally toxic doses affected embryo-fetal development, resulting in post-implantation loss due to early resorptions, abnormal placentae, decreased fetal body weight and fetal head and vertebral malformations at 90 mg/kg/day in rats and vertebral malformations at 40 mg/kg/day in rabbits.

A pre-and post-natal development study was conducted in pregnant rats with intravenous doses of ferric pyrophosphate citrate up to 90 mg/kg/day. The maternally toxic dose of 90 mg/kg/day resulted in reductions in the number of live offspring and lower offspring body weights. There were no adverse effects on survival of offspring at doses up to 30 mg/kg/day, or on behavior, sexual maturation or reproductive parameters of offspring at any dose level.

### **8.2 Lactation**

#### **Risk Summary**

There is no information regarding the presence of Triferic in human milk, the effects on the breastfed infant, or the effects on milk production. The developmental and health benefits of breastfeeding should be considered along with the mother's clinical need for Triferic and any potential adverse effects on the breastfed infant from Triferic or from the underlying maternal condition.

### 8.3 Females and Males of Reproductive Potential

Triferic may cause fetal harm when administered to pregnant women. Advise females of reproductive potential to use effective contraception measures to prevent pregnancy during treatment with Triferic and for at least 2 weeks following completion of therapy.

### 8.4 Pediatric Use

Safety and effectiveness have not been established in pediatric patients.

### 8.5 Geriatric Use

In controlled clinical trials, 99 (28.6%) patients  $\geq 65$  years of age were treated with Triferic. No overall differences in safety and efficacy were observed between older and younger patients in these trials [ see *Clinical Studies (14)*].

## 10 OVERDOSAGE

No data are available regarding overdosage of Triferic in humans.

## 11 DESCRIPTION

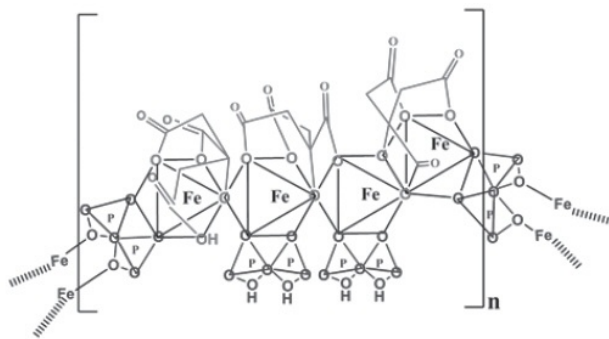
Triferic (ferric pyrophosphate citrate) is a mixed-ligand iron complex in which iron (III) is bound to pyrophosphate and citrate. It has a molecular formula of  $\text{Fe}_4(\text{C}_6\text{H}_4\text{O}_7)_3(\text{H}_2\text{P}_2\text{O}_7)_2(\text{P}_2\text{O}_7)$  and a relative molecular weight of approximately 1313 daltons. Triferic contains iron (7.5-9.0% w/w), citrate (15-22% w/w), pyrophosphate (15-22% w/w), phosphate (< 2% w/w), sodium (18-25% w/w) and sulfate (20-35%). Ferric pyrophosphate citrate has the following molecular structure:

#### Triferic solution:

A clear, slightly yellow-green color, sterile solution containing 27.2 mg of iron (III) per 5 mL filled into a 5 mL low density polyethylene ampule or 272 mg of iron (III) per 50 mL filled into a 50 mL low density polyethylene ampule.

#### Triferic powder:

A slightly yellow-green powder packaged in paper, polyethylene and aluminum foil packets, each containing 272.0 mg of iron (III).



## 12 CLINICAL PHARMACOLOGY

### 12.1 Mechanism of Action

Triferic contains iron in the form of ferric pyrophosphate citrate and is added to hemodialysate solution to be administered to patients by transfer across the dialyzer membrane. Iron delivered into the circulation binds to transferrin for transport to erythroid precursor cells to be incorporated into hemoglobin.

## 12.3 Pharmacokinetics

The pharmacokinetics of serum iron was investigated in healthy volunteers administered 2.5, 5, 7.5 and 10 mg Triferic intravenously over 4 hours, or 15 mg and 20 mg Triferic intravenously over 12 hours. After correcting for the basal iron levels, the AUC and  $C_{max}$  of baseline-corrected serum iron increased in a dose-proportional manner. The half-life of serum iron was approximately 1.48 hours, the mean clearance (CL) ranged from 0.406 to 0.556 L/hour, the mean apparent volume of distribution ( $V_z$ ) ranged from 0.765 to 0.859 L after a 4-hour intravenous administration of Triferic. Compared to the 4-hour infusion of Triferic, higher mean CL and  $V_z$  were observed following the administration of Triferic 15 mg (CL = 0.672 L/hour and  $V_z$  = 1.66 L) and Triferic 20 mg (CL = 0.661 L/hour,  $V_z$  = 2.08L) infused over 12 hours. In a study that assessed the impact of different dialysis conditions on iron delivery in patients administered Triferic via hemodialysis, a reduction of the blood and dialysate flow rates ( $Q_b/Q_d$  of 200/400 mL/min vs.  $\geq 350/\geq 600$  mL/min) resulted in a 33% decrease in the median cumulative iron delivered.

## 13 NONCLINICAL TOXICOLOGY

### 13.1 Carcinogenesis, Mutagenesis, Impairment of Fertility

Studies examining the carcinogenic potential of ferric pyrophosphate citrate have not been conducted.

Ferric pyrophosphate citrate was clastogenic in the *in vitro* chromosomal aberration assay in CHO cells in the presence of metabolic activation. Ferric pyrophosphate citrate was not mutagenic in the *in vitro* bacterial reverse mutation (Ames) test or clastogenic in the *in vitro* chromosomal aberration assay in CHO cells in the absence of metabolic activation or in the *in vivo* mouse micronucleus assay.

In a combined male and female fertility study in rats, ferric pyrophosphate citrate was administered intravenously over one hour three times per week at doses of up to 40 mg/kg. No adverse effects on fertility or reproduction were noted.

## 14 CLINICAL STUDIES

The safety and efficacy of Triferic in patients with HDD-CKD was assessed in two randomized, single blind, placebo-controlled clinical trials. Patients with hemoglobin of 9 g/dL to 12 g/dL with TSAT > 20% and serum ferritin concentrations > 200 mcg/L were enrolled. Patients were to remain in randomized treatment until pre-specified hemoglobin or ferritin criteria were met, indicating the need for a change in anemia management, or if they completed 48 weeks. Triferic was added to the bicarbonate concentrate with a final concentration of 110 mcg iron/L in the dialysate and was administered 3 or 4 times per week during hemodialysis. Most patients were receiving a stable dose of erythropoiesis stimulating agents (ESAs) at baseline. After randomization, patients' ESA doses were not to be changed.

In Study 1, the mean age of patients was 58 years (range 23 to 89); 32% were female, 55% were Caucasian, 32% were African American, and 13% were other races.

In Study 2, the mean age of patients was 58 years (range 20 to 89); 41% were female, 54% were Caucasian, 40% were African American, and 6% were other races.

The primary endpoint of the studies was the mean change in hemoglobin from baseline to the end-of-treatment period (average hemoglobin of the last one-sixth (1/6th) of the time in the randomized treatment period). About 18% of patients completed the planned 48-week treatment duration.

Table 2 shows the mean changes in hemoglobin (Hgb) and iron parameters in each treatment group from baseline to the end-of-treatment period for the ITT population.

**Table 2: Changes from Baseline to End-of-Treatment in Hemoglobin, Ferritin, Reticulocyte Hgb (CHr), and Transferrin Saturation (TSAT)**

	Study 1		Study 2	
	Triferic n=152	Placebo n=153	Triferic n=147	Placebo n=147
Baseline Hemoglobin Mean ± (SD), g/dL	10.96 (0.592)	10.91 (0.632)	10.96 (0.605)	10.94 (0.622)
Hemoglobin, Change from Baseline to End-of-Treatment Mean ± (SD), g/dL	-0.03 (1.147) *	-0.38 (1.240)	-0.08 (1.152) *	-0.44 (1.157)
Baseline Ferritin Mean (SD), mcg/L	508.2 (193.55)	509.3 (209.06)	519.0 (201.56)	478.4 (200.59)
Ferritin, Change from Baseline to End-of- Treatment Mean (SD), mcg/L	-70.8 (132.41)	-141.2 (187.74)	-65.3 (162.45)	-120.9 (268.19)
Baseline Reticulocyte Hemoglobin (CHr) Mean (SD), pg	32.37 (1.967)	32.53 (1.965)	32.56 (2.210)	32.57 (1.932)
CHr, Change from Baseline to End-of- Treatment Mean (SD), pg	-0.22 (1.191)	-0.90 (1.407)	-0.55 (1.441)	-0.85 (1.474)
Baseline TSAT Mean (SD), %	28.2 (8.23)	27.1 (7.76)	28.0 (8.15)	28.2 (8.52)
TSAT, Change from Baseline to End-of- Treatment) Mean (SD), %	-1.0 (9.07)	-2.9 (7.65)	-0.9 (7.54)	-3.6 (7.29)

\* p < 0.05 for primary efficacy endpoint

## 16 HOW SUPPLIED/STORAGE AND HANDLING

### 16.1 How Supplied

Triferic is available in ampules or packets in the following package sizes:

NDC Code	Package Description	Amount/Total Volume in Ampule
	5 mL Ampule	27.2 mg iron (III)/ 5mL as Triferic solution (5.44 mg of iron (III) per mL)
NDC 57278-314-01	5 Ampules per Pouch	
NDC 57278-314-02	8 Pouches per Carton	
	50 mL Ampule	272 mg iron (III)/ 50 mL as Triferic solution (5.44 mg of iron (III) per mL)
NDC 57278-316-01	50 mL Ampule	
NDC 57278-316-02	4 Ampules per Pouch	
NDC 57278-316-03	6 Pouches per Carton	

NDC Code	Package Description	Amount/Package
NDC 57278-315-01	Packet	272 mg iron (III)/ packet as Triferic powder
NDC 57278-315-02	100 Packets per Carton	

### 16.2 Storage

Store **ampules** protected from light in the aluminum pouch at controlled room temperature (20° to 25°C [68° to 77°F]); excursions permitted to 15° to 30°C (59° to 86°F) [See USP Controlled Room Temperature].

Store **packets** at controlled room temperature (20° to 25°C [68° to 77°F]); excursions permitted to 15° to 30°C (59° to 86°F) [See USP Controlled Room Temperature].



## 17 PATIENT COUNSELING INFORMATION

Prior to the administration of Triferic:

- Question patients regarding any prior history of reactions to parenteral iron products.
- Advise patients of the risks associated with Triferic.
- Advise patient to report any signs and symptoms of hypersensitivity that may develop during and after the dialysis session, such as rash, itching, dizziness, lightheadedness, swelling and breathing problems [ *see Warnings and Precautions (5)*].

**Manufactured for:** Rockwell Medical, Inc., Wixom, MI 48393

### PRINCIPAL DISPLAY PANEL - 40 Ampule Carton

NDC 57278-314-01

40 Ampules

**Rx Only**

**TRIFERIC™**

ferric pyrophosphate citrate

27.2 mg Fe/5 mL

(5.44 mg Fe/mL)

**ROCKWELL**

**MEDICAL**

**Protect from light**

**Keep ampules in pouch until time of use**

**For dialysis use only**

**Must be diluted**

NDC 57278-314-01

40 Ampules

Rx Only



27.2 mg Fe/5 mL  
(5.44 mg Fe/mL)



Protect from light  
Keep ampules in pouch until time of use  
For dialysis use only  
Must be diluted

**Usual Dosage:**  
See package insert for dosage information.

**Storage:** Store at 20° to 25°C (68° to 77°F).  
[See USP Controlled Room Temperature].

**Protect from light.**

**Keep ampules in pouch until time of use.**



Protect from light  
Keep ampules in pouch until time of use  
For dialysis use only  
Must be diluted

27.2 mg Fe/5 mL  
(5.44 mg Fe/mL)



Rx Only


40 Ampules

NDC 57278-314-01

Each 5 mL ampule contains 27.2 mg iron (as ferric pyrophosphate citrate) in water for injection.

Store at 20° to 25°C (68° to 77°F [See USP Controlled Room Temperature]).

Protect from light. Keep ampules in pouch until time of use.



**PRINCIPAL DISPLAY PANEL - 100 Packet Carton**

NDC 57278-315-02

**Rx only**

**100 Packets**

**TRIFERIC™**

**ferric pyrophosphate citrate**

**Powder**

**Packet**


**Must be diluted in 25 gallons (94.6 liters) of  
bicarbonate concentrate prior to use.**

**Dialysis use only**

**Do not freeze**

**272 mg Fe**

**PER PACKET**



**TRIFERIC™**  
ferric pyrophosphate citrate

**272 mg Fe**  
PER PACKET

**Powder Packet**

Must be diluted in 25 gallons (94.6 liters) of bicarbonate concentrate prior to use.

**Dialysis use only**

Do not freeze

100 Packets

**TRIFERIC™**  
ferric pyrophosphate citrate

**Powder Packet**

Must be diluted in 25 gallons (94.6 liters) of bicarbonate concentrate prior to use.

**Dialysis use only**

Do not freeze

NDC 57278-315-02      **Rx only**      100 Packets

**272 mg Fe**  
PER PACKET

Manufactured for: Rockwell Medical, Inc., Wixom, MI 48393 USA

See Package Insert for full prescribing information.

**Usual Dosage:** Add one packet to every 25 gallons (94.6 liters) of liquid bicarbonate concentrate solution to be used for hemodialysis.

Store at 20° to 25°C (68° to 77°F) (See USP Controlled Room Temperature). Excursions permitted between 15°-30°C (between 59°F and 86°F).

Each packet contains 272 mg iron(III) (as ferric pyrophosphate citrate).

Manufactured for: Rockwell Medical, Inc., Wixom, MI 48393 USA

See Package Insert for full prescribing information.

**Usual Dosage:** Add one packet to every 25 gallons (94.6 liters) of liquid bicarbonate concentrate solution to be used for hemodialysis.

Store at 20° to 25°C (68° to 77°F) (See USP Controlled Room Temperature). Excursions permitted between 15°-30°C (between 59°F and 86°F).

Each packet contains 272 mg iron(III) (as ferric pyrophosphate citrate).

Lot#: 57278-315-02

Exp: [Barcode]

Packaged by: Future Pak Ltd., Wixom, MI 48393 USA

Manufactured for: Rockwell Medical, Inc., Wixom, MI 48393 USA

12/2016

12/2016

## TRIFERIC

ferric pyrophosphate solution

### Product Information

<b>Product Type</b>	HUMAN PRESCRIPTION DRUG	<b>Item Code (Source)</b>	NDC:57278-314
<b>Route of Administration</b>	PARENTERAL		

### Active Ingredient/Active Moiety

Ingredient Name	Basis of Strength	Strength
FERRIC PYROPHOSPHATE CITRATE (UNII: UBY79OCO9G) (FERRIC CATION - UNII:91O4LML611)	FERRIC CATION	5.44 mg in 1 mL

### Product Characteristics

<b>Color</b>	green (Greenish-yellow)	<b>Score</b>	
<b>Shape</b>		<b>Size</b>	
<b>Flavor</b>		<b>Imprint Code</b>	
<b>Contains</b>			

### Packaging

#	Item Code	Package Description	Marketing Start Date	Marketing End Date
1	NDC:57278-314-01	8 in 1 CARTON	02/06/2015	
1		5 in 1 POUCH		
1		5 mL in 1 AMPULE; Type 0: Not a Combination Product		
2	NDC:57278-314-02	6 in 1 CARTON	02/06/2015	
2		4 in 1 POUCH		
2		50 mL in 1 AMPULE; Type 0: Not a Combination Product		

### Marketing Information

Marketing Category	Application Number or Monograph Citation	Marketing Start Date	Marketing End Date
NDA	NDA206317	02/06/2015	

## TRIFERIC

ferric pyrophosphate citrate powder

### Product Information

<b>Product Type</b>	HUMAN PRESCRIPTION DRUG	<b>Item Code (Source)</b>	NDC:57278-315
<b>Route of Administration</b>	PARENTERAL		

### Active Ingredient/Active Moiety

Ingredient Name	Basis of Strength	Strength
FERRIC PYROPHOSPHATE CITRATE (UNII: UBY79OCO9G) (FERRIC CATION - UNII:91O4LML611)	FERRIC CATION	272 mg

### Product Characteristics

Color	green (Slightly yellow-green)	Score	
Shape		Size	
Flavor		Imprint Code	
Contains			

### Packaging

#	Item Code	Package Description	Marketing Start Date	Marketing End Date
1	NDC:57278-315-02	100 in 1 CARTON	04/25/2016	
1		1 in 1 PACKET; Type 0: Not a Combination Product		

### Marketing Information

Marketing Category	Application Number or Monograph Citation	Marketing Start Date	Marketing End Date
NDA	NDA208551	04/25/2016	

**Labeler** - Rockwell Medical, Inc (933721433)

Revised: 5/2016

Rockwell Medical, Inc