

TOBRADEX ST- tobramycin / dexamethasone suspension/ drops

Eyevance Pharmaceuticals, LLC

HIGHLIGHTS OF PRESCRIBING INFORMATION

HIGHLIGHTS OF PRESCRIBING INFORMATION

These highlights do not include all the information needed to use TOBRADEX ST safely and effectively. See full prescribing information for TOBRADEX ST.

TOBRADEX ST (tobramycin and dexamethasone ophthalmic suspension) 0.3%/0.05%, for topical ophthalmic use

Initial U.S. Approval: 1988

INDICATIONS AND USAGE

TOBRADEX ST is a topical antibiotic and corticosteroid combination for steroid-responsive inflammatory ocular conditions for which a corticosteroid is indicated and where superficial bacterial ocular infection or a risk of bacterial ocular infection exists. (1).

DOSAGE AND ADMINISTRATION

- Instill one drop into the conjunctival sac(s) every 4 to 6 hours. (2.1)
- During the initial 24 to 48 hours, dosage may be increased to one drop every 2 hours. (2.1)
- Frequency should be decreased gradually as warranted by improvement in clinical signs, but care should be taken not to discontinue therapy prematurely. (2.1)

DOSAGE FORMS AND STRENGTHS

TOBRADEX ST ophthalmic suspension contains 0.3% (3 mg/mL) tobramycin and 0.05% (0.5 mg/mL) dexamethasone. (3)

CONTRAINDICATIONS

- TOBRADEX ST, as with other ophthalmic corticosteroids, is contraindicated in most viral diseases of the cornea and conjunctiva, including epithelial herpes simplex keratitis (dendritic keratitis), vaccinia, and varicella, and also in mycobacterial infection of the eye and fungal diseases of ocular structures. (4.1)
- Hypersensitivity to any component of the medication (4.2)

WARNINGS AND PRECAUTIONS

- **Intraocular Pressure (IOP) Increase:** Prolonged use of corticosteroids may result in glaucoma with damage to the optic nerve, defects in visual acuity and fields of vision. If this product is used for 10 days or longer, IOP should be monitored. (5.1).
- Sensitivity to topically applied aminoglycosides may occur. (5.2)
- **Cataracts:** Use of corticosteroids may result in posterior subcapsular cataract formation. (5.3)
- **Delayed Healing:** The use of steroids after cataract surgery may delay healing and increase the incidence of bleb formation. In those diseases causing thinning of the cornea or sclera, perforations have been known to occur with the use of topical steroids. The initial prescription and renewal of the medication order should be made by a physician only after examination of the patient with the aid of magnification such as slit lamp biomicroscopy and, where appropriate, fluorescein staining. (5.4)
- **Bacterial Infections:** Prolonged use of corticosteroids may suppress the host response and thus increase the hazard of secondary ocular infections. In acute purulent conditions, steroids may mask infection or enhance existing infection. If signs and symptoms fail to improve after 2 days, the patient should be re-evaluated. (5.5)
- **Viral Infections:** Employment of a corticosteroid medication in the treatment of patients with a history of herpes simplex requires great caution. Use of ocular steroids may prolong the course and may exacerbate the severity of many viral infections of the eye (including herpes simplex). (5.6)
- **Fungal Infections:** Fungal infections of the cornea are particularly prone to develop coincidentally with long-term local steroid application. Fungus invasion must be considered in any persistent corneal ulceration where a steroid has been used or is in use. (5.7)
- **Vision Blurred:** Vision may be temporarily blurred following dosing with TOBRADEX ST. Care should be exercised in operating machinery or driving a motor vehicle. (5.8)

ADVERSE REACTIONS

Most common adverse reactions to topical ocular tobramycin are hypersensitivity and localized ocular

toxicity, including eye pain, eyelids pruritus, eyelid edema, and conjunctival hyperemia. The reactions due to the steroid component are increases in IOP with possible development of glaucoma. (6)

To report SUSPECTED ADVERSE REACTIONS, contact Eyevance Pharmaceuticals, LLC at 1-844-390-0720 or FDA at 1-800-FDA-1088 or www.fda.gov/medwatch.

See 17 for PATIENT COUNSELING INFORMATION.

Revised: 8/2022

FULL PRESCRIBING INFORMATION: CONTENTS*

1 INDICATIONS AND USAGE

2 DOSAGE AND ADMINISTRATION

2.1 Initiation and Continuation of Treatment

2.2 Recommended Dosage

3 DOSAGE FORMS AND STRENGTHS

4 CONTRAINDICATIONS

4.1 Nonbacterial Etiology

4.2 Hypersensitivity

5 WARNINGS AND PRECAUTIONS

5.1 Intraocular Pressure Increase

5.2 Aminoglycoside Sensitivity

5.3 Cataracts

5.4 Delayed Healing

5.5 Bacterial Infections

5.6 Viral Infections

5.7 Fungal Infections

5.8 Vision Blurred

5.9 Risk of Contamination

5.10 Contact Lens Use

6 ADVERSE REACTIONS

6.1 Clinical Trials Experience

6.2 Postmarketing Experience

8 USE IN SPECIFIC POPULATIONS

8.1 Pregnancy

8.3 Nursing Mothers

8.4 Pediatric Use

8.5 Geriatric Use

11 DESCRIPTION

12 CLINICAL PHARMACOLOGY

12.1 Mechanism of Action

12.3 Pharmacokinetics

12.4 Microbiology

13 NONCLINICAL TOXICOLOGY

13.1 Carcinogenesis, Mutagenesis, Impairment of Fertility

16 HOW SUPPLIED/STORAGE AND HANDLING

17 PATIENT COUNSELING INFORMATION

* Sections or subsections omitted from the full prescribing information are not listed.

FULL PRESCRIBING INFORMATION

1 INDICATIONS AND USAGE

TOBRADEX ST ophthalmic suspension is indicated for steroid-responsive inflammatory ocular conditions for which a corticosteroid is indicated and where superficial bacterial ocular infection or a risk of bacterial ocular infection exists.

Ocular steroids are indicated in inflammatory conditions of the palpebral and bulbar conjunctiva, cornea and anterior segment of the globe where the inherent risk of steroid use in certain infective conjunctivitis is accepted to obtain a diminution in edema and inflammation. They are also indicated in chronic anterior uveitis and corneal injury from chemical, radiation or thermal burns, or penetration of foreign bodies.

The use of a combination drug with an anti-infective component is indicated where the risk of superficial ocular infection is high or where there is an expectation that potentially dangerous numbers of bacteria will be present in the eye.

The particular anti-infective drug in this product is active against the following common bacterial eye pathogens: *Staphylococci*, including *S. aureus* and *S. epidermidis* (coagulase-positive and coagulase-negative), including penicillin-resistant isolates. *Streptococci*, including some Group A and other beta-hemolytic species, some nonhemolytic species, and some *Streptococcus pneumoniae*, *Pseudomonas aeruginosa*, *Escherichia coli*, *Klebsiella pneumoniae*, *Enterobacter aerogenes*, *Proteus mirabilis*, *Morganella morganii*, most *Proteus vulgaris* isolates, *Haemophilus influenzae*, *H. aegyptius*, *Moraxella lacunata*, *Acinetobacter calcoaceticus*, and some *Neisseria* species.

2 DOSAGE AND ADMINISTRATION

2.1 Initiation and Continuation of Treatment

Evaluate intraocular pressure (IOP) prior to the initial prescription and renewal of the medication order [see *Warnings and Precautions* (5.1)] .

Perform ophthalmic examination with the aid of magnification, such as slit lamp biomicroscopy, and, where appropriate, fluorescein staining, prior to the initial prescription and renewal of the medication order. Re-evaluate the patient if signs and symptoms fail to improve after 2 days [see *Warnings and Precautions* (5.4, 5.5)] .

Not more than one bottle should be prescribed initially, and the prescription should not be refilled without further evaluation.

2.2 Recommended Dosage

Instill one drop into the conjunctival sac(s) every 4 to 6 hours. During the initial 24 to 48 hours, the dosage may be increased to one drop every 2 hours. Frequency should be decreased gradually as warranted by improvement in clinical signs. Care should be taken not to discontinue therapy prematurely. Shake well before use.

3 DOSAGE FORMS AND STRENGTHS

TOBRADEX ST ophthalmic suspension 0.3%/0.05% contains 3 mg/mL tobramycin and 0.5 mg/mL dexamethasone.

4 CONTRAINDICATIONS

4.1 Nonbacterial Etiology

TOBRADEX ST, as with other ophthalmic corticosteroids, is contraindicated in most viral diseases of the cornea and conjunctiva, including epithelial herpes simplex keratitis (dendritic keratitis), vaccinia, and varicella, and also in mycobacterial infection of the eye and fungal diseases of ocular structures.

4.2 Hypersensitivity

Hypersensitivity to a component of the medication.

5 WARNINGS AND PRECAUTIONS

5.1 Intraocular Pressure Increase

Prolonged use of corticosteroids may result in glaucoma with damage to the optic nerve, defects in visual acuity and fields of vision. If this product is used for 10 days or longer, intraocular pressure (IOP) should be monitored.

5.2 Aminoglycoside Sensitivity

Sensitivity to topically applied aminoglycosides may occur.

5.3 Cataracts

Use of corticosteroids may result in posterior subcapsular cataract formation.

5.4 Delayed Healing

The use of steroids after cataract surgery may delay healing and increase the incidence of bleb formation. In those diseases causing thinning of the cornea or sclera, perforations have been known to occur with the use of topical steroids. The initial prescription and renewal of the medication order should be made by a physician only after examination of the patient with the aid of magnification such as slit lamp biomicroscopy and, where appropriate, fluorescein staining.

5.5 Bacterial Infections

Prolonged use of corticosteroids may suppress the host response and thus increase the hazard of secondary ocular infections. In acute purulent conditions, steroids may mask infection or enhance existing infection. If signs and symptoms fail to improve after 2 days, the patient should be reevaluated.

5.6 Viral Infections

Employment of a corticosteroid medication in the treatment of patients with a history of

herpes simplex requires great caution. Use of ocular steroids may prolong the course and may exacerbate the severity of many viral infections of the eye (including herpes simplex).

5.7 Fungal Infections

Fungal infections of the cornea are particularly prone to develop coincidentally with long-term local steroid application. Fungus invasion must be considered in any persistent corneal ulceration where a steroid has been used or is in use.

5.8 Vision Blurred

Vision may be temporarily blurred following dosing with TOBRADEX ST. Care should be exercised in operating machinery or driving a motor vehicle.

5.9 Risk of Contamination

Do not touch the dropper tip of the bottle to any surface, as this may contaminate the contents.

5.10 Contact Lens Use

TOBRADEX ST contains benzalkonium chloride, an antimicrobial preservative, that may be absorbed by soft contact lenses. Contact lenses should not be worn during the use of TOBRADEX ST.

6 ADVERSE REACTIONS

6.1 Clinical Trials Experience

Because clinical trials are conducted under widely varying conditions, adverse reaction rates observed in the clinical trials of a drug cannot be directly compared to rates in the clinical trials of another drug and may not reflect the rates observed in practice.

Adverse reactions have occurred with steroid/anti-infective combination drugs, which can be attributed to the steroid component, the anti-infective component, or the combination. Exact incidence figures are not available.

The most frequent adverse reactions to topical ocular tobramycin (TOBREX[®]) are hypersensitivity and localized ocular toxicity, including eye pain, eyelids pruritus, eyelid edema, and conjunctival hyperemia. These reactions occur in less than 4% of patients.

The reactions due to the steroid component are: increased IOP with possible development of glaucoma, and infrequent optic nerve disorder; subcapsular cataract; and impaired healing [see *Warnings and Precautions (5.1, 5.3, 5.4)*].

The development of secondary infection has occurred after use of combinations containing steroids and antimicrobials. Fungal infections of the cornea are particularly prone to develop coincidentally with long-term applications of steroids [see *Warnings and Precautions (5.7)*]. The possibility of fungal invasion must be considered in any persistent corneal ulceration where steroid treatment has been used. Secondary bacterial ocular infection following suppression of host responses also occurs.

Non-ocular adverse events occurring at an incidence of 0.5% to 1% included headache

and increased blood pressure.

The following additional adverse reactions have been reported with the individual components below:

Aminoglycosides: Neurotoxicity, ototoxicity, and nephrotoxicity have occurred in patients receiving systemic aminoglycoside therapy. Aminoglycosides may aggravate muscle weakness in patients with known or suspected neuromuscular disorders, such as myasthenia gravis or Parkinson's disease, because of their potential effect on neuromuscular function.

Dexamethasone: Cushing's syndrome and adrenal suppression may occur after use of dexamethasone in excess of the listed dosing instructions in predisposed patients, including children and patients treated with CYP3A4 inhibitors.

6.2 Postmarketing Experience

The following adverse reactions have been identified during postapproval use of TOBRADEX ST. Because these reactions are reported voluntarily from a population of uncertain size, it is not always possible to reliably estimate their frequency or establish a causal relationship to drug exposure.

Additional adverse reactions identified from postapproval use include, anaphylactic reaction, and erythema multiforme.

8 USE IN SPECIFIC POPULATIONS

8.1 Pregnancy

Corticosteroids have been shown to be teratogenic in animal studies. Ocular administration of 0.1% dexamethasone resulted in 15.6% and 32.3% incidence of fetal anomalies in 2 groups of pregnant rabbits. Fetal growth retardation and increased mortality rates have been observed in rats with chronic dexamethasone therapy. Reproduction studies have been performed in rats and rabbits with tobramycin at doses up to 100 mg/kg/day (equivalent to human doses of 16 and 32 mg/kg/day, respectively) and have revealed no evidence of impaired fertility or harm to the fetus.

There are no adequate and well-controlled studies in pregnant women. However, prolonged or repeated corticoid use during pregnancy has been associated with an increased risk of intra-uterine growth retardation. Infants born of mothers who have received substantial doses of corticosteroids during pregnancy should be observed carefully for signs of hypoadrenalism. TOBRADEX ST ophthalmic suspension should be used during pregnancy only if the potential benefit justifies the potential risk to the fetus [*see Nonclinical Toxicology (13.1)*].

8.3 Nursing Mothers

Systemically administered corticosteroids appear in human milk and could suppress growth, interfere with endogenous corticosteroid production, or cause other untoward effects. It is not known whether topical administration of corticosteroids could result in sufficient systemic absorption to produce detectable quantities in human milk. Because many drugs are excreted in human milk, caution should be exercised when TOBRADEX ST is administered to a nursing woman.

8.4 Pediatric Use

Safety and effectiveness in pediatric patients below the age of 2 years have not been established.

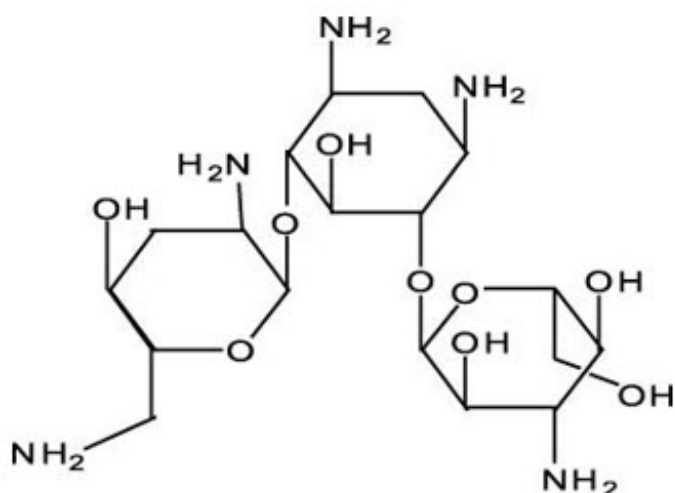
8.5 Geriatric Use

No overall differences in safety or effectiveness have been observed between elderly and younger patients.

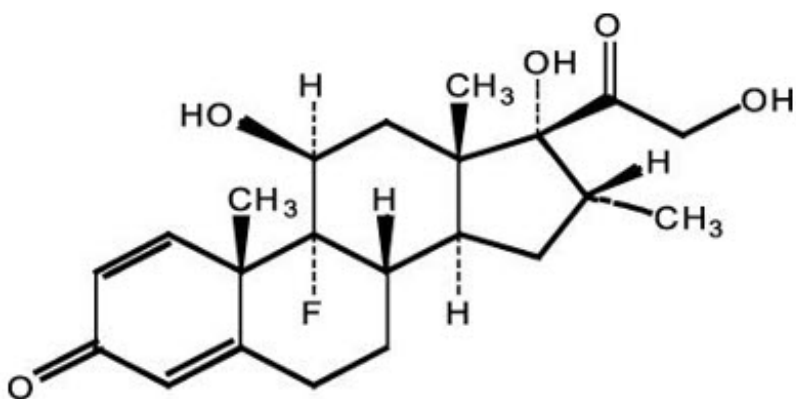
11 DESCRIPTION

TOBRADEX ST (tobramycin and dexamethasone ophthalmic suspension) 0.3%/0.05% is a sterile, isotonic, white, aqueous antibiotic and steroid suspension with a pH of approximately 5.7 and an osmolality of approximately 290 mOsm/kg.

The chemical name of tobramycin is O-3-amino-3-deoxy- α -D-glucopyranosyl-(1 \rightarrow 4)-O-[2,6-diamino-2,3,6-trideoxy- α -D-ribo-hexopyranosyl-(1 \rightarrow 6)]-2-deoxy-L-streptamine. It has a molecular formula of C₁₈H₃₇N₅O₉ and a molecular weight of 467.52 g/mol. The chemical structure is:



The chemical name of dexamethasone is 9-fluoro-11 β ,17,21-trihydroxy-16 α -methylpregna-1,4-diene-3,20-dione. It has a molecular formula of C₂₂H₂₉FO₅ and a molecular weight of 392.47 g/mol. The chemical structure is:



Each mL of TOBRADEX ST contains: Actives: tobramycin 3 mg and

dexamethasone 0.5 mg. **Preservative:** benzalkonium chloride 0.1 mg. **Inactives:** edetate disodium, hydrochloric acid and/or sodium hydroxide (to adjust pH), propylene glycol, purified water, sodium chloride, sodium sulfate, tyloxapol, and xanthan gum.

12 CLINICAL PHARMACOLOGY

12.1 Mechanism of Action

Dexamethasone is a potent corticoid. Corticoids suppress the inflammatory response to a variety of agents and they can delay or slow healing. Since corticoids may inhibit the body's defense mechanism against infection, a concomitant antimicrobial drug may be used when this inhibition is considered to be clinically significant.

Tobramycin is an antibacterial drug. It inhibits the growth of bacteria by inhibiting protein synthesis. Tobramycin is included in this combination product to provide action against susceptible bacteria [see *Microbiology (12.4)*].

12.3 Pharmacokinetics

In a multi-center, double-masked, parallel-group, randomized, single-dose pharmacokinetic study in male and female cataract surgery patients, mean dexamethasone concentrations following administration of TOBRADEX ST were similar to dexamethasone concentrations following administration of TOBRADEX (tobramycin and dexamethasone ophthalmic suspension) 0.3%/0.1%. Aqueous humor concentrations reached a mean peak of 33.7 ng/mL 2 hours following single-dose administration of TOBRADEX ST.

No data are available on the extent of systemic absorption of tobramycin from TOBRADEX ST ophthalmic suspension. Following multiple-dose (4 times a day for 2 days) bilateral ocular administration of TOBRADEX (tobramycin 0.3% and dexamethasone 0.1% ophthalmic suspension) in healthy male and female volunteers, peak plasma concentrations of dexamethasone were less than 1 ng/mL and occurred within 2 hours post dose across all subjects.

12.4 Microbiology

The antibiotic component (tobramycin) in the combination is included to provide action against susceptible bacteria. *In vitro* studies have demonstrated that tobramycin is active against susceptible isolates of the following bacteria: *Staphylococcus aureus* (includes penicillin-resistant isolates), *Staphylococcus epidermidis* (includes penicillin-resistant isolates), *Streptococci*, including some Group A other beta-hemolytic species, some nonhemolytic species, and some *Streptococcus pneumoniae*.

Acinetobacter calcoaceticus, *Enterobacter aerogenes*, *Escherichia coli*, *Haemophilus influenzae*, *Haemophilus aegypticus*, *Klebsiella pneumoniae*, *Moraxella lacunata*, *Morganella morganii*, *Neisseria perflava*, *Neisseria sicca*, *Proteus mirabilis*, *Proteus vulgaris*, *Pseudomonas aeruginosa*.

In vitro bacterial studies demonstrate that in some cases bacteria resistant to gentamicin are susceptible to tobramycin.

13 NONCLINICAL TOXICOLOGY

13.1 Carcinogenesis, Mutagenesis, Impairment of Fertility

No studies have been conducted to evaluate the carcinogenic or mutagenic potential. There are no adequate and well-controlled studies in pregnant women. TOBRADEX ST ophthalmic suspension should be used during pregnancy only if the potential benefit justifies the potential risk to the fetus.

No impairment of fertility was noted in studies of subcutaneous tobramycin in rats at doses of 50 and 100 mg/kg/day (equivalent to human doses of 8 and 16 mg/kg/day, at least 2 orders of magnitude greater than the topical ocular dose).

16 HOW SUPPLIED/STORAGE AND HANDLING

TOBRADEX ST is supplied as a 2.5 mL or 5 mL suspension in a 4 mL or 8 mL natural polyethylene DROP-TAINER[®] bottle with a natural polyethylene dispenser tip and a pink polypropylene overcap. Tamper evidence is provided with a shrink band around the closure and neck area of the bottle.

2.5 mL NDC 71776-035-03

5 mL NDC 71776-035-05

Storage

Store at 2°C to 25°C (36°F to 77°F). Protect from light. After opening, TOBRADEX ST can be used until the expiration date on the bottle.

17 PATIENT COUNSELING INFORMATION

Storage and Handling

Instruct the patient to store the bottle upright and away from light. Shake well before using [see *Dosage and Administration (2.1) and How Supplied/Storage and Handling (16)*].

Avoid Contamination

Instruct the patient not to touch dropper tip to any surface, as this may contaminate the contents [see *Warnings and Precautions (5.9)*].

Contact Lens Wear

Advise the patient that contact lenses should not be worn during the use of this product [see *Warnings and Precautions (5.10)*].

Ability to Drive and Use Machines

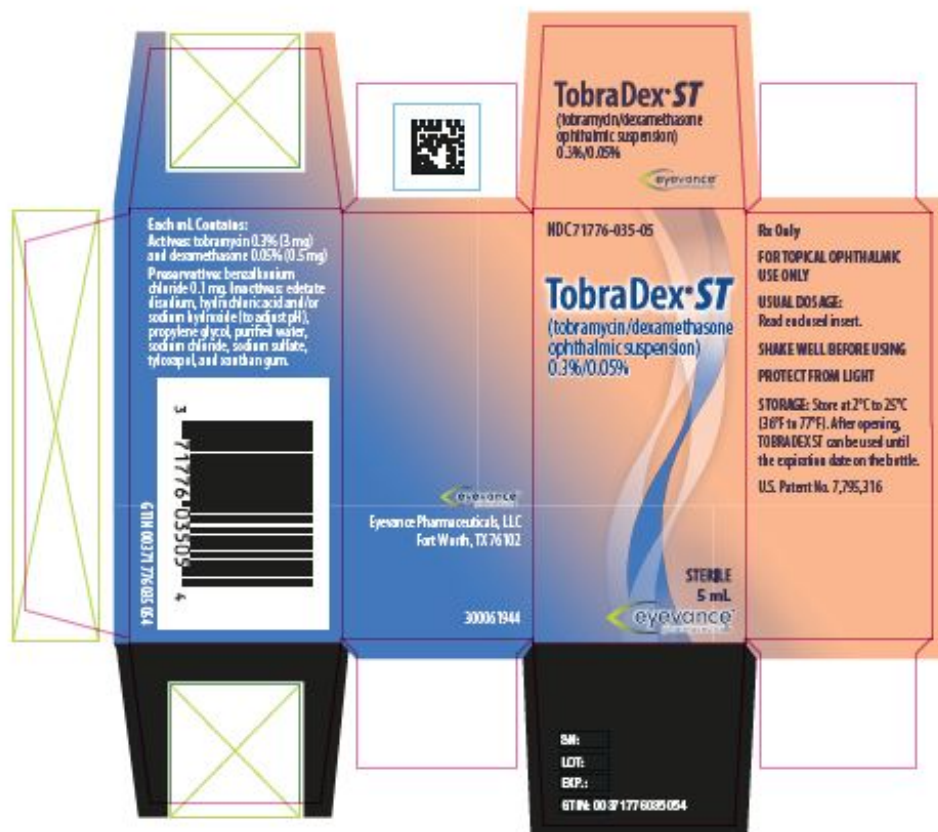
Advise the patient that vision may be temporarily blurred following dosing with TOBRADEX ST. Care should be exercised in operating machinery or driving a motor vehicle [see *Warnings and Precautions (5.8)*].

Manufactured for:

Eyevance Pharmaceuticals, LLC

Fort Worth, TX 76102

PRINCIPAL DISPLAY PANEL



TOBRADEX ST

tobramycin / dexamethasone suspension/ drops

Product Information

Product Type	HUMAN PRESCRIPTION DRUG	Item Code (Source)	NDC:71776-035
Route of Administration	OPHTHALMIC		

Active Ingredient/Active Moiety

Ingredient Name	Basis of Strength	Strength
TOBRAMYCIN (UNII: VZ8RRZ51VK) (TOBRAMYCIN - UNII:VZ8RRZ51VK)	TOBRAMYCIN	3 mg in 1 mL
DEXAMETHASONE (UNII: 7S5I7G3JQL) (DEXAMETHASONE - UNII:7S5I7G3JQL)	DEXAMETHASONE	0.5 mg in 1 mL

Inactive Ingredients

Ingredient Name	Strength
BENZALKONIUM CHLORIDE (UNII: F5UM2KM3W7)	
XANTHAN GUM (UNII: TTV12P4NEE)	
TYLOXAPOL (UNII: Y27PUL9H56)	
EDETATE DISODIUM (UNII: 7FLD91C86K)	
SODIUM CHLORIDE (UNII: 451W47IQ8X)	
PROPYLENE GLYCOL (UNII: 6DC9Q167V3)	
SODIUM SULFATE (UNII: 0YPR65R21J)	
HYDROCHLORIC ACID (UNII: QTT17582CB)	
SODIUM HYDROXIDE (UNII: 55X04QC32I)	
WATER (UNII: 059QF0KO0R)	

Packaging				
#	Item Code	Package Description	Marketing Start Date	Marketing End Date
1	NDC:71776-035-05	1 in 1 CARTON	05/19/2021	
1		5 mL in 1 BOTTLE, DROPPER; Type 2: Prefilled Drug Delivery Device/System (syringe, patch, etc.)		
2	NDC:71776-035-01	1 in 1 CARTON	05/19/2021	
2		1 mL in 1 BOTTLE, DROPPER; Type 2: Prefilled Drug Delivery Device/System (syringe, patch, etc.)		

Marketing Information			
Marketing Category	Application Number or Monograph Citation	Marketing Start Date	Marketing End Date
NDA	NDA050818	05/19/2021	

Labeler - Eyevence Pharmaceuticals, LLC (080876046)

Establishment			
Name	Address	ID/FEI	Business Operations
Alcon Research LLC		007672236	manufacture(71776-035)

Revised: 1/2025

Eyevence Pharmaceuticals, LLC