

## DOXYCYCLINE HYCLATE - doxycycline hyclate capsule

Macleods Pharmaceuticals Limited

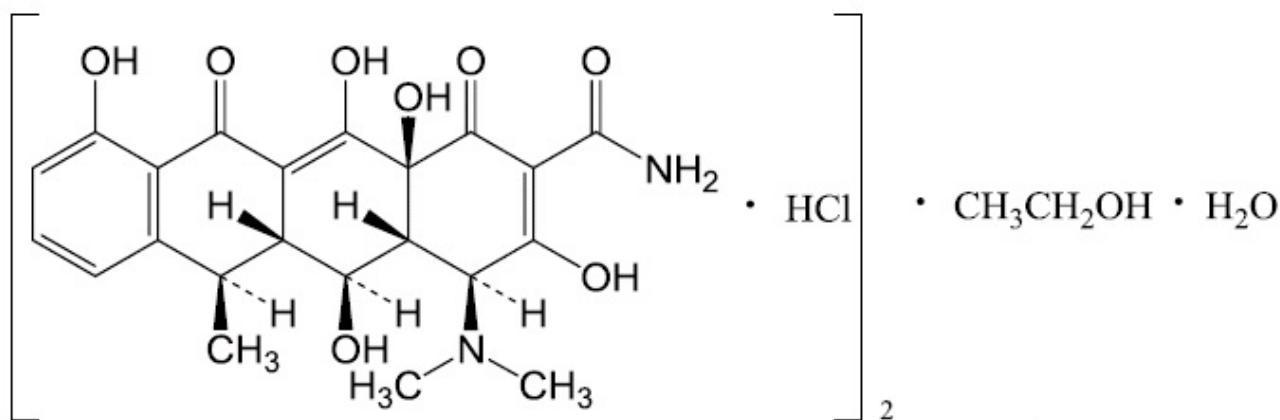
### Doxycycline Hyclate Capsules USP, 100 mg

To reduce the development of drug-resistant bacteria and maintain the effectiveness of doxycycline hyclate capsules and other antibacterial drugs, doxycycline hyclate capsules should be used only to treat or prevent infections that are proven or strongly suspected to be caused by bacteria.

### DESCRIPTION

Doxycycline hyclate capsules are an antibacterial drug synthetically derived from oxytetracycline, and is available as doxycycline hyclate capsules (doxycycline hydrochloride hemiethanolate hemihydrate); for oral administration.

The structural formula of doxycycline hyclate is



with a molecular formula of  $(C_{22}H_{24}N_2O_8 \cdot HCl)_2 \cdot C_2H_6O \cdot H_2O$  and the molecular weight is 1025.87. The chemical designation for doxycycline hyclate is 4-(Dimethylamino)-1,4,4a,5,5a,6,11,12a-octahydro-3,5,10,12,12a-pentahydroxy-6-methyl-1,11-dioxo-2-naphthacenecarboxamide monohydrochloride, compound with ethyl alcohol (2: 1), monohydrate.

Doxycycline is a light-yellowish crystalline powder. Doxycycline hyclate is soluble in water.

Doxycycline has a high degree of lipid solubility and a low affinity for calcium binding. It is highly stable in normal human serum. Doxycycline will not degrade into an epianhydro

form.

Inert ingredients in the capsule formulations are: colloidal silicon dioxide, croscarmellose sodium, hard gelatin capsules, magnesium stearate, microcrystalline cellulose and pregelatinized starch.

The hard gelatin capsules contain gelatin, sodium lauryl sulfate, FD & C Blue 1 and titanium dioxide.

The capsules are printed with edible ink containing shellac, and black iron oxide.

## **CLINICAL PHARMACOLOGY**

Tetracyclines are readily absorbed and are bound to plasma proteins in varying degree. They are concentrated by the liver in the bile, and excreted in the urine and feces at high concentrations and in a biologically active form. Doxycycline is virtually completely absorbed after oral administration.

Following a 200 mg dose, normal adult volunteers averaged peak serum levels of 2.6 mcg/mL of doxycycline at 2 hours, decreasing to 1.45 mcg/mL at 24 hours. Excretion of doxycycline by the kidney is about 40%/72 hours in individuals with normal function (creatinine clearance about 75 mL/min.). This percentage excretion may fall as low as 1-5%/72 hours in individuals with severe renal insufficiency (creatinine clearance below 10 mL/min.). Studies have shown no significant difference in serum half-life of doxycycline (range 18-22 hours) in individuals with normal and severely impaired renal function. Hemodialysis does not alter serum half-life.

Results of animal studies indicate that tetracyclines cross the placenta and are found in fetal tissues.

Population pharmacokinetic analysis of sparse concentration-time data of doxycycline following standard of care intravenous and oral dosing in 44 pediatric patients (2-18 years of age) showed that allometrically -scaled clearance (CL) of doxycycline in pediatric patients  $\geq 2$  to  $\leq 8$  years of age (median [range] 3.58 [2.27-10.82] L/h/70 kg, N =11) did not differ significantly from pediatric patients  $>8$  to 18 years of age (3.27 [1.11-8.12] L/h/70 kg, N=33). For pediatric patients weighing  $\leq 45$  kg, body weight normalized doxycycline CL in those  $\geq 2$  to  $\leq 8$  years of age (median [range] 0.071 [0.041-0.202] L/kg/h, N=10) did not differ significantly from those  $>8$  to 18 years of age (0.081 [0.035-0.126] L/kg/h, N=8). In pediatric patients weighing  $>45$  kg, no clinically significant differences in body weight normalized doxycycline CL were observed between those  $\geq 2$  to  $\leq 8$  years (0.050 L/kg/h, N=1) and those  $>8$  to 18 years of age (0.044 [0.014-0.121] L/kg/h, N=25). No clinically significant difference in CL between oral and IV dosing was observed in the small cohort of pediatric patients who received the oral (N=19) or IV (N=21) formulation alone.

### **Microbiology**

#### Mechanism of Action

Doxycycline inhibits bacterial protein synthesis by binding to the 30S ribosomal subunit. Doxycycline has bacteriostatic activity against a broad range of Gram-positive and Gram-negative bacteria.

#### Resistance

Cross resistance with other tetracyclines is common.

#### Antimicrobial Activity

Doxycycline has been shown to be active against most isolates of the following microorganisms, both in vitro and in clinical infections as described in the INDICATIONS AND USAGE section of the package insert for doxycycline hyclate capsules.

## **Gram-Negative Bacteria**

*Acinetobacter species*  
*Bartonella bacilliformis*  
*Brucella species*  
*Klebsiella species*  
*Klebsiella granulomatis*  
*Campylobacter fetus*  
*Enterobacter aerogenes*  
*Escherichia coli*  
*Francisella tularensis*  
*Haemophilus ducreyi*  
*Haemophilus influenzae*  
*Neisseria gonorrhoeae*  
*Shigella species*  
*Vibrio cholerae*  
*Yersinia pestis*

## **Gram-Positive Bacteria**

*Bacillus anthracis*  
*Listeria monocytogenes*  
*Streptococcus pneumoniae*

## **Anaerobic Bacteria**

*Clostridium species*  
*Fusobacterium fusiforme*  
*Propionibacterium acnes*

## **Other Bacteria**

*Nocardiae and other aerobic Actinomyces species*  
*Borrelia recurrentis*  
*Chlamydophila psittaci*  
*Chlamydia trachomatis*  
*Mycoplasma pneumoniae*  
*Rickettsiae*  
*Treponema pallidum*  
*Treponema pallidum subspecies pertenue*  
*Ureaplasma urealyticum*

## **Parasites**

*Balantidium coli*  
*Entamoeba species*  
*Plasmodium falciparum*\*

\*Doxycycline has been found to be active against the asexual erythrocytic forms of *Plasmodium falciparum*, but not against the gametocytes of *P. falciparum*. The precise mechanism of action of the drug is not known.

## Susceptibility Testing

For specific information regarding susceptibility test interpretive criteria and associated test methods and quality control standards recognized by FDA for this drug, please see: <https://www.fda.gov/STIC>.

## **INDICATIONS AND USAGE**

To reduce the development of drug-resistant bacteria and maintain effectiveness of

doxycycline hyclate capsules and other antibacterial drugs, doxycycline hyclate capsules should be used only to treat or prevent infections that are proven or strongly suspected to be caused by susceptible bacteria. When culture and susceptibility information are available, they should be considered in selecting or modifying antibacterial therapy. In the absence of such data, local epidemiology and susceptibility patterns may contribute to the empiric selection of therapy.

### **Treatment:**

Doxycycline is indicated for the treatment of the following infections:

- Rocky Mountain spotted fever, typhus fever and the typhus group, Q fever, rickettsialpox, and tick fevers caused by *Rickettsiae*.
- Respiratory tract infections caused by *Mycoplasma pneumoniae*.
- Lymphogranuloma venereum caused by *Chlamydia trachomatis*.
- Psittacosis (ornithosis) caused by *Chlamydophila psittaci*.
- Trachoma caused by *Chlamydia trachomatis*, although the infectious agent is not always eliminated, as judged by immunofluorescence.
- Inclusion conjunctivitis caused by *Chlamydia trachomatis*.
- Uncomplicated urethral, endocervical, or rectal infections in adults caused by *Chlamydia trachomatis*.
- Nongonococcal urethritis caused by *Ureaplasma urealyticum*.
- Relapsing fever due to *Borrelia recurrentis*.

Doxycycline is also indicated for the treatment of infections caused by the following gram-negative microorganisms:

- Chancroid caused by *Haemophilus ducreyi*.
- Plague due to *Yersinia pestis*.
- Tularemia due to *Francisella tularensis*.
- Cholera caused by *Vibrio cholerae*.
- Campylobacter fetus infections caused by *Campylobacter fetus*.
- Brucellosis due to *Brucella* species (in conjunction with streptomycin).
- Bartonellosis due to *Bartonella bacilliformis*.
- Granuloma inguinale caused by *Klebsiella granulomatis*.

Because many strains of the following groups of microorganisms have been shown to be resistant to doxycycline, culture and susceptibility testing are recommended.

Doxycycline is indicated for treatment of infections caused by the following gram-negative bacteria, when bacteriologic testing indicates appropriate susceptibility to the drug:

- *Escherichia coli*.
- *Enterobacter aerogenes*.
- *Shigella* species.
- *Acinetobacter* species.
- Respiratory tract infections caused by *Haemophilus influenzae*.
- Respiratory tract and urinary tract infections caused by *Klebsiella* species.

Doxycycline is indicated for treatment of infections caused by the following gram-positive microorganisms when bacteriologic testing indicates appropriate susceptibility to the drug:

- Upper respiratory infections caused by *Streptococcus pneumoniae*.
- Anthrax due to *Bacillus anthracis*, including inhalational anthrax (post-exposure): to reduce the incidence or progression of disease following exposure to aerosolized *Bacillus anthracis*.

When penicillin is contraindicated, doxycycline is an alternative drug in the treatment of the following infections:

- Uncomplicated gonorrhea caused by *Neisseria gonorrhoeae*.
- Syphilis caused by *Treponema pallidum*.
- Yaws caused by *Treponema pallidum* subspecies *pertenue*.
- Listeriosis due to *Listeria monocytogenes*.
- Vincent's infection caused by *Fusobacterium fusiforme*.
- Actinomycosis caused by *Actinomyces israelii*.
- Infections caused by *Clostridium* species.

In acute intestinal amebiasis, doxycycline may be a useful adjunct to amebicides.

In severe acne, doxycycline may be useful adjunctive therapy.

#### **Prophylaxis:**

Doxycycline is indicated for the prophylaxis of malaria due to *Plasmodium falciparum* in short-term travelers (<4 months) to areas with chloroquine and/or pyrimethamine-sulfadoxine resistant strains. (See DOSAGE AND ADMINISTRATION section and Information for Patients subsection of the PRECAUTIONS section.)

## **CONTRAINDICATIONS**

This drug is contraindicated in persons who have shown hypersensitivity to any of the tetracyclines.

## **WARNINGS**

The use of drugs of the tetracycline class during tooth development (last half of pregnancy, infancy and childhood to the age of 8 years) may cause permanent discoloration of the teeth (yellow-gray-brown). This adverse reaction is more common during long-term use of the drugs, but it has been observed following repeated short-term courses. Enamel hypoplasia has also been reported. Use doxycycline in pediatric patients 8 years of age or less only when the potential benefits are expected to outweigh the risks in severe or life-threatening conditions (e.g., anthrax, Rocky Mountain spotted fever), particularly when there are no alternative therapies.

*Clostridioides difficile* associated diarrhea (CDAD) has been reported with use of nearly all antibacterial agents, including doxycycline hyclate capsules, and may range in severity from mild diarrhea to fatal colitis. Treatment with antibacterial agents alters the normal flora of the colon leading to overgrowth of *C. difficile*.

*C. difficile* produces toxins A and B which contribute to the development of CDAD.

Hypertoxin producing strains of *C. difficile* cause increased morbidity and mortality, as these infections can be refractory to antimicrobial therapy and may require colectomy. CDAD must be considered in all patients who present with diarrhea following the use of antibacterial drugs. Careful medical history is necessary since CDAD has been reported to occur over two months after the administration of antibacterial agents.

If CDAD is suspected or confirmed, ongoing use of antibacterial drugs not directed against *C. difficile* may need to be discontinued. Appropriate fluid and electrolyte management, protein supplementation, antibacterial treatment of *C. difficile*, and surgical evaluation should be instituted as clinically indicated.

Severe skin reactions, such as exfoliative dermatitis, erythema multiforme, Stevens-Johnson syndrome, toxic epidermal necrolysis, and drug reaction with eosinophilia and systemic symptoms (DRESS) have been reported in patients receiving doxycycline. Fixed

drug eruptions have occurred with doxycycline and have been associated with worsening severity upon subsequent administrations, including generalized bullous fixed drug eruption. (See ADVERSE REACTIONS.) If severe skin reactions occur, discontinue doxycycline hyclate capsules immediately and institute appropriate therapy.

Intracranial hypertension (IH, pseudotumor cerebri) has been associated with the use of tetracyclines including doxycycline hyclate capsules. Clinical manifestations of IH include headache, blurred vision, diplopia, and vision loss; papilledema can be found on funduscopy. Women of childbearing age who are overweight or have a history of IH are at greater risk for developing tetracycline associated IH. Concomitant use of isotretinoin and doxycycline hyclate capsules should be avoided because isotretinoin is also known to cause pseudotumor cerebri.

Although IH typically resolves after discontinuation of treatment, the possibility for permanent visual loss exists. If visual disturbance occurs during treatment, prompt ophthalmologic evaluation is warranted. Since intracranial pressure can remain elevated for weeks after drug cessation patients should be monitored until they stabilize.

All tetracyclines form a stable calcium complex in any bone-forming tissue. A decrease in fibula growth rate has been observed in prematures given oral tetracycline in doses of 25 mg/kg every 6 hours. This reaction was shown to be reversible when the drug was discontinued.

Results of animal studies indicate that tetracyclines cross the placenta, are found in fetal tissues, and can have toxic effects on the developing fetus (often related to retardation of skeletal development). Evidence of embryotoxicity has also been noted in animals treated early in pregnancy. If any tetracycline is used during pregnancy or if the patient becomes pregnant while taking this drug, the patient should be apprised of the potential hazard to the fetus.

The antianabolic action of the tetracyclines may cause an increase in BUN. Studies to date indicate that this does not occur with the use of doxycycline in patients with impaired renal function.

Photosensitivity manifested by an exaggerated sunburn reaction has been observed in some individuals taking tetracyclines. Patients apt to be exposed to direct sunlight or ultraviolet light should be advised that this reaction can occur with tetracycline drugs, and treatment should be discontinued at the first evidence of skin erythema.

## **PRECAUTIONS**

### **General**

As with other antibacterial drugs, use of doxycycline hyclate capsules may result in overgrowth of nonsusceptible organisms, including fungi. If superinfection occurs, doxycycline hyclate capsules should be discontinued and appropriate therapy instituted. Incision and drainage or other surgical procedures should be performed in conjunction with antibacterial therapy, when indicated.

Doxycycline offers substantial but not complete suppression of the asexual blood stages of *Plasmodium* strains.

Doxycycline does not suppress *P. falciparum*'s sexual blood stage gametocytes. Subjects completing this prophylactic regimen may still transmit the infection to mosquitoes outside endemic areas.

Prescribing doxycycline hyclate capsules in the absence of proven or strongly suspected bacterial infection or a prophylactic indication is unlikely to provide benefit to

the patient and increases the risk of the development of drug-resistant bacteria.

## **Information For Patients**

Patients taking doxycycline for malaria prophylaxis should be advised:

- that no present-day antimalarial agent, including doxycycline, guarantees protection against malaria.
- to avoid being bitten by mosquitoes by using personal protective measures that help avoid contact with mosquitoes, especially from dusk to dawn (e.g., staying in well-screened areas, using mosquito nets, covering the body with clothing, and using an effective insect repellent).
- that doxycycline prophylaxis:
  - should begin 1–2 days before travel to the malarious area,
  - should be continued daily while in the malarious area and after leaving the malarious area,
  - should be continued for 4 further weeks to avoid development of malaria after returning from an endemic area,
  - should not exceed 4 months.

All patients taking doxycycline should be advised:

- to avoid excessive sunlight or artificial ultraviolet light while receiving doxycycline and to discontinue therapy if phototoxicity (e.g., skin eruption, etc.) occurs. Sunscreen or sunblock should be considered. (See WARNINGS.)
- to drink fluids liberally along with doxycycline to reduce the risk of esophageal irritation and ulceration. (See ADVERSE REACTIONS.)
- that the absorption of tetracyclines is reduced when taken with foods, especially those which contain calcium. However, the absorption of doxycycline is not markedly influenced by simultaneous ingestion of food or milk. (See DRUG INTERACTIONS.)
- that the absorption of tetracyclines is reduced when taking bismuth subsalicylate. (See DRUG INTERACTIONS.)
- that the use of doxycycline might increase the incidence of vaginal candidiasis.

Patients should be counseled that antibacterial drugs, including doxycycline hyclate capsules should only be used to treat bacterial infections. They do not treat viral infections (e.g., the common cold). When doxycycline hyclate capsules is prescribed to treat a bacterial infection, patients should be told that although it is common to feel better early in the course of therapy, the medication should be taken exactly as directed. Skipping doses or not completing the full course of therapy may (1) decrease the effectiveness of the immediate treatment and (2) increase the likelihood that bacteria will develop resistance and will not be treatable by doxycycline hyclate capsules or other antibacterial drugs in the future.

Diarrhea is a common problem caused by antibacterial drugs, which usually ends when the antibacterials are discontinued. Sometimes after starting treatment with antibacterial drugs, patients can develop watery and bloody stools (with or without stomach cramps and fever) even as late as two or more months after having taken the last dose of the antibacterial drug. If this occurs, patients should contact their physician as soon as possible.

## **Laboratory Tests**

In venereal disease, when co-existent syphilis is suspected, dark field examinations should be done before treatment is started and the blood serology repeated monthly for at least 4 months.

In long-term therapy, periodic laboratory evaluation of organ systems, including hematopoietic, renal, and hepatic studies, should be performed.

## **Drug Interactions**

Because tetracyclines have been shown to depress plasma prothrombin activity, patients who are on anticoagulant therapy may require downward adjustment of their anticoagulant dosage.

Since bacteriostatic drugs may interfere with the bactericidal action of penicillin, it is advisable to avoid giving tetracyclines in conjunction with penicillin.

Absorption of tetracyclines is impaired by antacids containing aluminum, calcium, or magnesium, and iron-containing preparations.

Absorption of tetracyclines is impaired by bismuth subsalicylate.

Barbiturates, carbamazepine, phenytoin and rifampin shorten the half-life of doxycycline, thereby lowering doxycycline concentration in the body.

Concurrent use of tetracycline may render oral contraceptives less effective.

## **Drug/Laboratory Test Interactions**

False elevations of urinary catecholamine levels may occur due to interference with the fluorescence test.

## **Carcinogenesis, Mutagenesis, Impairment Of Fertility**

Long-term studies in animals to evaluate carcinogenic potential of doxycycline have not been conducted. However, there has been evidence of oncogenic activity in rats in studies with the related antibacterial drugs, oxytetracycline (adrenal and pituitary tumors), and minocycline (thyroid tumors).

Likewise, although mutagenicity studies of doxycycline have not been conducted, positive results in in vitro mammalian cell assays have been reported for related antibacterial drugs (tetracycline, oxytetracycline).

Doxycycline administered orally at dosage levels as high as 250 mg/kg/day had no apparent effect on the fertility of female rats. Effect on male fertility has not been studied.



## **Pregnancy: Teratogenic Effects.**

### **Teratogenic Effects.**

There are no adequate and well-controlled studies on the use of doxycycline in pregnant women. The vast majority of reported experience with doxycycline during human pregnancy is short-term, first trimester exposure. There are no human data available to assess the effects of long-term therapy of doxycycline in pregnant women, such as that proposed for treatment of anthrax exposure. An expert review of published data on experiences with doxycycline use during pregnancy by TERIS – the Teratogen Information System – concluded that therapeutic doses during pregnancy are unlikely to pose a substantial teratogenic risk (the quantity and quality of data were assessed as limited to fair), but the data are insufficient to state that there is no risk.<sup>1</sup> A case-control study (18,515 mothers of infants with congenital anomalies and 32,804 mothers of infants with no congenital anomalies) shows a weak but marginally statistically significant association with total malformations and use of doxycycline anytime during pregnancy. Sixty-three (0.19%) of the controls and fifty-six (0.30%) of the cases were treated with doxycycline. This association was not seen when the analysis was confined to maternal treatment during the period of organogenesis (i.e., in the second and third months of gestation) with the exception of a marginal relationship with neural tube defect based on only two exposed cases.<sup>2</sup>

A small prospective study of 81 pregnancies describes 43 pregnant women treated for 10 days with doxycycline during early first trimester. All mothers reported their exposed infants were normal at 1 year of age.<sup>3</sup>

Nonteratogenic Effects: (See WARNINGS.)

## **Labor and Delivery**

The effect of tetracyclines on labor and delivery is unknown.

## **Nursing Mothers**

Tetracyclines are excreted in human milk; however, the extent of absorption of tetracyclines, including doxycycline, by the breastfed infant is not known. Short-term use by lactating women is not necessarily contraindicated; however, the effects of prolonged exposure to doxycycline in breast milk are unknown.<sup>4</sup> Because of the potential for serious adverse reactions in nursing infants from doxycycline, a decision should be made whether to discontinue nursing or to discontinue the drug, taking into account the importance of the drug to the mother. (See WARNINGS.)

## **Pediatric Use**

Because of the effects of drugs of the tetracycline class on tooth development and growth, use doxycycline in pediatric patients 8 years of age or less only when the potential benefits are expected to outweigh the risks in severe or life-threatening conditions (e.g., anthrax, Rocky Mountain spotted fever), particularly when there are no alternative therapies. (See WARNINGS and DOSAGE AND ADMINISTRATION.)

## **ADVERSE REACTIONS**

Due to oral doxycycline's virtually complete absorption, side effects of the lower bowel, particularly diarrhea, have been infrequent. The following adverse reactions have been observed in patients receiving tetracyclines:

Gastrointestinal: anorexia, nausea, vomiting, diarrhea, glossitis, dysphagia, enterocolitis, inflammatory lesions (with monilial overgrowth) in the anogenital region, and pancreatitis. Hepatotoxicity has been reported rarely. These reactions have been caused by both the oral and parenteral administration of tetracyclines. Superficial discoloration of the adult permanent dentition, reversible upon drug discontinuation and professional dental cleaning has been reported. Permanent tooth discoloration and enamel hypoplasia may occur with drugs of the tetracycline class when used during tooth development. (See WARNINGS.) Rare instances of esophagitis and esophageal ulcerations have been reported in patients receiving capsule form of the drugs in the tetracycline class. Most of these patients took medications immediately before going to bed. (See DOSAGE AND ADMINISTRATION.)

Skin: toxic epidermal necrolysis, Stevens-Johnson syndrome, erythema multiforme, fixed drug eruption, skin hyperpigmentation, maculopapular and erythematous rashes. Exfoliative dermatitis has been reported but is uncommon. Photosensitivity is discussed above. (See WARNINGS.)

Renal toxicity: Rise in BUN has been reported and is apparently dose related. (See WARNINGS.)

Immune: Hypersensitivity reactions including urticaria, angioneurotic edema, anaphylaxis, anaphylactoid purpura, serum sickness, pericarditis, exacerbation of systemic lupus erythematosus, drug reaction with eosinophilia and systemic symptoms (DRESS), and Jarisch-Herxheimer reaction has been reported in the setting of spirochete infections treated with doxycycline.

Blood: Hemolytic anemia, thrombocytopenia, neutropenia, and eosinophilia have been reported.

Psychiatric: Depression, anxiety, suicidal ideation, insomnia, abnormal dreams, hallucination.

Other: Bulging fontanels in infants and intracranial hypertension in adults. (See WARNINGS.)

When given over prolonged periods, tetracyclines have been reported to produce brown-black microscopic discoloration of the thyroid gland. No abnormalities of thyroid function studies are known to occur.

To report SUSPECTED ADVERSE REACTIONS, contact Macleods Pharma USA, Inc. at 1-888-943-3210 or 1-855-926-3384 or FDA at 1-800-FDA-1088 or [www.fda.gov/medwatch](http://www.fda.gov/medwatch).

## **OVERDOSAGE**

In case of overdosage, discontinue medication, treat symptomatically and institute supportive measures. Dialysis does not alter serum half-life and thus would not be of benefit in treating cases of overdosage.

## DOSAGE AND ADMINISTRATION

The usual dosage and frequency of administration of doxycycline differs from that of the other tetracyclines. Exceeding the recommended dosage may result in an increased incidence of side effects.

### Adults:

The usual dose of oral doxycycline is 200 mg on the first day of treatment (administered 100 mg every 12 hours) followed by a maintenance dose of 100 mg/day. In the management of more severe infections (particularly chronic infections of the urinary tract), 100 mg every 12 hours is recommended.

### Pediatric Patients:

For all pediatric patients weighing less than 45 kg with severe or life-threatening infections (e.g., anthrax, Rocky Mountain spotted fever), the recommended dosage is 2.2 mg/kg of body weight administered every 12 hours. Children weighing 45 kg or more should receive the adult dose. (See WARNINGS and PRECAUTIONS.)

For pediatric patients with less severe disease (greater than 8 years of age and weighing less than 45 kg), the recommended dosage schedule is 4.4 mg/kg of body weight divided into two doses on the first day of treatment, followed by a maintenance dose of 2.2 mg/kg of body weight (given as a single daily dose or divided into twice daily doses). For pediatric patients weighing over 45 kg, the usual adult dose should be used.

The therapeutic antibacterial serum activity will usually persist for 24 hours following recommended dosage.

When used in streptococcal infections, therapy should be continued for 10 days.

Administration of adequate amounts of fluid along with capsule form of drugs in the tetracycline class is recommended to wash down the drugs and reduce the risk of esophageal irritation and ulceration. (See ADVERSE REACTIONS.)

If gastric irritation occurs, it is recommended that doxycycline be given with food or milk. The absorption of doxycycline is not markedly influenced by simultaneous ingestion of food or milk.

Studies to date have indicated that administration of doxycycline at the usual recommended doses does not lead to excessive accumulation of doxycycline in patients with renal impairment.

Uncomplicated gonococcal infections in adults (except anorectal infections in men): 100 mg, by mouth, twice a day for 7 days. As an alternate single visit dose, administer 300 mg stat followed in one hour by a second 300 mg dose. The dose may be administered with food, including milk or carbonated beverage, as required.

Uncomplicated urethral, endocervical, or rectal infection in adults caused by *Chlamydia trachomatis*: 100 mg, by mouth twice a day for 7 days.

Nongonococcal urethritis (NGU) caused by *C. trachomatis* or *U. urealyticum*: 100 mg by mouth, twice a day for 7 days.

Syphilis – early: Patients who are allergic to penicillin should be treated with doxycycline 100 mg, by mouth, twice a day for 2 weeks.

Syphilis of more than one year's duration: Patients who are allergic to penicillin should be treated with doxycycline 100 mg, by mouth, twice a day for 4 weeks.

Acute epididymo-orchitis caused by *N. gonorrhoeae*: 100 mg, by mouth, twice a day for at least 10 days.

Acute epididymo-orchitis caused by *C. trachomatis*: 100 mg, by mouth, twice a day for at least 10 days.

For prophylaxis of malaria: For adults, the recommended dose is 100 mg daily. For children over 8 years of age, the recommended dose is 2 mg/kg given once daily up to

the adult dose. Prophylaxis should begin 1-2 days before travel to the malarious area. Prophylaxis should be continued daily during travel in the malarious area and for 4 weeks after the traveler leaves the malarious area.

Inhalational anthrax (post-exposure):

ADULTS: 100 mg of doxycycline, by mouth, twice a day for 60 days.

CHILDREN: weighing less than 45 kg; 2.2 mg/kg of body weight by mouth, twice a day for 60 days. Children weighing 45 kg or more should receive the adult dose.

## HOW SUPPLIED

| Product Name                             | Dosage Form | Product Description  | NDC Number and Pack Size                         |
|--|-------------|--|--|
| Doxycycline Hyclate Capsules USP, 100 mg | Capsules    | It is supplied as size '0' capsule, containing yellow to pale yellow colored powder, having blue opaque cap and blue opaque body with '186' imprinted on the cap and equivalent to 100 mg doxycycline. | Bottle of 50's<br>NDC 33342-386-08               |
|  |             |  | Bottle of 500's<br>NDC 33342-386-15              |
|  |             |  | Carton of 100's<br>(Unit dose pack of 10 x 10's) |
|  |             |  | NDC 33342-386-12                                 |

Store at 20° to 25°C (68° to 77°F); excursions permitted between 15° to 30°C (59° to 86° F). [See USP Controlled Room Temperature].

## ANIMAL PHARMACOLOGY AND ANIMAL TOXICOLOGY

Hyperpigmentation of the thyroid has been produced by members of the tetracycline class in the following species: in rats by oxytetracycline, doxycycline, tetracycline PO<sub>4</sub>, and methacycline; in minipigs by doxycycline, minocycline, tetracycline PO<sub>4</sub>, and methacycline; in dogs by doxycycline and minocycline; in monkeys by minocycline.

Minocycline, tetracycline PO<sub>4</sub>, methacycline, doxycycline, tetracycline base, oxytetracycline HCl, and tetracycline HCl were goitrogenic in rats fed a low iodine diet. This goitrogenic effect was accompanied by high radioactive iodine uptake.

Administration of minocycline also produced a large goiter with high radioiodine uptake in rats fed a relatively high iodine diet.

Treatment of various animal species with this class of drugs has also resulted in the induction of thyroid hyperplasia in the following: in rats and dogs (minocycline); in chickens (chlortetracycline); and in rats and mice (oxytetracycline). Adrenal gland hyperplasia has been observed in goats and rats treated with oxytetracycline.

## REFERENCES

1. Friedman JM and Polifka JE. *Teratogenic Effects of Drugs. A Resource for Clinicians (TERIS)*. Baltimore, MD: The Johns Hopkins University Press, 2000: 149-195.
2. Cziezel AE and Rockenbauer M. Teratogenic study of doxycycline. *Obstet Gynecol* 1997; 89: 524-528.
3. Horne HW Jr and Kundsinn RB. The role of mycoplasma among 81 consecutive pregnancies: a prospective study. *Int J Fertil* 1980; 25: 315-317.
4. Hale T. *Medications and Mothers Milk. 9th edition*. Amarillo, TX: Pharmasoft Publishing, 2000: 225-226.

Manufactured for:

**Macleods Pharma USA, Inc.**

Manufactured for:

Macleods Pharma USA, Inc.

Princeton, NJ 08540

Manufactured by:

Macleods Pharmaceuticals Ltd.

Baddi, Himachal Pradesh, 174101 INDIA




Revised: 12/2025

## PACKAGE LABEL-PRINCIPAL DISPLAY PANEL

Doxycycline Hyclate Capsules USP, 100 mg


50's Container pack


NDC: 33342-386-08

|   |  |   |   |
|---|--|---|---|
| <br>3334238608<br>N3 | <br>NDC 33342-386-08                  | <p>*Each capsule contains:<br/>Doxycycline hyclate USP<br/>equivalent to doxycycline 100 mg</p> <p><b>Usual Dosage:</b><br/>See accompanying<br/>prescribing information.</p> <p>Store at 20° to 25°C<br/>(68° to 77°F); excursions<br/>permitted between<br/>15° to 30°C (59° to 86°F)<br/>[see USP Controlled Room<br/>Temperature]</p> <p>Dispense in tight,<br/>light-resistant containers (USP).</p> |  |
|   | <p><b>Doxycycline<br/>Hyclate<br/>Capsules, USP</b></p> <p><b>100 mg*</b></p> <p>R<sub>x</sub> Only      50 Capsules</p> | <p>Manufactured by :<br/><b>Macleods Pharma USA, Inc.</b><br/>Princeton, NJ 08540</p> <p>Manufactured by :<br/>Macleods Pharmaceuticals Ltd.<br/>Baddi, Himachal Pradesh-174101, India</p> <p>Code No.: HP/152/07<br/>PMXXXXXX</p>  | <p><b>OPZ AREA</b></p>  |

Doxycycline Hyclate Capsules USP, 100 mg

NDC: 33342-386-15





NDC 33342-386-15

**Doxycycline  
Hyclate  
Capsules, USP**

**100 mg\***

\*Each capsule contains:  
Doxycycline hyclate USP  
equivalent to doxycycline 100 mg

**Usual Dosage:**  
See accompanying  
prescribing information.

Store at 20° to 25°C  
(68° to 77°F); excursions  
permitted between  
15° to 30°C (59° to 86°F)  
[see USP Controlled Room  
Temperature]

Dispense in tight,  
light-resistant containers (USP).


R<sub>x</sub> Only

**500 Capsules**

Manufactured for :  
**Macleods Pharma USA, Inc.**  
Princeton, NJ 08540

Manufactured by :  
Macleods Pharmaceuticals Ltd.  
Baddi, Himachal Pradesh-174101, India

Code No. : HP/152/07  
PMXXXXXX



OPZ AREA

# Doxycycline Hyclate Capsules USP, 100 mg

## 10 x 10's Carton pack

NDC: 33342-386-12

|  |   |  |
|--|---|--|
|  | <div data-bbox="745 140 846 186" data-label="Image"></div> <div data-bbox="711 203 881 222" data-label="Text">NDC 33342-386-12</div> <div data-bbox="591 273 1005 371" data-label="Section-Header"> <h1>Doxycycline Hyclate Capsules, USP</h1> </div> <div data-bbox="649 384 943 415" data-label="Text"> <b>100 mg per Capsule</b> </div> <div data-bbox="550 480 609 504" data-label="Text">Rx Only</div> <div data-bbox="833 483 1049 506" data-label="Text">100 (10 x 10) Unit-dose Capsules</div>  | <div data-bbox="1437 268 1495 380" data-label="Image"></div> |
|  | <div data-bbox="550 560 1015 592" data-label="Section-Header"> <h2>Doxycycline Hyclate Capsules, USP</h2> </div> <div data-bbox="553 598 802 630" data-label="Text"> <b>100 mg per Capsule</b> </div> <div data-bbox="550 682 652 705" data-label="Image"></div> <div data-bbox="550 711 760 764" data-label="Text"> <p>Manufactured for :<br/> <b>Macleods Pharma USA, Inc.</b><br/> Princeton, NJ 08540</p> </div> <div data-bbox="550 770 829 823" data-label="Text"> <p>Manufactured by :<br/> Macleods Pharmaceuticals Ltd.<br/> Baddi, Himachal Pradesh-174101, India</p> </div> <div data-bbox="550 837 703 856" data-label="Text">Code No.: HP/152/07</div> <div data-bbox="823 674 911 693" data-label="Text">Batch No.:</div> <div data-bbox="823 709 911 730" data-label="Text">Exp. Date:</div> <div data-bbox="829 762 1036 867" data-label="Image"></div>                                       |  |
| <div data-bbox="105 1075 154 1186" data-label="Image"></div> | <div data-bbox="544 947 758 966" data-label="Text">100 (10 x 10) Unit-dose Capsules</div> <div data-bbox="980 947 1039 968" data-label="Text">Rx Only</div> <div data-bbox="649 1035 943 1066" data-label="Text"> <b>100 mg per Capsule</b> </div> <div data-bbox="589 1083 1002 1176" data-label="Section-Header"> <h1>Doxycycline Hyclate Capsules, USP</h1> </div> <div data-bbox="709 1228 881 1249" data-label="Text">NDC 33342-386-12</div> <div data-bbox="745 1266 846 1312" data-label="Image"></div>  |  |
|  | <div data-bbox="550 1373 1015 1404" data-label="Section-Header"> <h2>Doxycycline Hyclate Capsules, USP</h2> </div> <div data-bbox="553 1413 802 1442" data-label="Text"> <b>100 mg per Capsule</b> </div> <div data-bbox="550 1459 729 1530" data-label="Text"> <p>Each capsule contains:<br/> Doxycycline hyclate USP<br/> equivalent to<br/> doxycycline 100 mg</p> </div> <div data-bbox="550 1568 716 1625" data-label="Text"> <p><b>Usual Dosage:</b><br/> See accompanying<br/> prescribing information.</p> </div> <div data-bbox="777 1459 1034 1554" data-label="Text"> <p>Store at 20° to 25°C (68° to 77°F);<br/> excursions permitted between<br/> 15° to 30°C (59° to 86° F). [See<br/> USP Controlled Room Temperature].<br/> Keep out of reach of children.</p> </div> <div data-bbox="777 1568 985 1604" data-label="Text"> <p>THIS UNIT-DOSE PACKAGE<br/> IS NOT CHILD-RESISTANT.</p> </div> |  |

## DOXYCYCLINE HYCLATE

doxycycline hyclate capsule

### Product Information

**Product Type**

HUMAN PRESCRIPTION DRUG

**Item Code (Source)**

NDC:33342-386

|  |  |   |                      |                    |
|--|--|---|----------------------|--------------------|
| Route of Administration  |  | ORAL  |                      |                    |
|  |  |   |                      |                    |
| Active Ingredient/Active Moiety  |  |   |                      |                    |
| Ingredient Name  |  | Basis of Strength                                       | Strength             |                    |
| DOXYCYCLINE HYCLATE (UNII: 19XTS3T51U) (DOXYCYCLINE ANHYDROUS - UNII:334895S862) |  | DOXYCYCLINE ANHYDROUS                                   | 100 mg               |                    |
|  |  |   |                      |                    |
| Inactive Ingredients   |  |   |                      |                    |
| Ingredient Name  |  |   | Strength             |                    |
| CELLULOSE, MICROCRYSTALLINE (UNII: OP1R32D61U)                                   |  |   |                      |                    |
| CROSCARMELLOSE SODIUM (UNII: M28OL1HH48)   |  |   |                      |                    |
| FD&C BLUE NO. 1 (UNII: H3R47K3TBD)   |  |   |                      |                    |
| GELATIN (UNII: 2G86QN327L)   |  |   |                      |                    |
| MAGNESIUM STEARATE (UNII: 70097M6I30)  |  |   |                      |                    |
| SILICON DIOXIDE (UNII: ETJ7Z6XBU4)   |  |   |                      |                    |
| SODIUM LAURYL SULFATE (UNII: 368GB5141J)   |  |   |                      |                    |
| STARCH, CORN (UNII: O8232NY3SJ)  |  |   |                      |                    |
| TITANIUM DIOXIDE (UNII: 15FIX9V2JP)  |  |   |                      |                    |
| SHELLAC (UNII: MB5IUD6JUA)   |  |   |                      |                    |
| FERROSOFERRIC OXIDE (UNII: XM0M87F357)   |  |   |                      |                    |
|  |  |   |                      |                    |
| Product Characteristics  |  |   |                      |                    |
| Color  | BLUE (blue opaque cap) , BLUE (blue opaque body) | Score   | no score             |                    |
| Shape  | CAPSULE  | Size  | 22mm                 |                    |
| Flavor   |  | Imprint Code  | I86                  |                    |
| Contains   |  |   |                      |                    |
|  |  |   |                      |                    |
| Packaging  |  |   |                      |                    |
| #  | Item Code  | Package Description                                     | Marketing Start Date | Marketing End Date |
| 1  | NDC:33342-386-08                                 | 50 in 1 BOTTLE; Type 0: Not a Combination Product       | 12/09/2025           |                    |
| 2  | NDC:33342-386-15                                 | 500 in 1 BOTTLE; Type 0: Not a Combination Product      | 12/09/2025           |                    |
| 3  | NDC:33342-386-12                                 | 10 in 1 CARTON  | 12/09/2025           |                    |
| 3  |  | 10 in 1 BLISTER PACK; Type 0: Not a Combination Product |                      |                    |
|  |  |   |                      |                    |
| Marketing Information  |  |   |                      |                    |
| Marketing Category   |  | Application Number or Monograph Citation                | Marketing Start Date | Marketing End Date |
| ANDA   |  | ANDA211137  | 12/09/2025           |                    |



**Labeler** - Macleods Pharmaceuticals Limited (862128535)

## Establishment

| Name                             | Address | ID/FEI    | Business Operations   |
|----------------------------------|---------|-----------|---|
| Macleods Pharmaceuticals Limited |         | 676369519 | ANALYSIS(33342-386) , LABEL(33342-386) , MANUFACTURE(33342-386) , PACK(33342-386) |

Revised: 12/2025

Macleods Pharmaceuticals Limited