

BUSPIRONE HYDROCHLORIDE- buspirone hydrochloride tablet
Dr. Reddy's Laboratories Limited

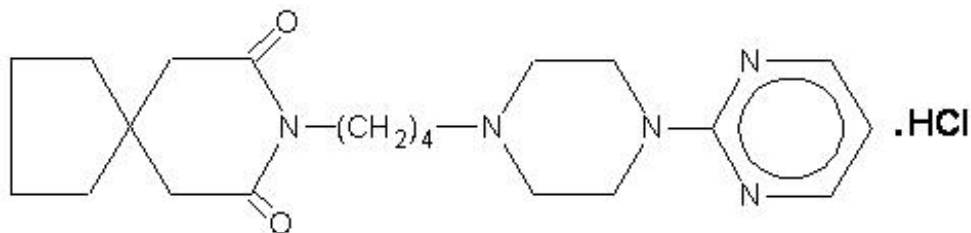
Buspirone Hydrochloride

(Patient Instruction Sheet Included)

DESCRIPTION

Buspirone hydrochloride, USP is an antianxiety agent that is not chemically or pharmacologically related to the benzodiazepines, barbiturates, or other sedative/anxiolytic drugs.

Buspirone hydrochloride is a white crystalline, water soluble compound with a molecular weight of 422.0. Chemically, buspirone hydrochloride is 8-[4-[4-(2-pyrimidinyl)-1-piperazinyl]butyl]-8-azaspiro[4.5]decane-7,9- dione monohydrochloride. The empirical formula $C_{21}H_{31}N_5O_2 \cdot HCl$ is represented by the following structural formula:



Buspirone hydrochloride is supplied as tablets for oral administration containing 5 mg, 10 mg, 15 mg, or 30 mg of buspirone hydrochloride, USP (equivalent to 4.6 mg, 9.1 mg, 13.7 mg, and 27.4 mg of buspirone free base, respectively). The 5 mg and 10 mg tablets are scored so they can be bisected. Thus, the 5 mg tablet can also provide a 2.5 mg dose, and the 10 mg tablet can provide a 5 mg dose. The 15 mg and 30 mg tablets are provided in a multi-scored tablet design. These tablets are scored so they can be either bisected or trisected. Thus, a single 15 mg tablet can provide the following doses: 15 mg (entire tablet), 10 mg (two thirds of a tablet), 7.5 mg (one half of a tablet), or 5 mg (one third of a tablet). A single 30 mg tablet can provide the following doses: 30 mg (entire tablet), 20 mg (two thirds of a tablet), 15 mg (one half of a tablet), or 10 mg (one third of a tablet). Buspirone hydrochloride tablets contain the following inactive ingredients: colloidal silicon dioxide, lactose monohydrate, magnesium stearate, microcrystalline cellulose, and sodium starch glycolate. The 30 mg tablet also contains ferric oxide.

CLINICAL PHARMACOLOGY

The mechanism of action of buspirone is unknown. Buspirone differs from typical benzodiazepine anxiolytics in that it does not exert anticonvulsant or muscle relaxant effects. It also lacks the prominent sedative effect that is associated with more typical anxiolytics. *In vitro* preclinical studies have shown that buspirone has a high affinity for serotonin (5-HT_{1A}) receptors. Buspirone has no significant affinity for benzodiazepine receptors and does not affect GABA binding *in vitro* or *in vivo* when tested in preclinical models.

Buspirone has moderate affinity for brain D₂-dopamine receptors. Some studies do suggest that buspirone may have indirect effects on other neurotransmitter systems.

Buspirone is rapidly absorbed in man and undergoes extensive first-pass metabolism. In a radiolabeled study, unchanged buspirone in the plasma accounted for only about 1% of the radioactivity in the plasma. Following oral administration, plasma concentrations of unchanged buspirone are very low and variable between subjects. Peak plasma levels of 1 ng/mL to 6 ng/mL have been observed 40 to 90 minutes

after single oral doses of 20 mg. The single-dose bioavailability of unchanged buspirone when taken as a tablet is on the average about 90% of an equivalent dose of solution, but there is large variability.

The effects of food upon the bioavailability of buspirone have been studied in eight subjects. They were given a 20 mg dose with and without food; the area under the plasma concentration-time curve (AUC) and peak plasma concentration (C_{max}) of unchanged buspirone increased by 84% and 116%, respectively, but the total amount of buspirone immunoreactive material did not change. This suggests that food may decrease the extent of presystemic clearance of buspirone (see **DOSAGE AND ADMINISTRATION**).

A multiple-dose study conducted in 15 subjects suggests that buspirone has nonlinear pharmacokinetics. Thus, dose increases and repeated dosing may lead to somewhat higher blood levels of unchanged buspirone than would be predicted from results of single-dose studies.

An *in vitro* protein binding study indicated that approximately 86% of buspirone is bound to plasma proteins. It was also observed that aspirin increased the plasma levels of free buspirone by 23%, while flurazepam decreased the plasma levels of free buspirone by 20%. However, it is not known whether these drugs cause similar effects on plasma levels of free buspirone *in vivo*, or whether such changes, if they do occur, cause clinically significant differences in treatment outcome. An *in vitro* study indicated that buspirone did not displace highly protein-bound drugs such as phenytoin, warfarin, and propranolol from plasma protein, and that buspirone may displace digoxin.

Buspirone is metabolized primarily by oxidation, which *in vitro* has been shown to be mediated by cytochrome P450 3A4 (CYP3A4). (See **PRECAUTIONS : Drug Interactions**). Several hydroxylated derivatives and a pharmacologically active metabolite, 1-pyrimidinylpiperazine (1-PP), are produced. In animal models predictive of anxiolytic potential, 1-PP has about one quarter of the activity of buspirone, but is present in up to 20-fold greater amounts. However, this is probably not important in humans: blood samples from humans chronically exposed to buspirone hydrochloride do not exhibit high levels of 1-PP; mean values are approximately 3 ng/mL and the highest human blood level recorded among 108 chronically dosed patients was 17 ng/mL, less than 1/200th of 1-PP levels found in animals given large doses of buspirone without signs of toxicity.

In a single-dose study using ^{14}C -labeled buspirone, 29% to 63% of the dose was excreted in the urine within 24 hours, primarily as metabolites; fecal excretion accounted for 18% to 38% of the dose. The average elimination half-life of unchanged buspirone after single doses of 10 mg to 40 mg is about 2 to 3 hours.

Special Populations

Age and Gender Effects

After single or multiple doses in adults, no significant differences in buspirone pharmacokinetics (AUC and C_{max}) were observed between elderly and younger subjects or between men and women.

Hepatic Impairment

After multiple-dose administration of buspirone to patients with hepatic impairment, steady-state AUC of buspirone increased 13-fold compared with healthy subjects (see **PRECAUTIONS**).

Renal Impairment

After multiple-dose administration of buspirone to renally impaired ($Cl_{cr} = 10-70$ mL/min/1.73 m²) patients, steady-state AUC of buspirone increased 4-fold compared with healthy ($Cl_{cr} \geq 80$ mL/min/1.73 m²) subjects (see **PRECAUTIONS**).

Race Effects

The effects of race on the pharmacokinetics of buspirone have not been studied.

INDICATIONS AND USAGE

Buspirone hydrochloride tablets are indicated for the management of anxiety disorders or the short-term relief of the symptoms of anxiety. Anxiety or tension associated with the stress of everyday life usually does not require treatment with an anxiolytic.

The efficacy of buspirone hydrochloride tablets has been demonstrated in controlled clinical trials of outpatients whose diagnosis roughly corresponds to Generalized Anxiety Disorder (GAD). Many of the patients enrolled in these studies also had coexisting depressive symptoms and buspirone hydrochloride tablets relieved anxiety in the presence of these coexisting depressive symptoms. The patients evaluated in these studies had experienced symptoms for periods of 1 month to over 1 year prior to the study, with an average symptom duration of 6 months. Generalized Anxiety Disorder (300.02) is described in the American Psychiatric Association's Diagnostic and Statistical Manual, III¹ as follows:

Generalized, persistent anxiety (of at least 1 month continual duration), manifested by symptoms from three of the four following categories:

1. Motor tension: shakiness, jitteriness, jumpiness, trembling, tension, muscle aches, fatigability, inability to relax, eyelid twitch, furrowed brow, strained face, fidgeting, restlessness, easy startle.
2. Autonomic hyperactivity: sweating, heart pounding or racing, cold, clammy hands, dry mouth, dizziness, lightheadedness, paresthesias (tingling in hands or feet), upset stomach, hot or cold spells, frequent urination, diarrhea, discomfort in the pit of the stomach, lump in the throat, flushing, pallor, high resting pulse and respiration rate.
3. Apprehensive expectation: anxiety, worry, fear, rumination, and anticipation of misfortune to self or others.
4. Vigilance and scanning: hyperattentiveness resulting in distractibility, difficulty in concentrating, insomnia, feeling "on edge," irritability, impatience.

The above symptoms would not be due to another mental disorder, such as a depressive disorder or schizophrenia. However, mild depressive symptoms are common in GAD.

The effectiveness of buspirone hydrochloride tablets in long-term use, that is, for more than 3 to 4 weeks, has not been demonstrated in controlled trials. There is no body of evidence available that systematically addresses the appropriate duration of treatment for GAD. However, in a study of long-term use, 264 patients were treated with buspirone hydrochloride tablets for 1 year without ill effect. Therefore, the physician who elects to use buspirone hydrochloride for extended periods should periodically reassess the usefulness of the drug for the individual patient.

CONTRAINDICATIONS

Buspirone hydrochloride tablets are contraindicated in patients hypersensitive to buspirone hydrochloride.

WARNINGS

The administration of buspirone hydrochloride tablets to a patient taking a monoamine oxidase inhibitor (MAOI) may pose a hazard. There have been reports of the occurrence of elevated blood pressure when buspirone hydrochloride has been added to a regimen including an MAOI. Therefore, it is recommended that buspirone hydrochloride not be used concomitantly with an MAOI.

Because buspirone has no established antipsychotic activity, it should not be employed in lieu of appropriate antipsychotic treatment.

PRECAUTIONS

General

Interference with Cognitive and Motor Performance

Studies indicate that buspirone hydrochloride is less sedating than other anxiolytics and that it does not produce significant functional impairment. However, its CNS effects in any individual patient may not be predictable. Therefore, patients should be cautioned about operating an automobile or using complex machinery until they are reasonably certain that buspirone treatment does not affect them adversely.

While formal studies of the interaction of buspirone hydrochloride with alcohol indicate that buspirone does not increase alcohol-induced impairment in motor and mental performance, it is prudent to avoid concomitant use of alcohol and buspirone.

Potential for Withdrawal Reactions in Sedative/Hypnotic/Anxiolytic Drug-Dependent Patients

Because buspirone hydrochloride does not exhibit cross-tolerance with benzodiazepines and other common sedative/hypnotic drugs, it will not block the withdrawal syndrome often seen with cessation of therapy with these drugs. Therefore, before starting therapy with buspirone hydrochloride tablets, it is advisable to withdraw patients gradually, especially patients who have been using a CNS-depressant drug chronically, from their prior treatment. Rebound or withdrawal symptoms may occur over varying time periods, depending in part on the type of drug, and its effective half-life of elimination.

The syndrome of withdrawal from sedative/hypnotic/anxiolytic drugs can appear as any combination of irritability, anxiety, agitation, insomnia, tremor, abdominal cramps, muscle cramps, vomiting, sweating, flu-like symptoms without fever, and occasionally, even as seizures.

Possible Concerns Related to Buspirone's Binding to Dopamine Receptors

Because buspirone can bind to central dopamine receptors, a question has been raised about its potential to cause acute and chronic changes in dopamine-mediated neurological function (eg, dystonia, pseudo-parkinsonism, akathisia, and tardive dyskinesia). Clinical experience in controlled trials has failed to identify any significant neuroleptic-like activity; however, a syndrome of restlessness, appearing shortly after initiation of treatment, has been reported in some small fraction of buspirone-treated patients. The syndrome may be explained in several ways. For example, buspirone may increase central noradrenergic activity; alternatively, the effect may be attributable to dopaminergic effects (ie, represent akathisia). See **ADVERSE REACTIONS: Postmarketing Experience**.

Information for patients

To assure safe and effective use of buspirone hydrochloride tablets, the following information and instructions should be given to patients:

1. Inform your physician about any medications, prescription or non-prescription, alcohol, or drugs that you are now taking or plan to take during your treatment with buspirone hydrochloride tablets.
2. Inform your physician if you are pregnant, or if you are planning to become pregnant, or if you become pregnant while you are taking buspirone hydrochloride tablets.
3. Inform your physician if you are breast-feeding an infant.
4. Until you experience how this medication affects you, do not drive a car or operate potentially dangerous machinery.
5. You should take buspirone hydrochloride consistently, either always with or always without food.
6. During your treatment with buspirone hydrochloride tablets, avoid drinking large amounts of grapefruit juice.

Laboratory Tests

There are no specific laboratory tests recommended.

Drug Interactions

Psychotropic Agents

MAO inhibitors: It is recommended that buspirone hydrochloride *not* be used concomitantly with MAO inhibitors (see **WARNINGS**).

Amitriptyline: After addition of buspirone to the amitriptyline dose regimen, no statistically significant differences in the steady-state pharmacokinetic parameters (C_{max} , AUC, and C_{min}) of amitriptyline or its metabolite nortriptyline were observed.

Diazepam: After addition of buspirone to the diazepam dose regimen, no statistically significant differences in the steady-state pharmacokinetic parameters (C_{max} , AUC, and C_{min}) were observed for diazepam, but increases of about 15% were seen for nordiazepam, and minor adverse clinical effects (dizziness, headache, and nausea) were observed.

Haloperidol: In a study in normal volunteers, concomitant administration of buspirone and haloperidol resulted in increased serum haloperidol concentrations. The clinical significance of this finding is not clear.

Nefazodone: (see **Inhibitors and Inducers of Cytochrome P450 3A4 [CYP3A4]**)

Trazodone: There is one report suggesting that the concomitant use of Desyrel® (trazodone hydrochloride) and buspirone may have caused 3- to 6-fold elevations on SGPT (ALT) in a few patients. In a similar study attempting to replicate this finding, no interactive effect on hepatic transaminases was identified.

Triazolam/Flurazepam: Coadministration of buspirone with either triazolam or flurazepam did not appear to prolong or intensify the sedative effects of either benzodiazepine.

Other Psychotropics: Because the effects of concomitant administration of buspirone with most other psychotropic drugs have not been studied, the concomitant use of buspirone with other CNS-active drugs should be approached with caution.

Inhibitors and Inducers of Cytochrome P450 3A4 (CYP3A4)

Buspirone has been shown *in vitro* to be metabolized by CYP3A4. This finding is consistent with the *in vivo* interactions observed between buspirone and the following:

Diltiazem and Verapamil: In a study of nine healthy volunteers, coadministration of buspirone (10 mg as a single dose) with verapamil (80 mg t.i.d.) or diltiazem (60 mg t.i.d.) increased plasma buspirone concentrations (verapamil increased AUC and C_{max} of buspirone 3.4-fold while diltiazem increased AUC and C_{max} 5.5-fold and 4-fold, respectively.) Adverse events attributable to buspirone may be more likely during concomitant administration with either diltiazem or verapamil. Subsequent dose adjustment may be necessary and should be based on clinical assessment.

Erythromycin: In a study in healthy volunteers, coadministration of buspirone (10 mg as a single dose) with erythromycin (1.5 g/day for 4 days) increased plasma buspirone concentrations (5-fold increase in C_{max} and 6-fold increase in AUC). These pharmacokinetic interactions were accompanied by an increased incidence of side effects attributable to buspirone. If the two drugs are to be used in combination, a low dose of buspirone (eg, 2.5 mg b.i.d.) is recommended. Subsequent dose adjustment of either drug should be based on clinical assessment.

Grapefruit Juice: In a study in healthy volunteers, coadministration of buspirone (10 mg as a single dose) with grapefruit juice (200 mL double-strength t.i.d. for 2 days) increased plasma buspirone concentrations (4.3-fold increase in C_{max} ; 9.2-fold increase in AUC). Patients receiving buspirone should be advised to avoid drinking such large amounts of grapefruit juice.

Itraconazole: In a study in healthy volunteers, coadministration of buspirone (10 mg as a single dose) with itraconazole (200 mg/day for 4 days) increased plasma buspirone concentrations (13-fold increase in C_{max} and 19-fold increase in AUC). These pharmacokinetic interactions were accompanied by an increased incidence of side effects attributable to buspirone. If the two drugs are to be used in combination, a low dose of buspirone (eg, 2.5 mg q.d.) is recommended. Subsequent dose adjustment of

either drug should be based on clinical assessment.

Nefazodone: In a study of steady-state pharmacokinetics in healthy volunteers, coadministration of buspirone (2.5 or 5 mg b.i.d.) with nefazodone (250 mg b.i.d.) resulted in marked increases in plasma buspirone concentrations (increases up to 20-fold in C_{max} and up to 50-fold in AUC) and statistically significant decreases (about 50%) in plasma concentrations of the buspirone metabolite 1-PP. With 5 mg b.i.d. doses of buspirone, slight increases in AUC were observed for nefazodone (23%) and its metabolites hydroxynefazodone (HO-NEF) (17%) and meta-chlorophenylpiperazine (9%). Slight increases in C_{max} were observed for nefazodone (8%) and its metabolite HO-NEF (11%). Subjects receiving buspirone 5 mg b.i.d. and nefazodone 250 mg b.i.d. experienced lightheadedness, asthenia, dizziness, and somnolence, adverse events also observed with either drug alone. If the two drugs are to be used in combination, a low dose of buspirone (eg, 2.5 mg q.d.) is recommended. Subsequent dose adjustment of either drug should be based on clinical assessment.

Rifampin: In a study in healthy volunteers, coadministration of buspirone (30 mg as a single dose) with rifampin (600 mg/day for 5 days) decreased the plasma concentrations (83.7% decrease in C_{max} ; 89.6% decrease in AUC) and pharmacodynamic effects of buspirone. If the two drugs are to be used in combination, the dosage of buspirone may need adjusting to maintain anxiolytic effect.

Other Inhibitors and Inducers of CYP3A4: Substances that inhibit CYP3A4, such as ketoconazole or ritonavir, may inhibit buspirone metabolism and increase plasma concentrations of buspirone while substances that induce CYP3A4, such as dexamethasone or certain anticonvulsants (phenytoin, phenobarbital, carbamazepine), may increase the rate of buspirone metabolism. If a patient has been titrated to a stable dosage on buspirone, a dose adjustment of buspirone may be necessary to avoid adverse events attributable to buspirone or diminished anxiolytic activity. Consequently, when administered with a potent inhibitor of CYP3A4, a low dose of buspirone used cautiously is recommended. When used in combination with a potent inducer of CYP3A4 the dosage of buspirone may need adjusting to maintain anxiolytic effect.

Other Drugs

Cimetidine: Coadministration of buspirone with cimetidine was found to increase C_{max} (40%) and T_{max} (2-fold), but had minimal effects on the AUC of buspirone.

Protein Binding

In vitro, buspirone does not displace tightly bound drugs like phenytoin, propranolol, and warfarin from serum proteins. However, there has been one report of prolonged prothrombin time when buspirone was added to the regimen of a patient treated with warfarin. The patient was also chronically receiving phenytoin, phenobarbital, digoxin, and Synthroid®. *In vitro*, buspirone may displace less firmly bound drugs like digoxin. The clinical significance of this property is unknown.

Therapeutic levels of aspirin, desipramine, diazepam, flurazepam, ibuprofen, propranolol, thioridazine, and tolbutamide had only a limited effect on the extent of binding of buspirone to plasma proteins (see **CLINICAL PHARMACOLOGY**).

Drug/Laboratory Test Interactions

Buspirone hydrochloride may interfere with the urinary metanephrine/catecholamine assay. It has been mistakenly read as metanephrine during routine assay testing for pheochromocytoma, resulting in a false positive laboratory result. Buspirone hydrochloride should therefore be discontinued for at least 48 hours prior to undergoing a urine collection for catecholamines.

Carcinogenesis, Mutagenesis, Impairment of Fertility

No evidence of carcinogenic potential was observed in rats during a 24-month study at approximately 133 times the maximum recommended human oral dose; or in mice, during an 18-month study at approximately 167 times the maximum recommended human oral dose.

With or without metabolic activation, buspirone did not induce point mutations in five strains of *Salmonella typhimurium* (Ames Test) or mouse lymphoma L5178YTK⁺ cell cultures, nor was DNA damage observed with buspirone in Wi-38 human cells. Chromosomal aberrations or abnormalities did not occur in bone marrow cells of mice given one or five daily doses of buspirone.

Pregnancy

Teratogenic Effects

Pregnancy Category B: No fertility impairment or fetal damage was observed in reproduction studies performed in rats and rabbits at buspirone doses of approximately 30 times the maximum recommended human dose. In humans, however, adequate and well-controlled studies during pregnancy have *not* been performed. Because animal reproduction studies are not always predictive of human response, this drug should be used during pregnancy only if clearly needed.

Labor and Delivery

The effect of buspirone hydrochloride on labor and delivery in women is unknown. No adverse effects were noted in reproduction studies in rats.

Nursing Mothers

The extent of the excretion in human milk of buspirone or its metabolites is not known. In rats, however, buspirone and its metabolites are excreted in milk. Buspirone hydrochloride administration to nursing women should be avoided if clinically possible.

Pediatric Use

The safety and effectiveness of buspirone were evaluated in two placebo-controlled 6-week trials involving a total of 559 pediatric patients (ranging from 6 to 17 years of age) with GAD. Doses studied were 7.5 mg to 30 mg b.i.d. (15-60 mg/day). There were no significant differences between buspirone and placebo with regard to the symptoms of GAD following doses recommended for the treatment of GAD in adults. Pharmacokinetic studies have shown that, for identical doses, plasma exposure to buspirone and its active metabolite, 1-PP, are equal to or higher in pediatric patients than adults. No unexpected safety findings were associated with buspirone in these trials. There are no long-term safety or efficacy data in this population.

Geriatric Use

In one study of 6632 patients who received buspirone for the treatment of anxiety, 605 patients were \geq 65 years old and 41 were \geq 75 years old; the safety and efficacy profiles for these 605 elderly patients (mean age = 70.8 years) were similar to those in the younger population (mean age = 43.3 years). Review of spontaneously reported adverse clinical events has not identified differences between elderly and younger patients, but greater sensitivity of some older patients cannot be ruled out.

There were no effects of age on the pharmacokinetics of buspirone (see **CLINICAL PHARMACOLOGY: Special Populations**)

Use in Patients with Impaired Hepatic or Renal Function

Buspirone is metabolized by the liver and excreted by the kidneys. A pharmacokinetic study in patients with impaired hepatic or renal function demonstrated increased plasma levels and a lengthened half-life of buspirone. Therefore, the administration of buspirone hydrochloride to patients with severe hepatic or renal impairment cannot be recommended (see **CLINICAL PHARMACOLOGY**).

ADVERSE REACTIONS (See also PRECAUTIONS)

Commonly Observed

The more commonly observed untoward events associated with the use of buspirone hydrochloride not seen at an equivalent incidence among placebo-treated patients include dizziness, nausea, headache, nervousness, lightheadedness, and excitement.

Associated with Discontinuation of Treatment

One guide to the relative clinical importance of adverse events associated with buspirone is provided by the frequency with which they caused drug discontinuation during clinical testing. Approximately 10% of the 2200 anxious patients who participated in the buspirone premarketing clinical efficacy trials in anxiety disorders lasting 3 to 4 weeks discontinued treatment due to an adverse event. The more common events causing discontinuation included: central nervous system disturbances (3.4%), primarily dizziness, insomnia, nervousness, drowsiness, and lightheaded feeling; gastrointestinal disturbances (1.2%), primarily nausea; and miscellaneous disturbances (1.1%), primarily headache and fatigue. In addition, 3.4% of patients had multiple complaints, none of which could be characterized as primary.

Incidence in Controlled Clinical Trials

The table that follows enumerates adverse events that occurred at a frequency of 1% or more among buspirone hydrochloride patients who participated in 4-week, controlled trials comparing buspirone hydrochloride with placebo. The frequencies were obtained from pooled data for 17 trials. The prescriber should be aware that these figures cannot be used to predict the incidence of side effects in the course of usual medical practice where patient characteristics and other factors differ from those which prevailed in the clinical trials. Similarly, the cited frequencies cannot be compared with figures obtained from other clinical investigations involving different treatments, uses, and investigators. Comparison of the cited figures, however, does provide the prescribing physician with some basis for estimating the relative contribution of drug and nondrug factors to the side-effect incidence rate in the population studied.

TREATMENT-EMERGENT ADVERSE EXPERIENCE INCIDENCE IN PLACEBO-CONTROLLED CLINICAL TRIALS*		
(Percent of Patients Reporting)		
Adverse Experience	Buspirone Hydrochloride (n=477)	Placebo (n=464)
Cardiovascular		
Tachycardia/Palpitations	1	1
CNS		
Dizziness	12	3
Drowsiness	10	9
Nervousness	5	1
Insomnia	3	3
Lightheadedness	3	—
Decreased Concentration	2	2
Excitement	2	—
Anger/Hostility	2	—
Confusion	2	—
Depression EENT	2	2
Blurred Vision	2	—
Gastrointestinal		
Nausea	8	5
Dry Mouth	3	4
Abdominal/Gastric Distress	2	2

Diarrhea	2	—
Constipation	1	2
Vomiting	1	2
Musculoskeletal		
Musculoskeletal	1	
Aches/Pains		—
Neurological Numbness	2	—
Paresthesia	1	—
Incoordination	1	—
Tremor	1	—
Skin		
Skin Rash	1	—
Miscellaneous		
Headache	6	3
Fatigue	4	4
Weakness	2	—
Sweating/Clamminess	1	—

* Events reported by at least 1% of buspirone hydrochloride patients are included.

—Incidence less than 1%.

Other Events Observed During the Entire Premarketing Evaluation of Buspirone Hydrochloride Tablets

During its premarketing assessment, buspirone hydrochloride was evaluated in over 3500 subjects. This section reports event frequencies for adverse events occurring in approximately 3000 subjects from this group who took multiple doses of buspirone hydrochloride in the dose range for which buspirone hydrochloride is being recommended (ie, the modal daily dose of buspirone hydrochloride fell between 10 mg and 30 mg for 70% of the patients studied) and for whom safety data were systematically collected. The conditions and duration of exposure to buspirone hydrochloride varied greatly, involving well controlled studies as well as experience in open and uncontrolled clinical settings. As part of the total experience gained in clinical studies, various adverse events were reported. In the absence of appropriate controls in some of the studies, a causal relationship to buspirone hydrochloride treatment cannot be determined. The list includes all undesirable events reasonably associated with the use of the drug.

The following enumeration by organ system describes events in terms of their relative frequency of reporting in this data base. Events of major clinical importance are also described in the **PRECAUTIONS** section.

The following definitions of frequency are used: Frequent adverse events are defined as those occurring in at least 1/100 patients. Infrequent adverse events are those occurring in 1/100 to 1/1000 patients, while rare events are those occurring in less than 1/1000 patients.

Cardiovascular

Frequent was nonspecific chest pain; infrequent were syncope, hypotension, and hypertension; rare were cerebrovascular accident, congestive heart failure, myocardial infarction, cardiomyopathy, and bradycardia.

Central Nervous System

Frequent were dream disturbances; infrequent were depersonalization, dysphoria, noise intolerance, euphoria, akathisia, fearfulness, loss of interest, dissociative reaction, hallucinations, involuntary movements, slowed reaction time, suicidal ideation, and seizures; rare were feelings of claustrophobia,

cold intolerance, stupor, and slurred speech and psychosis.

EENT

Frequent were tinnitus, sore throat, and nasal congestion; infrequent were redness and itching of the eyes, altered taste, altered smell, and conjunctivitis; rare were inner ear abnormality, eye pain, photophobia, and pressure on eyes.

Endocrine

Rare were galactorrhea and thyroid abnormality.

Gastrointestinal

Infrequent were flatulence, anorexia, increased appetite, salivation, irritable colon, and rectal bleeding; rare was burning of the tongue.

Genitourinary

Infrequent were urinary frequency, urinary hesitancy, menstrual irregularity and spotting, and dysuria; rare were amenorrhea, pelvic inflammatory disease, enuresis, and nocturia.

Musculoskeletal

Infrequent were muscle cramps, muscle spasms, rigid/stiff muscles, and arthralgias; rare was muscle weakness.

Respiratory

Infrequent were hyperventilation, shortness of breath, and chest congestion; rare was epistaxis.

Sexual Function

Infrequent were decreased or increased libido; rare were delayed ejaculation and impotence.

Skin

Infrequent were edema, pruritus, flushing, easy bruising, hair loss, dry skin, facial edema, and blisters; rare were acne and thinning of nails.

Clinical Laboratory

Infrequent were increases in hepatic aminotransferases (SGOT, SGPT); rare were eosinophilia, leukopenia, and thrombocytopenia.

Miscellaneous

Infrequent were weight gain, fever, roaring sensation in the head, weight loss, and malaise; rare were alcohol abuse, bleeding disturbance, loss of voice, and hiccoughs.

Postmarketing Experience

Postmarketing experience has shown an adverse experience profile similar to that given above. Voluntary reports since introduction have included rare occurrences of allergic reactions (including urticaria), angioedema, cogwheel rigidity, dizziness (rarely reported as vertigo), dystonic reactions (including dystonia), ataxias, extrapyramidal symptoms, dyskinesias (acute and tardive), ecchymosis, emotional lability, serotonin syndrome, transient difficulty with recall, urinary retention, visual changes (including tunnel vision), parkinsonism, akathisia, restless leg syndrome, and restlessness. Because of the uncontrolled nature of these spontaneous reports, a causal relationship to buspirone hydrochloride treatment has not been determined.

DRUG ABUSE AND DEPENDENCE

Controlled Substance Class

Buspirone hydrochloride is not a controlled substance.

Physical and Psychological Dependence

In human and animal studies, buspirone has shown no potential for abuse or diversion and there is no evidence that it causes tolerance, or either physical or psychological dependence. Human volunteers with a history of recreational drug or alcohol usage were studied in two double-blind clinical investigations. None of the subjects were able to distinguish between buspirone hydrochloride and placebo. By contrast, subjects showed a statistically significant preference for methaqualone and diazepam. Studies in monkeys, mice, and rats have indicated that buspirone lacks potential for abuse.

Following chronic administration in the rat, abrupt withdrawal of buspirone did not result in the loss of body weight commonly observed with substances that cause physical dependency.

Although there is no direct evidence that buspirone hydrochloride causes physical dependence or drug-seeking behavior, it is difficult to predict from experiments the extent to which a CNS-active drug will be misused, diverted, and/or abused once marketed. Consequently, physicians should carefully evaluate patients for a history of drug abuse and follow such patients closely, observing them for signs of buspirone hydrochloride misuse or abuse (eg, development of tolerance, incrementation of dose, drug-seeking behavior).

OVERDOSAGE

Signs and Symptoms

In clinical pharmacology trials, doses as high as 375 mg/day were administered to healthy male volunteers. As this dose was approached, the following symptoms were observed: nausea, vomiting, dizziness, drowsiness, miosis, and gastric distress. A few cases of overdose have been reported, with complete recovery as the usual outcome. No deaths have been reported following overdose with buspirone hydrochloride alone. Rare cases of intentional overdose with a fatal outcome were invariably associated with ingestion of multiple drugs and/or alcohol, and a causal relationship to buspirone could not be determined. Toxicology studies of buspirone yielded the following LD50 values: mice, 655 mg/kg; rats, 196 mg/kg; dogs, 586 mg/kg; and monkeys, 356 mg/kg. These dosages are 160 to 550 times the recommended human daily dose.

Recommended Overdose Treatment

General symptomatic and supportive measures should be used along with immediate gastric lavage. Respiration, pulse, and blood pressure should be monitored as in all cases of drug overdose. No specific antidote is known to buspirone, and dialyzability of buspirone has not been determined.

DOSAGE AND ADMINISTRATION

The recommended initial dose is 15 mg daily (7.5 mg b.i.d.). To achieve an optimal therapeutic response, at intervals of 2 to 3 days the dosage may be increased 5 mg per day, as needed. The maximum daily dosage should not exceed 60 mg per day. In clinical trials allowing dose titration, divided doses of 20 mg to 30 mg per day were commonly employed.

The bioavailability of buspirone is increased when given with food as compared to the fasted state (see **CLINICAL PHARMACOLOGY**). Consequently, patients should take buspirone in a consistent manner with regard to the timing of dosing; either always with or always without food.

When buspirone is to be given with a potent inhibitor of CYP3A4, the dosage recommendations

described in the **PRECAUTIONS: Drug Interactions** section should be followed.

HOW SUPPLIED

Buspirone hydrochloride tablets, USP 5 mg are white to off-white, ovoid-rectangular shaped, biconvex, uncoated scored tablet embossed “RiDY” on one side and “472” on the other side and are supplied in bottles of 30, 60, 100, 500 and unit dose package of 100 (10 x 10).

Bottles of 30 NDC 55111-472-30

Bottles of 60 NDC 55111-472-60

Bottles of 100 NDC 55111-472-01

Bottles of 500 NDC 55111-472-05

Unit dose package of 100 (10 x 10) NDC 55111-472-78

Buspirone hydrochloride tablets, USP 10 mg are white to off-white, ovoid-rectangular shaped, biconvex, uncoated scored tablet embossed “RiDY” on one side and “473” on the other side and are supplied in bottles of 30, 60, 100, 500 and unit dose package of 100 (10 x 10).

Bottles of 30 NDC 55111-473-30

Bottles of 60 NDC 55111-473-60

Bottles of 100 NDC 55111-473-01

Bottles of 500 NDC 55111-473-05

Unit dose package of 100 (10 x 10) NDC 55111-473-78

Buspirone hydrochloride tablets, USP 15 mg are white to off-white, flat-rectangular shaped, beveled edged, uncoated scored tablet embossed “RiDY” on one side and “4i7i4” on the other side and are supplied in bottles of 30, 60, 100, 180, 500 and unit dose package of 100 (10 x 10).

Bottles of 30 NDC 55111-474-30

Bottles of 60 NDC 55111-474-60

Bottles of 100 NDC 55111-474-01

Bottles of 180 NDC 55111-474-18

Bottles of 500 NDC 55111-474-05

Unit dose package of 100 (10 x 10) NDC 55111-474-78

Buspirone hydrochloride tablets, USP 30 mg are light pink to pink coloured, flat, rectangular shaped, beveled edged, uncoated scored tablet embossed “RiDY” on one side and “4i7i5” on the other side and are supplied in bottles of 30, 60, 100, 500 and unit dose package of 100 (10 x 10).

Bottles of 30 NDC 55111-475-30

Bottles of 60 NDC 55111-475-60

Bottles of 100 NDC 55111-475-01

Bottles of 500 NDC 55111-475-05

Unit dose package of 100 (10 x 10) NDC 55111-475-78

Store at 20°-25°C (68°-77°F) [see USP Controlled Room Temperature]. Protect from temperatures greater than 30°C (86°F). Dispense in a tight, light-resistant container (USP).

REFERENCE

1. American Psychiatric Association, Ed.: Diagnostic and Statistical Manual of Mental Disorders—III, American Psychiatric Association, May 1980.

Patient Instruction Sheet

Rx only

HOW TO USE: Buspirone Hydrochloride Tablets, USP 15 mg and 30 mg

in convenient multi-scored tablet form

Response to buspirone varies among individuals. Your physician may find it necessary to adjust your dosage to obtain the proper response.

This multi-scored tablet design makes dosage adjustments easy. Each tablet is scored and can be broken accurately to provide any of the following dosages.

If your doctor prescribed the 15 mg tablet:

Front Side -

4	7	4
---	---	---

Other Side -

R	DY
---	----

15 mg (the entire tablet)

4	7
---	---

10 mg (two thirds of a tablet)

4

5 mg (one third of a tablet)

R

7.5 mg (one-half of a tablet)

If your doctor prescribed the 30 mg tablet:

Front Side -

4	7	5
---	---	---

Other Side -

R	DY
---	----

30 mg (the entire tablet)

4	7
---	---

20 mg (two thirds of a tablet)

4

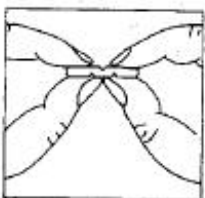
10 mg (one third of a tablet)

R

15 mg (one-half of a tablet)

To break a multi-scored tablet accurately and easily, hold the tablet between your thumbs and index fingers close to the appropriate tablet score (groove) as shown in the photo. Then, with the tablet score facing you, apply pressure and snap the tablet segments apart (segments breaking incorrectly should not be used).

Rx only



Manufactured by

Dr. Reddy's Laboratories Limited

Bachepalli – 502 325 INDIA

Revised: 1110

PACKAGE LABEL.PRINCIPAL DISPLAY PANEL SECTION

Buspirone Hydrochloride Tablets, USP 5 mg - 100's Container

DR. REDDY'S
100 Tablets
NDC 55111-472-01
BusPIRone
HYDROCHLORIDE
Tablets, USP **5 mg**
Rx Only

EACH TABLET CONTAINS 5 mg OF BUSPIRONE HYDROCHLORIDE, USP.


Usual Dosage: See package insert.

Store at 20°-25°C (68°-77°F) [See USP Controlled Room Temperature]. Protect from temperatures greater than 30°C (86°F).

Dispense in a tight, light-resistant container (USP).

11108

Mfd. By: Dr. Reddy's Laboratories Limited
Bachepalli - 502 325 INDIA




LOT
EXP

Buspirone Hydrochloride Tablets, USP 5 mg - Carton



Buspirone Hydrochloride Tablets, USP 10 mg - 100's Container



Buspirone Hydrochloride Tablets, USP 10 mg - Carton



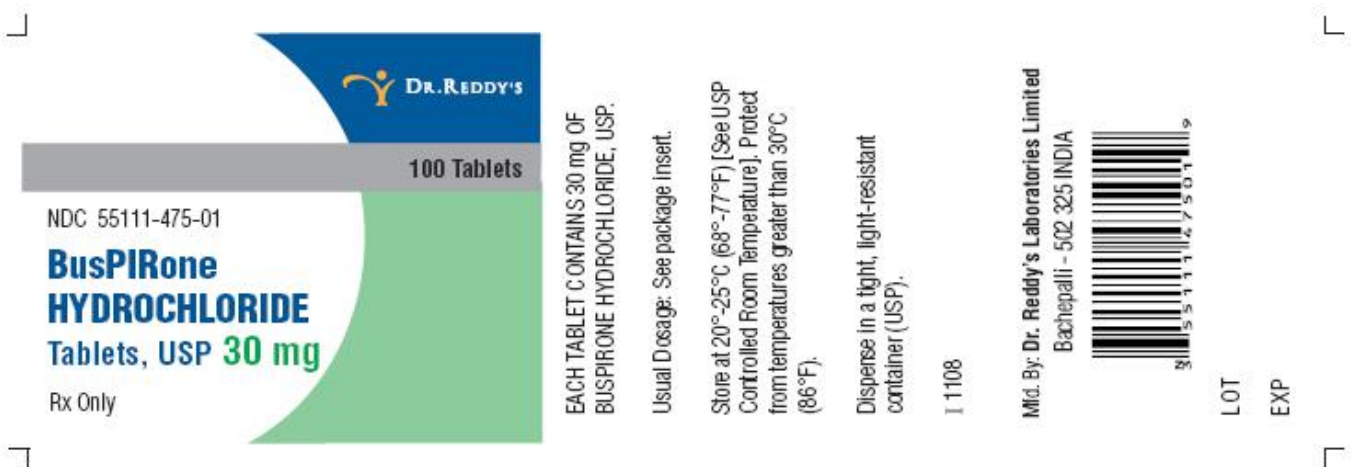
Buspirone Hydrochloride Tablets, USP 15 mg - 100's Container



Buspirone Hydrochloride Tablets, USP 15 mg - Carton



Buspirone Hydrochloride Tablets, USP 30 mg - 100's Container



Buspirone Hydrochloride Tablets, USP 30 mg - Carton



BUSPIRONE HYDROCHLORIDE

buspirone hydrochloride tablet

Product Information

Product Type	HUMAN PRESCRIPTION DRUG	Item Code (Source)	NDC:55111-472
Route of Administration	ORAL		

Active Ingredient/Active Moiety

Ingredient Name	Basis of Strength	Strength
Buspirone Hydrochloride (UNII: 207LT9J9OC) (Buspirone - UNII:TK65WKS8HL)	Buspirone Hydrochloride	5 mg

Inactive Ingredients

Ingredient Name	Strength
silicon dioxide (UNII: ETJ7Z6XBU4)	
lactose monohydrate (UNII: EWQ57Q8I5X)	
magnesium stearate (UNII: 70097M6I30)	
cellulose, microcrystalline (UNII: OP1R32D61U)	

sodium starch glycolate type A potato (UNII: 5856J3G2A2)

Product Characteristics

Color	WHITE (white to off white)	Score	2 pieces
Shape	RECTANGLE (ovoid-rectangular shaped, biconvex)	Size	7mm
Flavor		Imprint Code	RDY;472
Contains			

Packaging

#	Item Code	Package Description	Marketing Start Date	Marketing End Date
1	NDC:55111-472-30	30 in 1 BOTTLE; Type 0: Not a Combination Product	03/04/2009	
2	NDC:55111-472-60	60 in 1 BOTTLE; Type 0: Not a Combination Product	03/04/2009	
3	NDC:55111-472-01	100 in 1 BOTTLE; Type 0: Not a Combination Product	03/04/2009	
4	NDC:55111-472-05	500 in 1 BOTTLE; Type 0: Not a Combination Product	03/04/2009	
5	NDC:55111-472-78	10 in 1 CARTON	03/04/2009	
5	NDC:55111-472-79	10 in 1 BLISTER PACK; Type 0: Not a Combination Product		

Marketing Information

Marketing Category	Application Number or Monograph Citation	Marketing Start Date	Marketing End Date
ANDA	ANDA078246	03/04/2009	

BUSPIRONE HYDROCHLORIDE

bupirone hydrochloride tablet

Product Information

Product Type	HUMAN PRESCRIPTION DRUG	Item Code (Source)	NDC:55111-473
Route of Administration	ORAL		

Active Ingredient/Active Moiety

Ingredient Name	Basis of Strength	Strength
Bupirone Hydrochloride (UNII: 207LT9J9OC) (Buspirone - UNII:TK65WKS8HL)	Buspirone Hydrochloride	10 mg

Inactive Ingredients

Ingredient Name	Strength
silicon dioxide (UNII: ETJ7Z6XBU4)	
lactose monohydrate (UNII: EWQ57Q8I5X)	
magnesium stearate (UNII: 70097M6I30)	
cellulose, microcrystalline (UNII: OP1R32D61U)	
sodium starch glycolate type A potato (UNII: 5856J3G2A2)	

Product Characteristics			
Color	WHITE (white to off white)	Score	2 pieces
Shape	RECTANGLE (ovoid-rectangular shaped, biconvex)	Size	9mm
Flavor		Imprint Code	RDY;473
Contains			

Packaging				
#	Item Code	Package Description	Marketing Start Date	Marketing End Date
1	NDC:55111-473-30	30 in 1 BOTTLE; Type 0: Not a Combination Product	03/04/2009	
2	NDC:55111-473-60	60 in 1 BOTTLE; Type 0: Not a Combination Product	03/04/2009	
3	NDC:55111-473-01	100 in 1 BOTTLE; Type 0: Not a Combination Product	03/04/2009	
4	NDC:55111-473-05	500 in 1 BOTTLE; Type 0: Not a Combination Product	03/04/2009	
5	NDC:55111-473-78	10 in 1 CARTON	03/04/2009	
5	NDC:55111-473-79	10 in 1 BLISTER PACK; Type 0: Not a Combination Product		

Marketing Information			
Marketing Category	Application Number or Monograph Citation	Marketing Start Date	Marketing End Date
ANDA	ANDA078246	03/04/2009	

BUSPIRONE HYDROCHLORIDE

buspirone hydrochloride tablet

Product Information			
Product Type	HUMAN PRESCRIPTION DRUG	Item Code (Source)	NDC:55111-474
Route of Administration	ORAL		

Active Ingredient/Active Moiety		
Ingredient Name	Basis of Strength	Strength
Buspirone Hydrochloride (UNII: 207LT9J9OC) (Buspirone - UNII:TK65WKS8HL)	Buspirone Hydrochloride	15 mg

Inactive Ingredients	
Ingredient Name	Strength
silicon dioxide (UNII: ETJ7Z6XBU4)	
lactose monohydrate (UNII: EWQ57Q8I5X)	
magnesium stearate (UNII: 70097M6I30)	
cellulose, microcrystalline (UNII: OP1R32D61U)	
sodium starch glycolate type A potato (UNII: 5856J3G2A2)	

Product Characteristics			
Color	WHITE (white to off white)	Score	2 pieces

Shape	RECTANGLE (flat-rectangular shaped, beveled edged)	Size	13mm
Flavor		Imprint Code	RDY;474
Contains			

Packaging				
#	Item Code	Package Description	Marketing Start Date	Marketing End Date
1	NDC:55111-474-30	30 in 1 BOTTLE; Type 0: Not a Combination Product	03/04/2009	
2	NDC:55111-474-60	60 in 1 BOTTLE; Type 0: Not a Combination Product	03/04/2009	
3	NDC:55111-474-01	100 in 1 BOTTLE; Type 0: Not a Combination Product	03/04/2009	
4	NDC:55111-474-18	180 in 1 BOTTLE; Type 0: Not a Combination Product	03/04/2009	
5	NDC:55111-474-05	500 in 1 BOTTLE; Type 0: Not a Combination Product	03/04/2009	
6	NDC:55111-474-78	10 in 1 CARTON	03/04/2009	
6	NDC:55111-474-79	10 in 1 BLISTER PACK; Type 0: Not a Combination Product		

Marketing Information			
Marketing Category	Application Number or Monograph Citation	Marketing Start Date	Marketing End Date
ANDA	ANDA078246	03/04/2009	

BUSPIRONE HYDROCHLORIDE

buspirone hydrochloride tablet

Product Information			
Product Type	HUMAN PRESCRIPTION DRUG	Item Code (Source)	NDC:55111-475
Route of Administration	ORAL		

Active Ingredient/Active Moiety		
Ingredient Name	Basis of Strength	Strength
Buspirone Hydrochloride (UNII: 207LT9J9OC) (buspirone - UNII:TK65WKS8HL)	Buspirone Hydrochloride	30 mg

Inactive Ingredients	
Ingredient Name	Strength
silicon dioxide (UNII: ETJ7Z6XBU4)	
lactose monohydrate (UNII: EWQ57Q8I5X)	
magnesium stearate (UNII: 70097M6I30)	
cellulose, microcrystalline (UNII: OP1R32D61U)	
sodium starch glycolate type A potato (UNII: 5856J3G2A2)	
ferric oxide red (UNII: 1K09F3G675)	

Product Characteristics			
Color	PINK (light pink to pink)	Score	2 pieces
Shape	RECTANGLE (flat-rectangular shaped, beveled edged)	Size	17mm

Flavor		Imprint Code	RDY;475
Contains			

Packaging

#	Item Code	Package Description	Marketing Start Date	Marketing End Date
1	NDC:55111-475-30	30 in 1 BOTTLE; Type 0: Not a Combination Product	03/04/2009	
2	NDC:55111-475-60	60 in 1 BOTTLE; Type 0: Not a Combination Product	03/04/2009	
3	NDC:55111-475-01	100 in 1 BOTTLE; Type 0: Not a Combination Product	03/04/2009	
4	NDC:55111-475-05	500 in 1 BOTTLE; Type 0: Not a Combination Product	03/04/2009	
5	NDC:55111-475-78	10 in 1 CARTON	03/04/2009	
5	NDC:55111-475-79	10 in 1 BLISTER PACK; Type 0: Not a Combination Product		

Marketing Information

Marketing Category	Application Number or Monograph Citation	Marketing Start Date	Marketing End Date
ANDA	ANDA078246	03/04/2009	

Labeler - Dr. Reddy's Laboratories Limited (650562841)

Establishment

Name	Address	ID/FEI	Business Operations
Dr. Reddy's Laboratories Limited - FTO III		918608162	analysis(55111-472, 55111-473, 55111-474, 55111-475) , manufacture(55111-472, 55111-473, 55111-474, 55111-475)