

## **RADIAURA SKIN RECOVERY- lidocaine hcl - hydrocortisone acetate cream PureTek Corporation**

*Disclaimer: This drug has not been found by FDA to be safe and effective, and this labeling has not been approved by FDA. For further information about unapproved drugs, click here.*

-----

### **RADIAURA® SKIN RECOVERY CREAM**

#### **RADIAURA SKIN RECOVERY CREAM**

##### **Lidocaine HCl 3% - Hydrocortisone Acetate 0.5%**

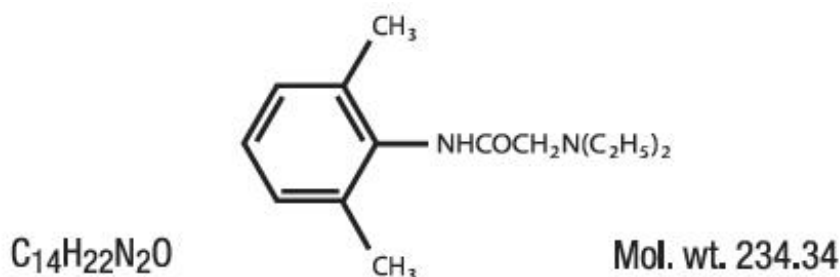
##### **Anti-Inflammatory Anesthetic for Relief of Skin Inflammation**

Radiaura Skin Recovery Cream was specifically formulated by well-known Radiation Oncologist Dr. Lauren Lukas MD. This unique formulation is indicated for relief of redness, pain, itching, and discoloration associated with inflammation and skin burns. For use after radiation treatment, cosmetic procedures, sun exposure, and for inflammatory skin conditions.

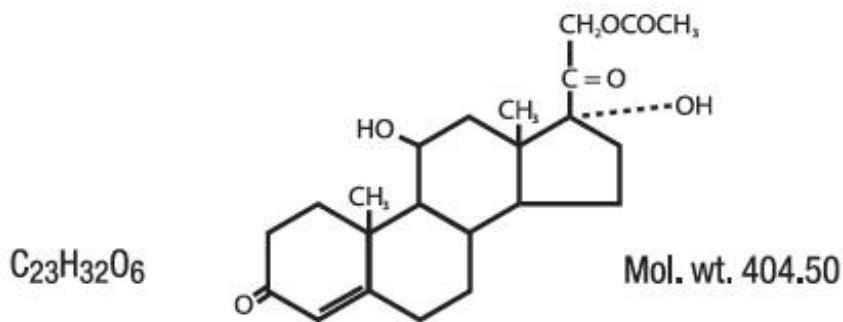
The main ingredients in Radiaura Skin Recovery Cream include lidocaine hydrochloride (HCl) 3% and hydrocortisone acetate 0.5%, as well as botanicals including curcumin (from turmeric), tetrahydrocurcumin (tetrahydrodiferuloylmethane, tetrahydrodemethoxydiferuloylmethane, tetrahydrobisdemethoxydiferuloylmethane - these are metabolites of curcumin from turmeric), boswellia serrata, copper-tripeptide, arbutin, calendula, camellia sinensis (green tea leaf extract), and cucumis sativus (cucumber extract). It also includes ChitoClear® chitosan which serves as a silicone substitute.

#### **DESCRIPTION:**

Lidocaine is chemically designated as acetamide, 2-(diethylamino)-N-(2,6-dimethylphenyl), and has the following structure:



Hydrocortisone acetate has a chemical name pregn-4-ene-3, 20-dione, 21-(acetyloxy)-11, 17-dihydroxy-(11β)-, It has the following structural formula:



**Radiaura Skin Recovery Cream Lidocaine HCl 3%- Hydrocortisone Acetate 0.5%** Each gram contains Lidocaine HCl 30 mg, Hydrocortisone Acetate 5 mg.

### ACTIVE INGREDIENTS:

Lidocaine HCl 3% (30 mg)

Hydrocortisone Acetate 0.5% (5 mg).

### INACTIVE INGREDIENTS:

Aqua (Purified Water), Arbutin, Bis(Tripeptide-1) Copper Acetate, Bisabolol, Boswellia Serrata Extract, Brassica Campestris (Rapeseed) Sterols, Butyrospermum Parkii (Shea) Butter, Calendula Officinalis Flower Extract, Camellia Sinensis (Green Tea) Leaf Extract, Cannabis Sativa (Hemp) Seed Oil, Cetearyl Alcohol, Cetyl Alcohol, Chitosan, Coco-Caprylate/Caprates, Coconut Alkanes, Cucumis Sativus (Cucumber) Fruit Extract, Curcuma Longa (Turmeric) Root Extract, D- alpha-tocopherol, Dextrose, Glycerin, Glyceryl Stearate, Hydroxyethylcellulose, Jojoba Esters, Lecithin, PEG-100 Stearate, Phenoxyethanol, Polyglyceryl-3 Diisostearate, Simmondsia Chinensis (Jojoba) Seed Oil, Sodium Hyaluronate, Sodium Hydroxide, Sorbitan Stearate, Squalane, Stearic Acid, Stearyl Alcohol, Tetrahydrodiferuloylmethane, Tetrahydrodemethoxydiferuloylmethane, Tetrahydrobisdemethoxydiferuloylmethane

### CLINICAL PHARMACOLOGY:

### MECHANISM OF ACTION:

Product releases lidocaine to stabilize the neuronal membrane by inhibiting the ionic fluxes required for initiation and conduction of impulses, thereby effecting local anesthetic action. Hydrocortisone acetate provides relief of inflammatory and pruritic manifestations of corticosteroid responsive dermatoses.

### PHARMACOKINETICS:

Lidocaine may be absorbed following topical administration to mucous membranes, its rate and extent of absorption depending upon the specific site of application, duration of exposure, concentration, and total dosage. In general, the rate of absorption of local anesthetic agents following topical application occurs most rapidly after intratracheal administration. Lidocaine is also well-absorbed from the gastrointestinal tract, but little

intact drug appears in the circulation because of biotransformation of the liver.

Lidocaine is metabolized rapidly by the liver, and metabolites and unchanged drug are excreted by the kidneys. Biotransformation includes oxidative N-dealkylation, ring hydroxylation, cleavage of the amide linkage, and conjugation. N-dealkylation, a major pathway of biotransformation, yields the metabolites monoethylglycinexylidide and glycinexylidide. The pharmacological/toxicological actions of these metabolites are similar to, but less potent than, those of lidocaine. Approximately 90% of lidocaine administered is excreted in the form of various metabolites, and less than 10% is excreted unchanged. The primary metabolite in urine is a conjugate of 4-hydroxy-2, 6-dimethylaniline.

The plasma binding of lidocaine is dependent of drug concentration, and the fraction bound decreases with increasing concentration. At concentrations of 1 to 4 g of free base per mL, 60 to 80 percent of lidocaine is protein bound. Binding is also dependent on the plasma concentration of the alpha-1-acid-glycoprotein.

Lidocaine crosses the blood-brain and placental barriers, presumably by passive diffusion.

Studies of lidocaine metabolism following intravenous bolus injections have shown that the elimination half-life of this agent is typically 1.5 to 2 hours. Because of the rapid rate at which lidocaine is metabolized, any condition that affects liver function may alter lidocaine kinetics. The half-life may be prolonged two-fold or more in patients with liver dysfunction. Renal dysfunction does not affect lidocaine kinetics but may increase the accumulation of metabolites.

Factors such as acidosis and the use of CNS stimulants and depressants affect the CNS levels of lidocaine required to produce overt systemic effects. Objective adverse manifestations become increasingly apparent with increasing venous plasma levels above 6 g free base per mL. In the rhesus monkey arterial blood levels of 18-21 g/mL have been shown to be the threshold for convulsive activity.

The extent of percutaneous absorption of topical corticosteroids is determined by many factors including the vehicle, the integrity of the epidermal barrier, and the use of occlusive dressings.

Topical corticosteroids can be absorbed from normal intact skin. Inflammation and/or other disease processes in the skin increase percutaneous absorption. Occlusive dressings substantially increase the percutaneous absorption of topical corticosteroids. Thus, occlusive dressings may be a valuable therapeutic adjunct for treatment of resistant dermatoses.

Once absorbed through the skin, topical corticosteroids are handled through pharmacokinetic pathways similar to systemically administered corticosteroids. Corticosteroids are bound to plasma protein in varying degrees. Corticosteroids are metabolized primarily in the liver and are then excreted by the kidneys. Some of the topical corticosteroids and their metabolites are also excreted into the bile.

### **INDICATIONS:**

The product is used for the anti-inflammatory and anesthetic relief of redness, pain, itching, and discoloration due to inflammation and skin burns. For the relief of redness, pain, itching, discoloration, inflammation and mild skin burns associated with radiation. For use after radiation treatment, cosmetic procedures, sun exposure, and for inflammatory skin conditions.

### **CONTRAINDICATIONS:**

Product should not be used in patients with a history of sensitivity to any of its ingredients or adverse reactions to lidocaine or amide anesthetics, which usually do not cross-react with "caine" ester type anesthetics. If excessive irritation and significant worsening occur, discontinue use and seek the advice of your physician. Product and topical lidocaine should be used cautiously in those with impaired liver function, as well as the very ill or very elderly and those with significant liver disease. Product should be used with caution in patients receiving antiarrhythmic drugs of Class I since the adverse effects are additive and generally synergistic. Product is contraindicated for tuberculous or fungal lesions or skin vaccinia, varicella and acute herpes simplex. Topical corticosteroids are contraindicated in those patients with a history of hypersensitivity to any of the components of the preparation.

### **WARNINGS/PRECAUTIONS:**

#### **WARNINGS:**

#### **CONCERNS RELATED TO ADVERSE EFFECTS:**

**Methemoglobinemia:** Has been reported with local anesthetics; clinically significant methemoglobinemia requires immediate treatment along with discontinuation of the anesthetic and other oxidizing agents. Onset may be immediate or delayed (hours) after anesthetic exposure. Patients with G6PD deficiency, congenital or idiopathic methemoglobinemia, cardiac or pulmonary compromise, exposure to oxidizing agents or their metabolites, or infants <6 months of age are more susceptible and should be closely monitored for signs and symptoms of methemoglobinemia (including pale, gray,

or blue-colored skin (cyanosis), headache, rapid pulse, shortness of breath, lightheadedness, fatigue).

**WARNINGS: For external use only. Not for ophthalmic use.**

**Keep out of reach of children.**

Topical formulations of lidocaine may be absorbed to a greater extent through mucous membranes and abraded, fissured or irritated skin than through intact skin. Product should not be ingested or applied into the mouth, inside of the nose or in the eyes. Product should not be used in the ears. Any situation where lidocaine penetrates beyond the tympanic membrane into the middle ear is contraindicated because of ototoxicity associated with lidocaine observed in animals when instilled in the middle ear. Product should not come into contact with the eye or be applied into the eye because of the risk of severe eye irritation and the loss of eye surface sensation, which reduces protective reflexes and can lead to corneal irritation and possibly abrasion. If eye contact occurs, rinse out the eye immediately with saline or water and protect the eye surface until sensation is restored.

**PRECAUTIONS:**

If irritation or sensitivity occurs or infection appears, discontinue use and institute appropriate therapy. If extensive areas are treated, the possibility of systemic absorption exists. Systemic absorption of topical steroids has produced reversible hypothalamic-pituitary-adrenal (HPA) axis suppression, manifestation of Cushing's syndrome, hyperglycemia, and glycosuria in some patients. Conditions which augment systemic absorption include the application of the more potent steroids, use over large surface areas, prolonged use, and the addition of occlusive dressings. Therefore, patients receiving a large dose of potent topical steroids applied to a large surface area, or under an occlusive dressing, should be evaluated periodically for evidence of HPA axis suppression. If noted, an attempt should be made to withdraw the drug, to reduce the frequency of application, or to substitute a less potent steroid. Recovery of the HPA axis function is generally prompt and complete upon discontinuation of the drug. Infrequently, signs and symptoms of steroid withdrawal may occur, requiring supplemental systemic corticosteroids. Children may absorb proportionately larger amounts of topical corticosteroids and thus be more susceptible to systemic toxicity. If irritation develops, topical steroids should be discontinued and appropriate therapy instituted. In the presence of dermatological infections, the use of an appropriate antifungal or antibacterial agent should be instituted. If a favorable response does not occur promptly, the corticosteroid should be discontinued until the infection has been adequately controlled.

**CARCINOGENESIS, MUTAGENESIS, AND IMPAIRMENT OF FERTILITY:**

Long-term animal studies have not been performed to evaluate the carcinogenic potential or the effect on fertility of topical corticosteroids. Studies to determine mutagenicity with prednisolone and hydrocortisone have revealed negative results. Studies of lidocaine in animals to evaluate the carcinogenic and mutagenic potential of the effect on fertility have not been conducted.

## **USE IN PREGNANCY:**

### **Teratogenic Effects:**

Pregnancy Category C. Reproduction studies have been performed for lidocaine in rats at doses up to 6.6 times the human dose and have revealed no evidence of harm to the fetus caused by lidocaine. There are, however, no adequate and well-controlled studies in pregnant women. Animal reproduction studies are not always predictive of human response. General consideration should

be given to this fact before administering lidocaine to women of childbearing potential, especially during early pregnancy when maximum organogenesis takes place.

Corticosteroids are generally teratogenic in laboratory animals when administered systemically at relatively low dosage levels. The more potent corticosteroids have been shown to be teratogenic after dermal application in laboratory animals. There are no adequate and well controlled studies in pregnant women on teratogenic effects from topically applied corticosteroids. Therefore, topical corticosteroids should be used during pregnancy only if the potential benefit justifies the potential risk to the fetus. Drugs of this class should not be used extensively on pregnant patients, in large amounts, or for prolonged periods of time.

## **NURSING MOTHERS:**

It is not known whether this drug is excreted in human milk. Because many drugs are excreted in human milk, caution should be exercised when this drug is administered to a nursing mother.

## **PEDIATRIC USE:**

Safety and efficacy in children have not been established.

## **ADVERSE REACTIONS:**

During or immediately following application of product, there may be transient stinging or burning from open areas of skin, or transient blanching (lightening), or erythema (redness) of the skin.

## **DOSAGE AND ADMINISTRATION:**

Apply product to the affected area(s) twice daily or as directed by a physician. If the condition does not respond to repeated courses of product or should worsen, discontinue use and seek the advice of your physician. Wash hands before and after application.

## **HOW SUPPLIED:**

Radiaura Skin Recovery Cream (Lidocaine HCl 3% - Hydrocortisone Acetate 0.5%) is supplied as a beige cream 3 oz. (85 g) tube - NDC 59088-432-07

**KEEP THIS AND ALL MEDICATIONS OUT OF REACH OF CHILDREN.**

Store at 20°-25°C (68°-77°F) [see USP Controlled Room Temperature]. Protect from freezing.

RADIAURA® is a registered trademark of:  
Endirect® - Los Angeles, CA 91403  
(818) 293-7221

**RADIAURA® SKIN RECOVERY CREAM**

Manufactured in the USA by:  
**PureTek Corporation**  
San Fernando, CA 91340  
For questions or information  
call toll-free: **877-921-7873**

NDC 59088-432-07 Rx Only

**DERMACIN<sup>®</sup>**

**RADIAURA<sup>®</sup> SKIN RECOVERY CREAM**

Lidocaine HCl 3% - Hydrocortisone Acetate 0.5%  
with Calendula & Copper Tripeptide  
**ANTI-INFLAMMATORY TOPICAL ANESTHETIC**  
NET WT. 3 oz. (85 g)

**Active Ingredients :** Lidocaine HCl 3% - Hydrocortisone Acetate 0.5%

**Inactive Ingredients :** Aqua (Purified Water), Arbutin, Bis (Tripeptide-1) Copper Acetate, Bisabolol, Boswellia Serrata Extract, Brassica Campestris (Rapeseed) Sterols , Butyrospermum Parkii (Shea) Butter, Calendula Officinalis Flower Extract , Camellia Sinensis (Green Tea) Leaf Extract , Cannabis Sativa (Hemp) Seed Oil, Cetearyl Alcohol, Cetyl Alcohol , Chitosan, Coco-Caprylate/Caprate, Coconut Alkanes, Cucumis Sativus (Cucumber) Fruit Extract, Curcuma Longa (Turmeric) Root Extract, D-alpha-tocopherol, Dextrose, Glycerin, Glyceryl Stearate, Hydroxyethylcellulose, Jojoba Esters, Lecithin, PEG-100 Stearate, Phenoxyethanol, Polyglyceryl-3 Disostearate, Simmondsia Chinensis (Jojoba) Seed Oil, Sodium Hyaluronate, Sodium Hydroxide, Sorbitan Stearate, Squalane, Stearic Acid, Stearyl Alcohol, Tetrahexyldecyl Ascorbate, Tetrahydrodiferuloylmethane, Tetrahydrodema-thoxydiferuloylmethane, Tetrahydrobisdemethoxydiferuloylmethane

**Indications:** For the temporary relief of pain and itching associated with minor burns, sunburns or minor skin irritations and itching associated with inflammation and rashes due to eczema. For the relief of redness, pain, itching, discoloration, inflammation and mild skin burns associated with radiation. For use after radiation treatment sessions, cosmetic procedures, sun exposure, and for inflammatory skin conditions.

**Dosage and Administration:** Apply product to the affected area(s) twice daily or as directed by a physician. See insert for complete product information.

**Warnings:** For external use only. Not for Ophthalmic use.

**Stop use and ask a doctor if condition worsens or symptoms last more than 7 days or clear up and occur again within a few days.**

**Do not apply to wounds or damaged skin.**


**Do not use in large quantities, particularly over raw surfaces or blistered areas.**

**Keep out of reach of children. If swallowed, get medical help or contact a Poison Control Center right away.**

RADIAURA® is a registered trademark of:  
Endirect® - Los Angeles, CA 91403

Manufactured in the USA by:  
**PureTek Corporation**  
San Fernando, CA 91340  
For questions or information  
call toll-free: **877-921-7873**

List No. 43207/JPA Rev.38294



Please Recycle

NDC 59088-432-07 Rx Only

**DERMACIN<sup>®</sup>**

**RADIAURA<sup>®</sup> SKIN RECOVERY CREAM**

Lidocaine HCl 3% - Hydrocortisone Acetate 0.5%  
with Calendula & Copper Tripeptide  
**ANTI-INFLAMMATORY TOPICAL ANESTHETIC**  
NET WT. 3 oz. (85 g)

**Dr. Lauren Lukas MD, a renowned Radiation Oncologist,  
formulated this cream for her patients receiving radiation.**

To be administered under the supervision of a licensed medical practitioner

See enclosed insert(s) for full prescribing information.  
Store at 20 to 25°C (68° to 77°F) [see USP Controlled Room Temperature].  
Avoid excessive heat.

Keep this and all medication out of reach of children.

Rev. 38293

**RADIAURA SKIN RECOVERY**

lidocaine hcl - hydrocortisone acetate cream

**Product Information**

|                                |                         |                           |               |
|--------------------------------|-------------------------|---------------------------|---------------|
| <b>Product Type</b>            | HUMAN PRESCRIPTION DRUG | <b>Item Code (Source)</b> | NDC:59088-432 |
| <b>Route of Administration</b> | TOPICAL                 |                           |               |

**Active Ingredient/Active Moiety**

| <b>Ingredient Name</b>   | <b>Basis of Strength</b>          | <b>Strength</b> |
|--|-----------------------------------|-----------------|
| <b>LIDOCAINE HYDROCHLORIDE</b> (UNII: V13007Z41A) (LIDOCAINE - UNII:98PI200987)    | LIDOCAINE HYDROCHLORIDE ANHYDROUS | 30 mg in 1 g    |
| <b>HYDROCORTISONE ACETATE</b> (UNII: 3X7931PO74) (HYDROCORTISONE - UNII:W4X0X7BPJ) | HYDROCORTISONE ACETATE            | 10 mg in 1 g    |

**Inactive Ingredients**

| <b>Ingredient Name</b>   | <b>Strength</b> |
|--|-----------------|
| <b>PREZATIDE COPPER ACETATE</b> (UNII: A3LEI4P1NB)                         |                 |
| <b>GREEN TEA LEAF</b> (UNII: W2ZU1RY8B0)                                   |                 |
| <b>CANNABIS SATIVA SEED OIL</b> (UNII: 69VJ1LPN1S)                         |                 |
| <b>CETOSTEARYL ALCOHOL</b> (UNII: 2DMT128M1S)                              |                 |
| <b>COCO-CAPRYLATE/CAPRATE</b> (UNII: 8D9H4QU99H)                           |                 |
| <b>HYDROGENATED JOJOBA OIL, RANDOMIZED</b> (UNII: Q47ST02F58)              |                 |
| <b>ARBUTIN</b> (UNII: C5INA23HXF)  |                 |
| <b>LEVOMENOL</b> (UNII: 24WE03BX2T)  |                 |
| <b>INDIAN FRANKINCENSE</b> (UNII: 4PW41QCO2M)                              |                 |
| <b>RAPESEED STEROL</b> (UNII: B46B6DD20U)                                  |                 |
| <b>SHEA BUTTER</b> (UNII: K49155WL9Y)                                      |                 |
| <b>CALENDULA OFFICINALIS FLOWER</b> (UNII: P0M7O4Y7YD)                     |                 |
| <b>CHITOSAN MEDIUM MOLECULAR WEIGHT (200-800 MPA.S)</b> (UNII: 82LKS4QV2Y) |                 |
| <b>CUCUMBER</b> (UNII: YY7C30VXJT)   |                 |
| <b>HYALURONATE SODIUM</b> (UNII: YSE9PPT4TH)                               |                 |
| <b>TETRAHYDRODIFERULOYLMETHANE</b> (UNII: 00U0645U03)                      |                 |
| <b>TETRAHYDRODEMETHOXYDIFERULOYLMETHANE</b> (UNII: 44D8X9U00T)             |                 |
| <b>PEG-100 STEARATE</b> (UNII: YD01N1999R)                                 |                 |
| <b>WATER</b> (UNII: 059QF0KO0R)  |                 |
| <b>SODIUM HYDROXIDE</b> (UNII: 55X04QC32I)                                 |                 |
| <b>SORBITAN MONOSTEARATE</b> (UNII: NVZ4I0H58X)                            |                 |
| <b>STEARYL ALCOHOL</b> (UNII: 2KR89I4H1Y)                                  |                 |
| <b>CETYL ALCOHOL</b> (UNII: 936JST6JCN)                                    |                 |
| <b>STEARIC ACID</b> (UNII: 4ELV7Z65AP)                                     |                 |
| <b>LECITHIN, SOYBEAN</b> (UNII: 1DI56QDM62)                                |                 |
| <b>PHENOXYETHANOL</b> (UNII: HIE492ZZ3T)                                   |                 |
| <b>POLYGLYCERYL-3 DIISOSTEARATE</b> (UNII: 46P231IQV8)                     |                 |
| <b>JOJOBA OIL</b> (UNII: 724GKU717M)                                       |                 |
| <b>SQUALANE</b> (UNII: GW89575KF9)   |                 |
| <b>TETRAHYDROBISDEMETHOXYDIFERULOYLMETHANE</b> (UNII: 973IBV8W7I)          |                 |
| <b>HYDROXYETHYL CELLULOSE, UNSPECIFIED</b> (UNII: T4V6TWG28D)              |                 |
| <b>TETRAHEXYLDECYL ASCORBATE</b> (UNII: 9LBV3F07AZ)                        |                 |
| <b>GLYCERYL MONOSTEARATE</b> (UNII: 230OU9XXE4)                            |                 |
| <b>GLYCERIN</b> (UNII: PDC6A3C0OX)   |                 |
| <b>COCONUT ALKANES</b> (UNII: 1E5KJY107T)                                  |                 |
| <b>TURMERIC</b> (UNII: 856YO1Z64F)   |                 |
| <b>.ALPHA.-TOCOPHEROL, D-</b> (UNII: N9PR3490H9)                           |                 |
| <b>DEXTROSE</b> (UNII: IY9XDZ35W2)   |                 |



**Packaging**

| # | Item Code        | Package Description                               | Marketing Start Date | Marketing End Date |
|---|------------------|---|----------------------|--------------------|
| 1 | NDC:59088-432-07 | 85 g in 1 TUBE; Type 0: Not a Combination Product | 09/02/2021           |                    |

**Marketing Information**

| Marketing Category       | Application Number or Monograph Citation | Marketing Start Date | Marketing End Date |
|--------------------------|--|----------------------|--------------------|
| unapproved drug<br>other |  | 09/02/2021           |                    |

**Labeler** - PureTek Corporation (785961046)

Revised: 1/2023

PureTek Corporation