

ENROFLOX- enrofloxacin injection, solution
Norbrook Laboratories Limited

Enroflox[®]
(enrofloxacin)
Injection For Dogs
2.27%
For Dogs Only

CAUTION:

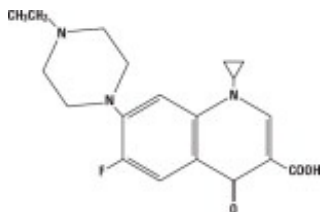
Federal (U.S.A.) law restricts this drug to use by or on the order of a licensed veterinarian.
Federal law prohibits the extralabel use of this drug in food-producing animals.

DESCRIPTION:

Enrofloxacin is a synthetic chemotherapeutic agent from the class of the quinolone carboxylic acid derivatives. It has antibacterial activity against a broad spectrum of Gram negative and Gram positive bacteria (See Tables I and II). Each mL of injectable solution contains: enrofloxacin 22.7 mg, n-butyl alcohol 30 mg, potassium hydroxide for pH adjustment and water for injection, q.s.

CHEMICAL NOMENCLATURE AND STRUCTURAL FORMULA:

1-cyclopropyl-7-(4-ethyl-1-piperazinyl)-6-fluoro-1,4-dihydro-4-oxo-3-quinolinecarboxylic acid.



ACTIONS:

Microbiology: Quinolone carboxylic acid derivatives are classified as DNA gyrase inhibitors. The mechanism of action of these compounds is very complex and not yet fully understood. The site of action is bacterial gyrase, a synthesis promoting enzyme. The effect of *Escherichia coli* is the inhibition of DNA synthesis through prevention of DNA supercoiling. Among other things, such compounds lead to the cessation of cell respiration and division. They may also interrupt bacterial membrane integrity.¹

Enrofloxacin is bactericidal, with activity against both Gram negative and Gram positive bacteria. The minimum inhibitory concentrations (MICs) were determined for a series of 37 isolates representing 9 genera of bacteria from natural infections in dogs, selected principally because of resistance to one or more of the following antibiotics: ampicillin, cephalothin, colistin, chloramphenicol, erythromycin, gentamicin, kanamycin, penicillin, streptomycin, tetracycline, triple sulfa and sulfa/trimethoprim. The MIC values for enrofloxacin against these isolates are presented in Table I. Most strains of these organisms were found to be susceptible to enrofloxacin *in vitro* but the clinical significance has not been determined for some of the isolates.

The susceptibility of organisms to enrofloxacin should be determined using enrofloxacin 5 mcg disks. Specimens for susceptibility testing should be collected prior to the initiation of enrofloxacin therapy.

TABLE I – MIC Values for Enrofloxacin Against Canine Pathogens (Diagnostic laboratory isolates, 1984)

Organisms	Isolates	MIC Range (mcg/mL)
<i>Bacteroides</i> spp.	2	2
<i>Bordatella bronchiseptica</i>	3	0.125-0.5
<i>Brucella canis</i>	2	0.125-0.25
<i>Clostridium perfringens</i>	1	0.5
<i>Escherichia coli</i>	4	≤0.016-0.031
<i>Klebsiella</i> spp.	10	0.031-0.5
<i>Proteus mirabilis</i>	6	0.062-0.125
<i>Pseudomonas aeruginosa</i>	4	0.5-8
<i>Staphylococcus</i> spp.	5	0.125

The inhibitory activity on 120 isolates of seven canine urinary pathogens was also investigated and is listed in Table II.

TABLE II – MIC Values for Enrofloxacin Against Canine Urinary Pathogens (Diagnostic laboratory isolates, 1985)

Organisms	Isolates	MIC Range (mcg/mL)
<i>E. coli</i>	30	0.06-2.0
<i>P. mirabilis</i>	20	0.125-2.0
<i>K. pneumoniae</i>	20	0.06-0.5
<i>P. aeruginosa</i>	10	1.0-8.0
<i>Enterobacter</i> spp.	10	0.06-1.0
<i>Staph.</i> (coag. +)	20	0.125-0.5
<i>Strep.</i> (alpa hemol.)	10	0.5-8.0

Distribution in the Body: Enrofloxacin penetrates into all canine tissues and body fluids. Concentrations of drug equal to or greater than the MIC for many pathogens (See Tables I, II and III) are reached in most tissues by two hours after dosing at 2.5 mg/kg and are maintained for 8-12 hours after dosing. Particularly high levels of enrofloxacin are found in urine. A summary of the body fluid/tissue drug levels at 2 to 12 hours after dosing at 2.5 mg/kg is given in Table III.

TABLE III – Body Fluid/Tissue distribution of Enrofloxacin in Dogs Single Oral Dose = 2.5 mg/kg (1.13 mg/lb) Post-treatment Enrofloxacin Levels Canine (n=2)

Body Fluids (mcg/mL)	2 Hr.	8 Hr.
Urine	43.05	55.35
Eye Fluids	0.53	0.66
Whole Blood	1.01	0.36
Plasma	0.67	0.33
Tissues (mcg/g) Hematopoietic System		
Liver	3.02	1.36
Spleen	1.45	0.85
Bone Marrow	2.10	1.22
Lymph Node	1.32	0.91
Urogenital System		
Kidney	1.87	0.99

Bladder Wall	1.36	0.98
Testes	1.36	1.10
Prostate	1.36	2.20
Uterine Wall	1.59	0.29
Gas trointestinal and Cardiopulmonary Systems		
Lung	1.34	0.82
Heart	1.88	0.78
Stomach	3.24	2.16
Small Intestine	2.10	1.11
Other		
Fat	0.52	0.40
Skin	0.66	0.48
Muscle	1.62	0.77
Brain	0.25	0.24
Mammary Gland	0.45	0.21
Feces	1.65	9.97

Pharmacokinetics: In dogs, the absorption and elimination characteristics of the oral formulation are linear (plasma concentrations increase proportionally with dose) when enrofloxacin is administered at up to 11.5 mg/kg, twice daily.² Approximately 80% of the orally administered dose enters the systemic circulation unchanged. The eliminating organs, based on the drug's body clearance time, can readily remove the drug with no indication that the eliminating mechanisms are saturated. The primary route of excretion is via the urine. The absorption and elimination characteristics beyond this point are unknown. Saturable absorption and/or elimination processes may occur at greater doses. When saturation of the absorption process occurs, the plasma concentration of the active moiety will be less than predicted, based on the concept of dose proportionality.

Following an oral dose in dogs of 2.5 mg/kg (1.13 mg/lb), enrofloxacin reached 50% of its maximum serum concentration in 15 minutes and peak serum level was reached in one hour. The elimination half-life in dogs is approximately 2 ½ -3 hours at that dose.

A graph indicating the mean serum levels following a dose of 2.5 mg/kg (1.13 mg/lb) in dogs (oral and intramuscular) is shown in Figure I.

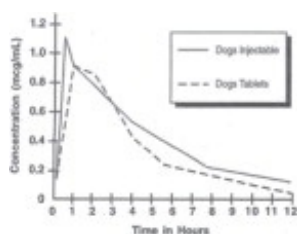


Figure 1 – Serum Concentrations of Enrofloxacin Following a Single Oral or Intramuscular Dose at 2.5 mg/kg in Dogs.

Breakpoint: Based on pharmacokinetic studies of enrofloxacin in dogs after a single oral administration of 2.5 mg enrofloxacin/kg BW (i.e. half of the lowest-end single daily dose range) and the data listed in Tables I and II, the following breakpoints are recommended for canine isolates.

<u>Zone Diameter (mm)</u>	<u>MIC (µg/mL)</u>	<u>Interpretation</u>
≥21	≤0.5	Susceptible (S)
18-20	1	Intermediate (I)

≤17

≥2

Resistant (R)

A report of “Susceptible” indicates that the pathogen is likely to be inhibited by generally achievable plasma levels. A report of “Intermediate” is a technical buffer and isolates falling into this category should be retested. Alternatively the organism may be successfully treated if the infection is in a body site where drug is physiologically concentrated. A report of “Resistant” indicates that the achievable drug concentrations are unlikely to be inhibitory and other therapy should be selected.

Standardized procedures require the use of laboratory control organisms for both standardized disk diffusion assays and standardized dilution assays. The 5 µg enrofloxacin disk should give the following zone diameters and enrofloxacin powder should provide the following MIC values for reference strains.

<u>QC Strain</u>	<u>MIC (µg/mL)</u>	<u>Zone Diameter (mm)</u>
<i>E. coli</i> ATCC 25922	0.008 - 0.03	32 - 40
<i>P. aeruginosa</i> ATCC 27853	1 - 4	15 - 19
<i>S. aureus</i> ATCC 25923		27 - 31
<i>S. aureus</i> ATCC 29213	0.03 - 0.12	

INDICATIONS:

Enroflox[®] (brand of enrofloxacin) Injectable Solution is indicated for the management of diseases in dogs associated with bacteria susceptible to enrofloxacin.

EFFICACY CONFIRMATION:

Clinical efficacy was established in dermal infections (wounds and abscesses) associated with susceptible strains of *Escherichia coli*, *Klebsiella pneumoniae*, *Proteus mirabilis*, and *Staphylococcus intermedius*; respiratory infections (pneumonia, tonsillitis, rhinitis) associated with susceptible strains of *Escherichia coli* and *Staphylococcus aureus* and urinary cystitis associated with susceptible strains of *Escherichia coli*, *Proteus mirabilis*, and *Staphylococcus aureus*

CONTRAINDICATIONS:

Enrofloxacin is contraindicated in dogs known to be hypersensitive to quinolones.

Based on the studies discussed under the section on Animal Safety Summary, the use of enrofloxacin is contraindicated in small and medium breeds of dogs during the rapid growth phase (between 2 and 8 months of age). The safe use of enrofloxacin has not been established in large and giant breeds during the rapid growth phase. Large breeds may be in this phase for up to one year of age and the giant breeds for up to 18 months. In clinical field trials utilizing a daily oral dose of 5.0 mg/kg, there were no reports of lameness or joint problems in any breed. However, controlled studies with histological examination of the articular cartilage have not been conducted in the large or giant breeds.

ADVERSE REACTIONS:

No drug-related side effects were reported in 122 clinical cases treated with an enrofloxacin injectable solution followed by enrofloxacin tablets at 5.0 mg/kg per day.

To report adverse reactions, call Norbrook at 1-866-591-5777

ANIMAL SAFETY SUMMARY:

Adult dogs receiving enrofloxacin orally at a daily dosage rate of 52 mg/kg for 13 weeks had only

isolated incidences of vomiting and inappetence. Adult dogs receiving the tablet formulation for 30 consecutive days at a daily treatment of 25 mg/kg did not exhibit significant clinical signs nor were there effects upon the clinical chemistry, hematological or histological parameters. Daily doses of 125 mg/kg for up to 11 days induced vomiting, inappetence, depression, difficult locomotion and death while adult dogs receiving 50 mg/kg/day for 14 days had clinical signs of vomiting and inappetence.

Adult dogs dosed intramuscularly for three treatments at 12.5 mg/kg followed by 57 oral treatments at 12.5 mg/kg, all at 12 hour intervals, did not exhibit either significant clinical signs or effects upon the clinical chemistry, hematological or histological parameters.

Oral treatment of 15 to 28 week old growing puppies with daily dosage rates of 25 mg/kg has induced abnormal carriage of the carpal joint and weakness in the hindquarters. Significant improvement of clinical signs is observed following drug withdrawal. Microscopic studies have identified lesions of the articular cartilage following 30 day treatments at either 5, 15 or 25 mg/kg in this age group. Clinical signs of difficult ambulation or associated cartilage lesions have not been observed in 29 to 34 week old puppies following daily treatments of 25 mg/kg for 30 consecutive days nor in 2 week old puppies with the same treatment schedule.

Tests indicated no effect on circulating microfilariae or adult heartworms (*Dirofilaria immitis*) when dogs were treated at a daily dosage rate of 15 mg/kg for 30 days. No effect on cholinesterase values was observed. No adverse effects were observed on reproductive parameters when male dogs received 10 consecutive daily treatments of 15 mg/kg/day at 3 intervals (90, 45 and 14 days) prior to breeding or when female dogs received 10 consecutive daily treatments of 15 mg/kg/day at 4 intervals; between 30 and 0 days prior to breeding, early pregnancy (between 10th and 30th days), late pregnancy (between 40th and 60th days), and during lactation (the first 28 days).

DRUG INTERACTIONS:

Concomitant therapy with other drugs that are metabolized in the liver may reduce the clearance rates of the quinolone and the other drug.

Enrofloxacin has been administered to dogs at a daily dosage rate of 10 mg/kg concurrently with a wide variety of other health products including anthelmintics (praziquantel, febantel), insecticides (pyrethrins), heartworm preventatives (diethylcarbamazine) and other antibiotics (ampicillin, gentamicin sulfate, penicillin). No incompatibilities are known with other drugs at this time.

WARNINGS:

For use in animals only. The use of this product in cats may result in Retinal Toxicity. Keep out of reach of children.

Avoid contact with eyes. In case of contact, immediately flush eyes with copious amounts of water for 15 minutes. In case of dermal contact, wash skin with soap and water. Consult a physician if irritation persists following ocular or dermal exposure. Individuals with a history of hypersensitivity to quinolones should avoid this product. In humans, there is a risk of user photosensitization within a few hours after excessive exposure to quinolones. If excessive accidental exposure occurs, avoid direct sunlight. For customer service, to obtain a copy of the Material Safety Data Sheet (MSDS) or to report adverse reactions call Norbrook at 1-866-591-5777.

PRECAUTION:

Quinolone-class drugs should be used with caution in animals with known or suspected Central Nervous System (CNS) disorders. In such animals, quinolones have, in rare instances, been associated with CNS stimulation which may lead to convulsive seizures.

Quinolone-class drugs have been associated with cartilage erosions in weight-bearing joints and other

forms of arthropathy in immature animals of various species.

The use of fluoroquinolones in cats has been reported to adversely affect the retina. Such products should be used with caution in cats.

DOSAGE AND ADMINISTRATION:

Enroflox Injection for Dogs may be used as the initial dose at 2.5 mg/kg. It should be administered intramuscularly (IM) as a single dose, followed by initiation of enrofloxacin tablet therapy.

Enroflox Injection for Dogs may be administered as follows:

<u>Weight Of Animal</u>	<u>Enroflox™ Injection for Dogs*</u>
	<u>2.5 mg/kg</u>
9.1 kg (20 lb)	1.00 mL
27.2 kg (60 lb)	3.00 mL

*The initial Enroflox Injection for Dogs administration should be followed 12 hours later by initiation of enrofloxacin tablet therapy.

The lower limit of the dose range was based on efficacy studies in dogs where enrofloxacin was administered at 2.5 mg/kg twice daily. Target animal safety and toxicology studies were used to establish the upper limit of the dose range and treatment duration.

STORAGE:

Store at 59°-77°F (15°-25°C). Excursions permitted up to 86°F (30°C). Brief exposure to temperature up to 104°F (40°C) may be tolerated provided the mean kinetic temperature does not exceed 77°F (25°C); however, such exposure should be minimized. Protect from direct sunlight. Do not freeze.

HOW SUPPLIED:

Enroflox Injection for Dogs Vial Sizes 20 mL, 50 mL and 100 mL

REFERENCES:

¹ Dougherty, T.J. and Saukkonen, J.J. Membrane Permeability Changes Associated with DNA Gyrase Inhibitors in *Escherichia coli*. Antimicrob. Agents and Chemoth., V. 28, Aug. 1985: 200-206.

² Walker, R.D., *et al.* Pharmacokinetic Evaluation of Enrofloxacin Administered Orally to Healthy Dogs. Am.J.Res., V. 53, No. 12, Dec. 1992: 2315-2319.

Made in the UK.

Enroflox and the Norbrook logo are registered trademarks of Norbrook Laboratories Limited.

Norbrook Laboratories Limited
Newry, BT35 6PU, Co. Down,
Northern Ireland



Norbrook®

Principal Display Panel - Carton Label

NDC 55529-154-01

Enroflox[®]
(enrofloxacin)

Injection For Dogs

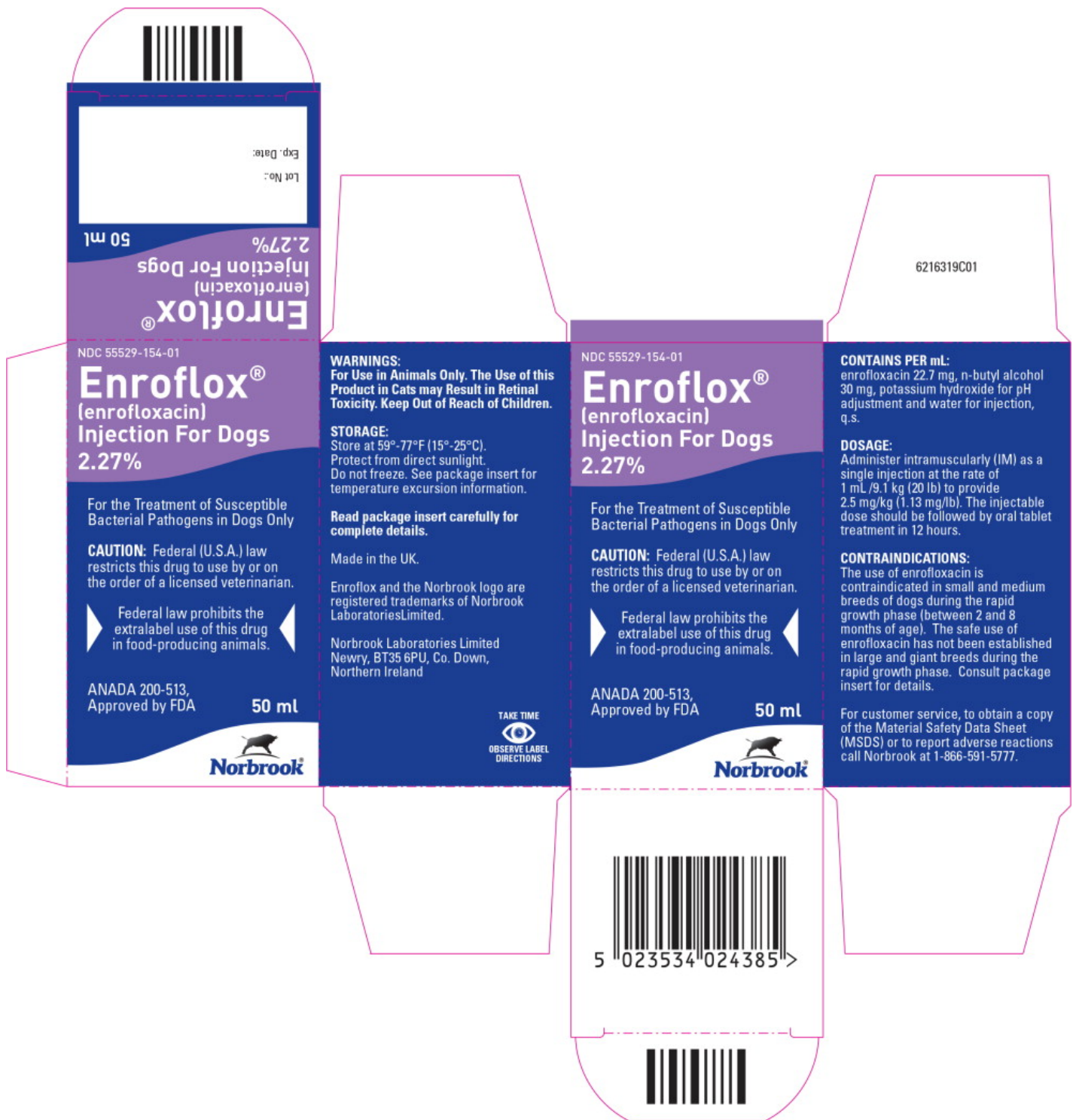
2.27%

For the Treatment of Susceptible
Bacterial Pathogens in Dogs Only

CAUTION: Federal (U.S.A.) law
restricts this drug to use by or on
the order of a licensed veterinarian.

Federal law prohibits the
extralabel use of this drug
in food-producing animals.

ANADA 200-513,
Approved by FDA **50 ml**



Principal Display Panel - Vial Label

NDC 55529-154-01

Enroflox[®]
(enrofloxacin)

Injection For Dogs

2.27 %

**For the Treatment of Susceptible Bacterial
Pathogens in Dogs Only**

CAUTION: Federal (U.S.A.) law restricts this drug to use by or on the order of a licensed veterinarian.

Federal law prohibits the extralabel use of this drug in food-producing animals.

ANADA 200-513, Approved by FDA

50 ml

Each mL contains: enrofloxacin 22.7 mg, n-butyl alcohol 30 mg, potassium hydroxide for pH adjustment and water for injection, q.s.

DOSAGE: Administer intramuscularly (IM) as a single injection at the rate of 1 mL/9.1 kg (20 lb) to provide 2.5 mg/kg (1.13 mg/lb). The injectable dose should be followed by oral tablet treatment in 12 hours.

CONTRAINDICATIONS: The use of enrofloxacin is contraindicated in small and medium breeds of dogs during the rapid growth phase (between 2 and 8 months of age). The safe use of enrofloxacin has not been established in large and giant breeds during the rapid growth phase. Consult package insert for details.

WARNINGS: for use in animals only. The use of this product in cats may result in Retinal Toxicity. Keep out of reach of children.

Storage: Store at 59°-77°F (15°-25°C). Protect from direct sunlight. Do not freeze. See package insert for temperature excursion information.

NDC 55529-154-01

Enroflox[®]
(enrofloxacin)
Injection For Dogs
2.27%

For the Treatment of Susceptible Bacterial Pathogens in Dogs Only

CAUTION: Federal (U.S.A.) law restricts this drug to use by or on the order of a licensed veterinarian.

Federal law prohibits the extralabel use of this drug in food-producing animals.

ANADA 200-513, Approved by FDA

50ml





Read package insert carefully for complete details.
Made in the UK.
Enroflox and the Norbrook logo are registered trademarks of Norbrook Laboratories Limited.
Norbrook Laboratories Limited
Newry, BT35 6PU, Co. Down, Northern Ireland

TAKE TIME

OBSERVE LABEL DIRECTIONS

Lot No.:
Exp. Date:

047670L01

ENROFLOX

enrofloxacin injection, solution

Product Information

Product Type	PRESCRIPTION ANIMAL DRUG	Item Code (Source)	NDC:55529-154
Route of Administration	INTRAMUSCULAR		

Active Ingredient/Active Moiety

Ingredient Name	Basis of Strength	Strength
enrofloxacin (UNII: 3DX3XEK1BN) (enrofloxacin - UNII:3DX3XEK1BN)	enrofloxacin	22.7 mg in 1 mL

Inactive Ingredients

Ingredient Name	Strength
butyl alcohol (UNII: 8PJ61P6TS3)	
potassium hydroxide (UNII: WZH3C48M4T)	
water (UNII: 059QF0K00R)	
Nitrogen (UNII: N762921K75)	

Packaging

#	Item Code	Package Description	Marketing Start Date	Marketing End Date

1	NDC:55529-154-11	1 in 1 CARTON		
1		20 mL in 1 VIAL, GLASS; Type 0: Not a Combination Product		
2	NDC:55529-154-01	1 in 1 CARTON		
2		50 mL in 1 VIAL, GLASS; Type 0: Not a Combination Product		
3	NDC:55529-154-02	1 in 1 CARTON		
3		100 mL in 1 VIAL, GLASS; Type 0: Not a Combination Product		

Marketing Information

Marketing Category	Application Number or Monograph Citation	Marketing Start Date	Marketing End Date
ANADA	ANADA200513	05/26/2014	

Labeler - Norbrook Laboratories Limited (214580029)

Establishment

Name	Address	ID/FEI	Business Operations
Mylan Laboratories Limited		918608878	API MANUFACTURE

Revised: 2/2015

Norbrook Laboratories Limited