

# TASIMELTEON- tasimelteon capsule, gelatin coated

## Teva Pharmaceuticals, Inc.

### HIGHLIGHTS OF PRESCRIBING INFORMATION

These highlights do not include all the information needed to use TASIMELTEON CAPSULES safely and effectively. See full prescribing information for TASIMELTEON CAPSULES.

**TASIMELTEON capsules, for oral use**  
**Initial U.S. Approval: 2014**

### INDICATIONS AND USAGE

Tasimelteon is a melatonin receptor agonist.

Tasimelteon capsules are indicated for the treatment of:

- Non-24-Hour Sleep-Wake Disorder (Non-24) in adults (1)

### DOSAGE AND ADMINISTRATION

Indicated Population	Dosage Form	Body Weight	Recommended Dosage
<b>Non-24 (2.2)</b>			
<i>Adults</i>	Capsules	Not applicable	20 mg one hour prior to bedtime

- Administer at the same time every night (2.2)
- Take without food (2.4)

### DOSAGE FORMS AND STRENGTHS

Capsules: 20 mg (3)

### CONTRAINDICATIONS

None (4)

### WARNINGS AND PRECAUTIONS

May cause somnolence: After taking tasimelteon capsules, patients should limit their activity to preparing for going to bed, because tasimelteon can impair the performance of activities requiring complete mental alertness (5.1)

### ADVERSE REACTIONS

The most common adverse reactions (incidence >5% and at least twice as high on tasimelteon than on placebo) were headache, increased alanine aminotransferase, nightmares or unusual dreams, and upper respiratory or urinary tract infection (6.1)

**To report SUSPECTED ADVERSE REACTIONS, contact Teva at 1-888-838-2872 or FDA at 1-800-FDA-1088 or [www.fda.gov/medwatch](http://www.fda.gov/medwatch).**

### DRUG INTERACTIONS

- Strong CYP1A2 inhibitors (e.g., fluvoxamine): Avoid use of tasimelteon in combination with strong CYP1A2 inhibitors because of increased exposure (7.1, 12.3)
- Strong CYP3A4 inducers (e.g., rifampin): Avoid use of tasimelteon in combination with rifampin or other CYP3A4 inducers, because of decreased exposure (7.2, 12.3)

### USE IN SPECIFIC POPULATIONS

*Hepatic impairment:* Tasimelteon has not been studied in patients with severe hepatic impairment and is not recommended in these patients (8.6)

**See 17 for PATIENT COUNSELING INFORMATION.**

**Revised: 5/2022**

## **FULL PRESCRIBING INFORMATION: CONTENTS\***

### **1 INDICATIONS AND USAGE**

1.1 Non-24-Hour Sleep-Wake Disorder (Non-24)

### **2 DOSAGE AND ADMINISTRATION**

2.2 Recommended Dosage for Tasimelteon Capsules for Non-24

2.4 Important Administration Information

### **3 DOSAGE FORMS AND STRENGTHS**

### **4 CONTRAINDICATIONS**

### **5 WARNINGS AND PRECAUTIONS**

5.1 Somnolence

### **6 ADVERSE REACTIONS**

6.1 Clinical Trials Experience

### **7 DRUG INTERACTIONS**

7.1 Strong CYP1A2 Inhibitors (e.g., fluvoxamine)

7.2 Strong CYP3A4 Inducers (e.g., rifampin)

7.3 Beta-Adrenergic Receptor Antagonists (e.g., acebutolol, metoprolol)

### **8 USE IN SPECIFIC POPULATIONS**

8.1 Pregnancy

8.2 Lactation

8.4 Pediatric Use

8.5 Geriatric Use

8.6 Hepatic Impairment

8.7 Smokers

### **9 DRUG ABUSE AND DEPENDENCE**

9.1 Controlled Substance

9.2 Abuse

9.3 Dependence

### **10 OVERDOSAGE**

### **11 DESCRIPTION**

### **12 CLINICAL PHARMACOLOGY**

12.1 Mechanism of Action

12.2 Pharmacodynamics

12.3 Pharmacokinetics

### **13 NONCLINICAL TOXICOLOGY**

13.1 Carcinogenesis, Mutagenesis, Impairment of Fertility

### **14 CLINICAL STUDIES**

14.1 Non-24-Hour Sleep-Wake Disorder (Non-24)

### **16 HOW SUPPLIED/STORAGE AND HANDLING**

### **17 PATIENT COUNSELING INFORMATION**

\* Sections or subsections omitted from the full prescribing information are not listed.

---

## **FULL PRESCRIBING INFORMATION**

### **1 INDICATIONS AND USAGE**

### **1.1 Non-24-Hour Sleep-Wake Disorder (Non-24)**

- Tasimelteon capsules are indicated for the treatment of Non-24 in adults.

## **2 DOSAGE AND ADMINISTRATION**

### **2.2 Recommended Dosage for Tasimelteon Capsules for Non-24**

#### Adults

The recommended dosage of tasimelteon capsules in adults is 20 mg one hour before bedtime, at the same time every night.

Because of individual differences in circadian rhythms, drug effect may not occur for weeks or months.

### **2.4 Important Administration Information**

Administer tasimelteon capsules without food [*see Clinical Pharmacology (12.3)*].

If a patient is unable to take tasimelteon capsules at approximately the same time on a given night, they should skip that dose and take the next dose as scheduled.

## **3 DOSAGE FORMS AND STRENGTHS**

Capsules: Each size 1 hard gelatin capsule with light blue opaque cap and body imprinted with A44 on cap in black ink contains white to off-white color granular powder.

## **4 CONTRAINDICATIONS**

None.

## **5 WARNINGS AND PRECAUTIONS**

### **5.1 Somnolence**

After taking tasimelteon capsules, patients should limit their activity to preparing for going to bed. Tasimelteon can potentially impair the performance of activities requiring complete mental alertness.

## **6 ADVERSE REACTIONS**

### **6.1 Clinical Trials Experience**

Because clinical trials are conducted under widely varying conditions, adverse reaction rates observed in the clinical trials of a drug cannot be directly compared to rates in the clinical trials of another drug and may not reflect the rates observed in clinical practice.

More than 2080 subjects have been treated with at least one dose of tasimelteon, of which more than 380 have been treated for > 26 weeks and more than 170 have been treated for > 1 year.

## **Non-24-Hour Sleep-Wake Disorder (Non-24)**

A 26-week, parallel-arm placebo-controlled study (Study 1) evaluated tasimelteon (n=42) compared to placebo (n=42) in patients with Non-24. A randomized-withdrawal, placebo-controlled study of 8 weeks duration (Study 2) also evaluated tasimelteon (n=10), compared to placebo (n=10), in patients with Non-24.

In placebo-controlled studies, 6% of patients exposed to tasimelteon discontinued treatment due to an adverse event, compared with 4% of patients who received placebo.

Table 2 shows the incidence of adverse reactions from Study 1.

**Table 2: Adverse Reactions in Study 1**

	<b>Tasimelteon N=42</b>	<b>Placebo N=42</b>
Headache	17%	7%
Alanine aminotransferase increased	10%	5%
Nightmare/abnormal dreams	10%	0%
Upper respiratory tract infection	7%	0%
Urinary tract infection	7%	2%

\*Adverse reactions with an incidence >5% and at least twice as high on tasimelteon than on placebo are displayed.

## **7 DRUG INTERACTIONS**

### **7.1 Strong CYP1A2 Inhibitors (e.g., fluvoxamine)**

Avoid use of tasimelteon in combination with fluvoxamine or other strong CYP1A2 inhibitors because of a potentially large increase in tasimelteon exposure and greater risk of adverse reactions [see *Clinical Pharmacology (12.3)*].

### **7.2 Strong CYP3A4 Inducers (e.g., rifampin)**

Avoid use of tasimelteon in combination with rifampin or other CYP3A4 inducers because of a potentially large decrease in tasimelteon exposure with reduced efficacy [see *Clinical Pharmacology (12.3)*].

### **7.3 Beta-Adrenergic Receptor Antagonists (e.g., acebutolol, metoprolol)**

Beta-adrenergic receptor antagonists have been shown to reduce the production of melatonin via specific inhibition of beta-1 adrenergic receptors. Nighttime administration of beta- adrenergic receptor antagonists may reduce the efficacy of tasimelteon.

## **8 USE IN SPECIFIC POPULATIONS**

### **8.1 Pregnancy**

#### Risk Summary

Available postmarketing case reports with tasimelteon use in pregnant women are not sufficient to evaluate drug-associated risk of major birth defects, miscarriage or adverse maternal or fetal outcomes. In pregnant rats, no embryofetal developmental toxicity was observed at exposures of 50 mg/kg/day, or up to 24 times higher than the human exposure at the maximum recommended human dose (MRHD) (see Data).

The estimated background risk of major birth defects and miscarriage for the indicated populations are unknown. In the U.S. general population, the estimated background risk of major birth defects and miscarriage in clinically recognized pregnancies is 2% to 4% and 15% to 20%, respectively.

#### Data

##### *Animal Data*

In pregnant rats administered tasimelteon at oral doses of 5 mg/kg/day, 50 mg/kg/day, or 500 mg/kg/day during the period of organogenesis, there were no effects on embryofetal development. The highest dose tested is approximately 240 times the MRHD of 20 mg/day, based on  $\text{mg}/\text{m}^2$  body surface area.

In pregnant rabbits administered tasimelteon at oral doses of 5 mg/kg/day, 30 mg/kg/day, or 200 mg/kg/day during the period of organogenesis, embryolethality and embryofetal toxicity (reduced fetal body weight and delayed ossification) were observed at the highest dose tested. The highest dose is approximately 200 times the MRHD.

Oral administration of tasimelteon at 50 mg/kg/day, 150 mg/kg/day, or 450 mg/kg/day to rats throughout organogenesis resulted in persistent reductions in body weight, delayed sexual maturation, and physical development, and neurobehavioral impairment in offspring at the highest dose tested which is approximately 220 times the MRHD based on  $\text{mg}/\text{m}^2$  body surface area. Reduced body weight in offspring was also observed at the mid-dose. The no effect dose (NOEL), (50 mg/kg/day) is approximately 25 times the MRHD based on  $\text{mg}/\text{m}^2$  body surface area.

### **8.2 Lactation**

#### Risk Summary

There are no data on the presence of tasimelteon or its metabolites in human or animal milk, the effects on the breastfed infant, or the effects on milk production. The developmental and health benefits of breastfeeding should be considered along with the mother's clinical need for tasimelteon and any potential adverse effects on the breastfed infant from tasimelteon or from the underlying maternal condition.

### **8.4 Pediatric Use**

Safety and effectiveness of tasimelteon for the treatment of Non-24 in pediatric patients have not been established.

## Juvenile Animal Toxicity Data

Juvenile rats received oral doses of tasimelteon at 50, 150, or 450 mg/kg from weaning (day 21) through adulthood (day 90). These doses are approximately 12 to 108 times the maximum recommended human dose (MRHD) of 20 mg based on a mg/m<sup>2</sup> body surface area. Toxicity was observed mainly at the highest dose and included mortality (females only), tremors, unsteady gait, decrease in growth and development compared to controls. The former reflected as decreases in bone growth, bone mineral content, bone ossification, and a delay in attainment of sexual maturation. Tasimelteon had no effect on fertility, reproduction, or learning and memory. The No Observed Adverse Effect Level (NOAEL) is 150 mg/kg/day, which is approximately 178 times the MRHD based on AUC.

### **8.5 Geriatric Use**

The risk of adverse reactions may be greater in elderly (>65 years) patients than younger patients because exposure to tasimelteon is increased by approximately 2-fold compared with younger patients.

### **8.6 Hepatic Impairment**

Dose adjustment is not necessary in patients with mild or moderate hepatic impairment. Tasimelteon has not been studied in patients with severe hepatic impairment (Child-Pugh Class C). Therefore, tasimelteon is not recommended for use in patients with severe hepatic impairment [see *Clinical Pharmacology (12.3)*].

### **8.7 Smokers**

Smoking causes induction of CYP1A2 levels. The exposure of tasimelteon in smokers was lower than in non-smokers and therefore the efficacy of tasimelteon may be reduced in smokers [see *Clinical pharmacology (12.3)*].

## **9 DRUG ABUSE AND DEPENDENCE**

### **9.1 Controlled Substance**

Tasimelteon is not a controlled substance under the Controlled Substances Act.

### **9.2 Abuse**

Tasimelteon did not produce any abuse-related signals in animal behavioral studies. Rats did not self-administer tasimelteon, suggesting that the drug does not have rewarding properties. There were also no signs or symptoms indicative of abuse potential in clinical studies with tasimelteon.

### **9.3 Dependence**

Discontinuation of tasimelteon in humans following chronic administration did not produce withdrawal signs. Tasimelteon does not appear to produce physical dependence.

## **10 OVERDOSAGE**

There is limited premarketing clinical experience with the effects of an overdose of tasimelteon.

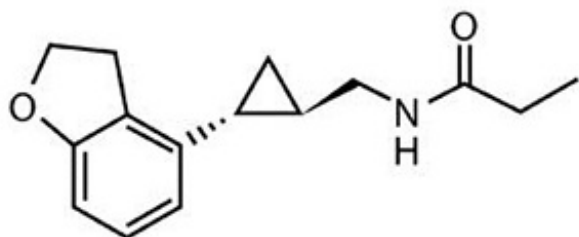
As with the management of any overdose, general symptomatic and supportive measures should be used, along with immediate gastric lavage where appropriate. Intravenous fluids should be administered as needed. Respiration, pulse, blood pressure, and other appropriate vital signs should be monitored, and general supportive measures employed.

While hemodialysis was effective at clearing tasimelteon and the majority of its major metabolites in patients with renal impairment, it is not known if hemodialysis will effectively reduce exposure in the case of overdose.

As with the management of any overdose, the possibility of multiple drug ingestion should be considered. Contact a poison control center for current information on the management of overdose.

## 11 DESCRIPTION

Tasimelteon is a melatonin receptor agonist, chemically designated as (1*R*, 2*R*)-*N*-[2-(2,3-dihydrobenzofuran-4-yl)cyclopropylmethyl]propanamide, containing two chiral centers. The molecular formula is C<sub>15</sub>H<sub>19</sub>NO<sub>2</sub>, and the molecular weight is 245.32. The structural formula is:



Tasimelteon is a white to off-white crystalline powder. It is very slightly soluble in cyclohexane, slightly soluble in water and 0.1 N hydrochloric acid, and freely soluble or very soluble in methanol, 95% ethanol, acetonitrile, isopropanol, polyethylene glycol 300, propylene glycol and ethyl acetate.

Tasimelteon is available in 20 mg strength capsules for oral administration. Inactive ingredients are colloidal silicon dioxide, croscarmellose sodium, lactose anhydrous, magnesium stearate, and microcrystalline cellulose. Each capsule shell consists of FD&C Blue No. 1, FD&C Red No. 40, gelatin, sodium lauryl sulfate, and titanium dioxide. The imprinting ink contains black iron oxide, potassium hydroxide, propylene glycol, and shellac.

## 12 CLINICAL PHARMACOLOGY

### 12.1 Mechanism of Action

The mechanism by which tasimelteon exerts its therapeutic effect in patients with Non-24 is unclear. However, tasimelteon is an agonist at melatonin MT<sub>1</sub> and MT<sub>2</sub> receptors which are thought to be involved in the control of circadian rhythms.

## 12.2 Pharmacodynamics

Tasimelteon is an agonist at MT<sub>1</sub> and MT<sub>2</sub> receptors with greater affinity for the MT<sub>2</sub> as compared to the MT<sub>1</sub> receptor (K<sub>i</sub> = 0.304 nM and 0.07 nM, respectively). The major metabolites of tasimelteon have less than one-tenth of the binding affinity of the parent molecule for both the MT<sub>1</sub> and MT<sub>2</sub> receptors.

## 12.3 Pharmacokinetics

The pharmacokinetics of tasimelteon is linear over doses ranging from 3 to 300 mg (0.15 to 15 times the recommended daily dosage). The pharmacokinetics of tasimelteon and its metabolites did not change with repeated daily dosing.

### Absorption

The absolute oral bioavailability is 38.3%. The peak concentration (T<sub>max</sub>) of tasimelteon occurred approximately 0.5 to 3 hours after fasted oral administration.

### *Effect of food*

When administered with a high-fat meal, the C<sub>max</sub> of tasimelteon was 44% lower than when given in a fasted state, and the median T<sub>max</sub> was delayed by approximately 1.75 hours. Therefore, tasimelteon should be taken without food.

### Distribution

The apparent oral volume of distribution of tasimelteon at steady state in young healthy subjects is approximately 59 L to 126 L. At therapeutic concentrations, tasimelteon is about 90% bound to proteins.

### Metabolism

Tasimelteon is extensively metabolized. Metabolism of tasimelteon consists primarily of oxidation at multiple sites and oxidative dealkylation resulting in opening of the dihydrofuran ring followed by further oxidation to give a carboxylic acid. CYP1A2 and CYP3A4 are the major isozymes involved in the metabolism of tasimelteon.

Phenolic glucuronidation is the major phase II metabolic route.

Major metabolites had 13-fold or less activity at melatonin receptors compared to tasimelteon.

### Elimination

Following oral administration of radiolabeled tasimelteon, 80% of total radioactivity was excreted in urine and approximately 4% in feces, resulting in a mean recovery of 84%. Less than 1% of the dose was excreted in urine as the parent compound.

The observed mean elimination half-life for tasimelteon is 1.3 ± 0.4 hours. The mean terminal elimination half-life ± standard deviation of the main metabolites ranges from 1.3 ± 0.5 to 3.7 ± 2.2.

Repeated once daily dosing with tasimelteon does not result in changes in pharmacokinetic parameters or significant accumulation of tasimelteon.



## Studies in Specific Populations

### *Elderly*

In elderly subjects, tasimelteon exposure increased by approximately two-fold compared with non-elderly adults.

### *Gender*

The mean overall exposure of tasimelteon was approximately 20% to 30% greater in female than in male subjects.

### *Race*

The effect of race on exposure of tasimelteon was not evaluated.

### *Hepatic Impairment*

The pharmacokinetic profile of a 20 mg dose of tasimelteon was compared among eight subjects with mild hepatic impairment (Child-Pugh Score  $\geq 5$  and  $\leq 6$  points), eight subjects with moderate hepatic impairment (Child-Pugh Score  $\geq 7$  and  $\leq 9$  points), and 13 healthy matched controls. Tasimelteon exposure was increased less than two-fold in subjects with moderate hepatic impairment. Therefore, no dose adjustment is needed in patients with mild or moderate hepatic impairment. Tasimelteon has not been studied in patients with severe hepatic impairment (Child-Pugh Class C) and is not recommended in these patients.

### *Renal Impairment*

The pharmacokinetic profile of a 20 mg dose of tasimelteon was compared among eight subjects with severe renal impairment (estimated glomerular filtration rate [eGFR]  $\leq 29$  mL/min/1.73 m<sup>2</sup>), eight subjects with end-stage renal disease (ESRD) (GFR  $< 15$  mL/min/1.73 m<sup>2</sup>) requiring hemodialysis, and sixteen healthy matched controls. There was no apparent relationship between tasimelteon CL/F and renal function, as measured by either estimated creatinine clearance or eGFR. Subjects with severe renal impairment had a 30% lower clearance, and clearance in subjects with ESRD was comparable to that of healthy subjects. No dose adjustment is necessary for patients with renal impairment.

### *Smokers (smoking is a moderate CYP1A2 inducer)*

Tasimelteon exposure decreased by approximately 40% in smokers, compared to non-smokers [see *Use in Specific Populations (8.7)*].

## Drug Interaction Studies

No potential drug interactions were identified in *in vitro* studies with CYP inducers or inhibitors of CYP1A1, CYP1A2, CYP2B6, CYP2C9/2C19, CYP2E1, CYP2D6, and transporters including P-glycoprotein, OATP1B1, OATP1B3, OCT2, OAT1, and OAT3.

### *Effect of Other Drugs on Tasimelteon*

Drugs that inhibit CYP1A2 and CYP3A4 are expected to alter the metabolism of tasimelteon.

*Fluvoxamine (strong CYP1A2 inhibitor)*: the AUC<sub>0-inf</sub> and C<sub>max</sub> of tasimelteon increased by 7-fold and 2-fold, respectively, when coadministered with fluvoxamine 50 mg (after 6 days of fluvoxamine 50 mg per day) [see *Drug Interactions (7.1)*].

*Ketoconazole (strong CYP3A4 inhibitor):* tasimelton exposure increased by approximately 50% when coadministered with ketoconazole 400 mg (after 5 days of ketoconazole 400 mg per day) [see *Drug Interactions (7.2)*].

*Rifampin (strong CYP3A4 and moderate CYP2C19 inducer):* the exposure of tasimelton decreased by approximately 90% when coadministered with rifampin 600 mg (after 11 days of rifampin 600 mg per day). Efficacy may be reduced when tasimelton is used in combination with strong CYP3A4 inducers, such as rifampin [see *Drug Interactions (7.2)*].

#### *Effect of Tasimelton on Other Drugs*

*Midazolam (CYP3A4 substrate):* Administration of tasimelton 20 mg once a day for 14 days did not produce any significant changes in the  $T_{max}$ ,  $C_{max}$ , or AUC of midazolam or 1-OH midazolam. This indicates there is no induction of CYP3A4 by tasimelton at this dose.

*Rosiglitazone (CYP2C8 substrate):* Administration of tasimelton 20 mg once a day for 16 days did not produce any clinically significant changes in the  $T_{max}$ ,  $C_{max}$ , or AUC of rosiglitazone after oral administration of 4 mg. This indicates that there is no induction of CYP2C8 by tasimelton at this dose.

#### *Effect of Alcohol on Tasimelton*

In a study of 28 healthy volunteers, a single dose of ethanol (0.6 g/kg for women and 0.7 g/kg for men) was coadministered with a 20 mg dose of tasimelton. There was a trend for an additive effect of tasimelton and ethanol on some psychomotor tests.

## **13 NONCLINICAL TOXICOLOGY**

### **13.1 Carcinogenesis, Mutagenesis, Impairment of Fertility**

#### *Carcinogenesis*

Tasimelton was administered orally for up to two years to mice (30 mg/kg/day, 100 mg/kg/day, and 300 mg/kg/day) and rats (20 mg/kg/day, 100 mg/kg/day, and 250 mg/kg/day). No evidence of carcinogenic potential was observed in mice; the highest dose tested is approximately 75 times the maximum recommended human dose (MRHD) of 20 mg/day, based on a  $\text{mg}/\text{m}^2$  body surface area. In rats, the incidence of liver tumors was increased in males (adenoma and carcinoma) and females (adenoma) at 100 mg/kg/day and 250 mg/kg/day; the incidence of tumors of the uterus (endometrial adenocarcinoma) and uterus and cervix (squamous cell carcinoma) were increased at 250 mg/kg/day. There was no increase in tumors at the lowest dose tested in rats, which is approximately 10 times the MRHD based on a  $\text{mg}/\text{m}^2$  body surface area.

#### *Mutagenesis*

Tasimelton was negative in an *in vitro* bacterial reverse mutation (Ames) assay, an *in vitro* cytogenetics assay in primary human lymphocytes, and an *in vivo* micronucleus assay in rats.

#### *Impairment of Fertility*

When male and female rats were given tasimelton at oral doses of 5 mg/kg/day, 50

mg/kg/day, or 500 mg/kg/day prior to and throughout mating and continuing in females to gestation day 7, estrus cycle disruption and decreased fertility were observed at all but the lowest dose tested. The no-effect dose for effects on female reproduction (5 mg/kg/day) is approximately 2 times the MRHD based on a mg/m<sup>2</sup> body surface area.

## 14 CLINICAL STUDIES

### 14.1 Non-24-Hour Sleep-Wake Disorder (Non-24)

The effectiveness of tasimelteon in the treatment of Non-24-Hour Sleep-Wake Disorder (Non-24) was established in two randomized double-masked, placebo-controlled, multicenter, parallel-group studies (Studies 1 and 2) in totally blind patients with Non-24.

In study 1, 84 patients with Non-24 (median age 54 years) were randomized to receive tasimelteon 20 mg or placebo, one hour prior to bedtime, at the same time every night for up to 6 months.

Study 2 was a randomized withdrawal trial in 20 patients with Non-24 (median age 55 years) that was designed to evaluate the maintenance of efficacy of tasimelteon after 12-weeks. Patients were treated for approximately 12 weeks with tasimelteon 20 mg one hour prior to bedtime, at the same time every night. Patients in whom the calculated time of peak melatonin level (melatonin acrophase) occurred at approximately the same time of day (in contrast to the expected daily delay) during the run-in phase were randomized to receive placebo or continue treatment with tasimelteon 20 mg for 8 weeks.

Study 1 and Study 2 evaluated the duration and timing of nighttime sleep and daytime naps via patient-recorded diaries. During Study 1, patient diaries were recorded for an average of 88 days during screening, and 133 days during randomization. During Study 2, patient diaries were recorded for an average of 57 days during the run-in phase, and 59 days during the randomized-withdrawal phase.

Because symptoms of nighttime sleep disruption and daytime sleepiness are cyclical in patients with Non-24, with severity varying according to the state of alignment of the individual patient's circadian rhythm with the 24-hour day (least severe when fully aligned, most severe when 12 hours out of alignment), efficacy endpoints for nighttime total sleep time and daytime nap duration were based on the 25% of nights with the least nighttime sleep, and the 25% of days with the most daytime nap time. In Study 1, patients in the tasimelteon group had, at baseline, an average 195 minutes of nighttime sleep and 137 minutes of daytime nap time on the 25% of most symptomatic nights and days, respectively. Treatment with tasimelteon resulted in a significant improvement, compared with placebo, for both of these endpoints in Study 1 and Study 2 (see Table 3).

**Table 3: Effects of Tasimelteon 20 mg on Nighttime Sleep Time and Daytime Nap Time in Study 1 and Study 2**

	Study 1		Study 2	
Change from Baseline	Tasimelteon 20 mg N=42	Placebo N=42	Tasimelteon 20 mg N=10	Placebo N=10

Nighttime sleep time on 25% most symptomatic nights (minutes)	50	22	-7	-74
Daytime nap time on 25% most symptomatic days (minutes)	-49	-22	-9	50

A responder analysis of patients with both  $\geq 45$  minutes increase in nighttime sleep and  $\geq 45$  minutes decrease in daytime nap time was conducted in Study 1: 29% (n=12) of patients treated with tasimelteon, compared with 12% (n=5) of patients treated with placebo met the responder criteria.

## 16 HOW SUPPLIED/STORAGE AND HANDLING

Tasimelteon capsules are available as follows:

20 mg – Each size 1 hard gelatin capsule with light blue opaque cap and body imprinted with A44 on cap in black ink contains white to off-white color granular powder. Capsules are supplied in bottles of 30 (NDC 0480-4490-56).

### Storage and Handling

Store at 25°C (77°F); excursions permitted to 15° to 30°C (59° to 86°F) [see USP Controlled Room Temperature]. Protect from exposure to light and moisture.

## 17 PATIENT COUNSELING INFORMATION

- Advise patients to limit their activities to preparing for going to bed after taking tasimelteon capsules because tasimelteon can potentially impair the performance of activities requiring complete mental alertness [see *Warnings and Precautions (5.1)*].
- Administration Information for tasimelteon capsules [see *Dosage and Administration (2.2, 2.4)*].
  - Advise patients to take tasimelteon without food.
  - Advise patients to take tasimelteon before bedtime at the same time every night.
  - Advise patients to skip the dose that night if they cannot take tasimelteon at approximately the same time on a given night.
  - Advise patients to swallow tasimelteon capsules whole.
- Advise patients that because of individual differences in circadian rhythms, daily use for several weeks or months may be necessary before benefit from tasimelteon capsules is observed [see *Dosage and Administration (2.2)*].

Manufactured in India By:

**Watson Pharma Private Limited**

Verna, Salcette Goa 403 722 INDIA

Manufactured For:

**Teva Pharmaceuticals**

Parsippany, NJ 07054

Iss. 5/2022

## PACKAGE LABEL.PRINCIPAL DISPLAY PANEL

NDC 0480-4490-56

Tasimelton Capsules

20 mg

Rx only


30 Capsules

NDC 0480-4490-56

# Tasimelton Capsules


**20 mg**

Rx only  
30 Capsules



Each capsule contains 20 mg of tasimelton.  
**Usual Dosage:** 20 mg per day taken before bedtime, at the same time every night.  
Tasimelton capsules should be taken without food. See full prescribing information.  
Store at 25°C (77°F); excursions permitted to 15° to 30°C (59° to 86°F) [see USP Controlled Room Temperature]. Protect from exposure to light and moisture.  
**KEEP THIS AND ALL MEDICATIONS OUT OF THE REACH OF CHILDREN.**  
Manufactured in India By:  
Watson Pharma Private Limited  
Verna, Salcette Goa 403 722 India  
Manufactured For:  
Teva Pharmaceuticals  
Parsippany, NJ 07054  
Iss. 5/2022

LOT/EXP. BELOW



3 0480-4490-56 3

32089628-01

Serialization Coding Area

## TASIMELTEON

tasimelton capsule, gelatin coated

### Product Information

<b>Product Type</b>	HUMAN PRESCRIPTION DRUG	<b>Item Code (Source)</b>	NDC:0480-4490
<b>Route of Administration</b>	ORAL		

### Active Ingredient/Active Moiety

Ingredient Name	Basis of Strength	Strength
TASIMELTEON (UNII: SHS4PU80D9) (TASIMELTEON - UNII:SHS4PU80D9)	TASIMELTEON	20 mg

### Inactive Ingredients

Ingredient Name	Strength
SILICON DIOXIDE (UNII: ETJ7Z6XBU4)	
CROSCARMELOSE SODIUM (UNII: M28OL1HH48)	
ANHYDROUS LACTOSE (UNII: 3SY5LH9PMK)	
MAGNESIUM STEARATE (UNII: 70097M6I30)	
MICROCRYSTALLINE CELLULOSE (UNII: OP1R32D61U)	
FD&C BLUE NO. 1 (UNII: H3R47K3TBD)	
FD&C RED NO. 40 (UNII: WZB9127XOA)	
GELATIN (UNII: 2G86QN327L)	
SODIUM LAURYL SULFATE (UNII: 368GB5141J)	

<b>TITANIUM DIOXIDE</b> (UNII: 15FIX9V2JP)	
<b>FERROSO FERRIC OXIDE</b> (UNII: XM0M87F357)	
<b>POTASSIUM HYDROXIDE</b> (UNII: WZH3C48M4T)	
<b>PROPYLENE GLYCOL</b> (UNII: 6DC9Q167V3)	
<b>SHELLAC</b> (UNII: 46N107B71O)	

### Product Characteristics

<b>Color</b>	blue (light blue)	<b>Score</b>	no score
<b>Shape</b>	CAPSULE	<b>Size</b>	19mm
<b>Flavor</b>		<b>Imprint Code</b>	A44
<b>Contains</b>			

### Packaging

#	Item Code	Package Description	Marketing Start Date	Marketing End Date
1	NDC:0480-4490-56	30 in 1 BOTTLE; Type 0: Not a Combination Product	12/29/2022	

### Marketing Information

Marketing Category	Application Number or Monograph Citation	Marketing Start Date	Marketing End Date
ANDA	ANDA211601	12/29/2022	

**Labeler** - Teva Pharmaceuticals, Inc. (022629579)

Revised: 5/2022

Teva Pharmaceuticals, Inc.