

**DOXORUBICIN HYDROCHLORIDE LIPOSOME- doxorubicin hydrochloride
liposome injection, suspension, liposomal
Baxter Healthcare Corporation**

HIGHLIGHTS OF PRESCRIBING INFORMATION

These highlights do not include all the information needed to use DOXORUBICIN HYDROCHLORIDE LIPOSOME INJECTION safely and effectively. See full prescribing information for Doxorubicin hydrochloride liposome injection.

Doxorubicin Hydrochloride Liposome Injection, for intravenous use
Initial U.S. Approval: 1995

WARNING: CARDIOMYOPATHY and INFUSION-RELATED REACTIONS

See full prescribing information for complete boxed warning.

- Doxorubicin hydrochloride liposome injection can cause myocardial damage, including acute left ventricular failure. The risk of cardiomyopathy was 11% when the cumulative anthracycline dose was between 450 mg/m² to 550 mg/m². Assess left ventricular cardiac function prior to initiation of doxorubicin hydrochloride liposome injection, during treatment, and after treatment (5.1).
- Serious, life-threatening, and fatal infusion-related reactions can occur. Acute infusion-related reactions occurred in 11% of patients with solid tumors. Withhold doxorubicin hydrochloride liposome injection for infusion-related reactions and resume at a reduced rate. Discontinue doxorubicin hydrochloride liposome injection for serious or life-threatening infusion-related reactions (5.2).

----- **INDICATIONS AND USAGE** -----

Doxorubicin hydrochloride liposome injection is an anthracycline topoisomerase inhibitor indicated for:

- **Ovarian cancer:** After failure of platinum-based chemotherapy (1.1)
- **AIDS-related Kaposi's Sarcoma:** After failure of prior systemic chemotherapy or intolerance to such therapy (1.2)
- **Multiple Myeloma:** In combination with bortezomib in patients who have not previously received bortezomib and have received at least one prior therapy (1.3)

----- **DOSAGE AND ADMINISTRATION** -----

Administer doxorubicin hydrochloride liposome injection at an initial rate of 1 mg/min to minimize the risk of infusion reactions. If no infusion-related reactions occur, increase rate of infusion to complete administration over 1 hour. Do not administer as bolus injection or undiluted solution (2).

- **Ovarian cancer:** 50 mg/m² IV every 4 weeks (2.2)
- **AIDS-related Kaposi's Sarcoma:** 20 mg/m² IV every 3 weeks (2.3)
- **Multiple Myeloma:** 30 mg/m² IV on day 4 following bortezomib (2.4)

----- **DOSAGE FORMS AND STRENGTHS** -----

Doxorubicin hydrochloride liposome injection: 20 mg/10 mL (2 mg/mL) and 50 mg/25 mL (2 mg/mL) in single-dose vials (3)

----- **CONTRAINDICATIONS** -----

- Hypersensitivity reactions to doxorubicin hydrochloride or the components of doxorubicin hydrochloride liposome injection (4, 5.2)

----- **WARNINGS AND PRECAUTIONS** -----

- Hand-Foot Syndrome may occur. Dose modification or discontinuation may be required (5.3)
- Embryo-Fetal Toxicity: Can cause fetal harm. Advise of potential risk to a fetus. Use effective contraception (5.5, 8.1, 8.3)

----- **ADVERSE REACTIONS** -----

Most common adverse reactions (>20%) are asthenia, fatigue, fever, anorexia, nausea, vomiting, stomatitis, diarrhea,

constipation, hand-foot syndrome, rash, neutropenia, thrombocytopenia, and anemia (6).

To report SUSPECTED ADVERSE REACTIONS, contact or FDA at 1-800-FDA-1088 or www.fda.gov/medwatch.

----- USE IN SPECIFIC POPULATIONS -----

- Lactation: Discontinue breastfeeding (8.2).

See 17 for PATIENT COUNSELING INFORMATION.

Revised: 8/2019

FULL PRESCRIBING INFORMATION: CONTENTS*

WARNING: CARDIOMYOPATHY and INFUSION-RELATED REACTIONS

1 INDICATIONS AND USAGE

- 1.1 Ovarian Cancer
- 1.2 AIDS-Related Kaposi's Sarcoma
- 1.3 Multiple Myeloma

2 DOSAGE AND ADMINISTRATION

- 2.1 Important Use Information
- 2.2 Ovarian Cancer
- 2.3 AIDS-Related Kaposi's Sarcoma
- 2.4 Multiple Myeloma
- 2.5 Dose Modifications for Adverse Reactions
- 2.6 Preparation and Administration
- 2.7 Procedure for Proper Handling and Disposal

3 DOSAGE FORMS AND STRENGTHS

4 CONTRAINDICATIONS

5 WARNINGS AND PRECAUTIONS

- 5.1 Cardiomyopathy
- 5.2 Infusion-Related Reactions
- 5.3 Hand-Foot Syndrome (HFS)
- 5.4 Secondary Oral Neoplasms
- 5.5 Embryo-Fetal Toxicity

6 ADVERSE REACTIONS

- 6.1 Clinical Trials Experience
- 6.2 Postmarketing Experience

7 DRUG INTERACTIONS

8 USE IN SPECIFIC POPULATIONS

- 8.1 Pregnancy
- 8.2 Lactation
- 8.3 Females and Males of Reproductive Potential
- 8.4 Pediatric Use
- 8.5 Geriatric Use
- 8.6 Hepatic Impairment

10 OVERDOSAGE

11 DESCRIPTION

12 CLINICAL PHARMACOLOGY

- 12.1 Mechanism of Action
- 12.3 Pharmacokinetics

13 NONCLINICAL TOXICOLOGY

- 13.1 Carcinogenesis, Mutagenesis, Impairment of Fertility

14 CLINICAL STUDIES

- 14.1 Ovarian Cancer

14.2 AIDS-Related Kaposi's Sarcoma

14.3 Multiple Myeloma

15 REFERENCES

16 HOW SUPPLIED/STORAGE AND HANDLING

17 PATIENT COUNSELING INFORMATION

* Sections or subsections omitted from the full prescribing information are not listed.

FULL PRESCRIBING INFORMATION

WARNING: CARDIOMYOPATHY and INFUSION-RELATED REACTIONS

- **Doxorubicin hydrochloride liposome injection can cause myocardial damage, including acute left ventricular failure. The risk of cardiomyopathy was 11% when the cumulative anthracycline dose was between 450 mg/m² to 550 mg/m². Assess left ventricular cardiac function prior to initiation of doxorubicin hydrochloride liposome injection and during and after treatment [see Warnings and Precautions (5.1)].**
- **Serious, life-threatening, and fatal infusion-related reactions can occur with doxorubicin hydrochloride liposome injection. Acute infusion-related reactions occurred in 11% of patients with solid tumors. Withhold doxorubicin hydrochloride liposome injection for infusion-related reactions and resume at a reduced rate. Discontinue doxorubicin hydrochloride liposome injection for serious or life-threatening infusion-related reactions [see Warnings and Precautions (5.2)].**

1 INDICATIONS AND USAGE

1.1 Ovarian Cancer

Doxorubicin hydrochloride liposome injection is indicated for the treatment of patients with ovarian cancer whose disease has progressed or recurred after platinum-based chemotherapy.

1.2 AIDS-Related Kaposi's Sarcoma

Doxorubicin hydrochloride liposome injection is indicated for the treatment of AIDS-related Kaposi's sarcoma in patients after failure of prior systemic chemotherapy or intolerance to such therapy.

1.3 Multiple Myeloma

Doxorubicin hydrochloride liposome injection, in combination with bortezomib, is indicated for the treatment of patients with multiple myeloma who have not previously received bortezomib and have received at least one prior therapy.

2 DOSAGE AND ADMINISTRATION

2.1 Important Use Information

Do not substitute doxorubicin hydrochloride liposome injection for other doxorubicin hydrochloride products.

Do not administer as an undiluted suspension or as an intravenous bolus [see Warnings and Precautions (5.2)].

2.2 Ovarian Cancer

The recommended dose of doxorubicin hydrochloride liposome injection is 50 mg/m² intravenously over 60 minutes every 28 days until disease progression or unacceptable toxicity.

2.3 AIDS-Related Kaposi's Sarcoma

The recommended dose of doxorubicin hydrochloride liposome injection is 20 mg/m² intravenously over 60 minutes every 21 days until disease progression or unacceptable toxicity.

2.4 Multiple Myeloma

The recommended dose of doxorubicin hydrochloride liposome injection is 30 mg/m² intravenously over 60 minutes on day 4 of each 21-day cycle for eight cycles or until disease progression or unacceptable toxicity. Administer doxorubicin hydrochloride liposome injection after bortezomib on day 4 of each cycle [see *Clinical Studies (14.3)*].

2.5 Dose Modifications for Adverse Reactions

Do not increase doxorubicin hydrochloride liposome injection after a dose reduction for toxicity.

Table 1: Recommended Dose Modifications for Hand-Foot Syndrome, Stomatitis, or Hematologic Adverse Reactions

Toxicity	Dose Adjustment
Hand-Foot Syndrome (HFS)	
Grade 1: Mild erythema, swelling, or desquamation not interfering with daily activities	<ul style="list-style-type: none">• If no previous Grade 3 or 4 HFS: no dose adjustment.• If previous Grade 3 or 4 HFS: delay dose up to 2 weeks, then decrease dose by 25%.
Grade 2: Erythema, desquamation, or swelling interfering with, but not precluding normal physical activities; small blisters or ulcerations less than 2 cm in diameter	<ul style="list-style-type: none">• Delay dosing up to 2 weeks or until resolved to Grade 0-1.• Discontinue doxorubicin hydrochloride liposome injection if no resolution after 2 weeks.• If resolved to Grade 0-1 within 2 weeks:<ul style="list-style-type: none">◦ <u>And</u> no previous Grade 3 or 4 HFS: continue treatment at previous dose.◦ <u>And</u> previous Grade 3 or 4 toxicity: decrease dose by 25%.
Grade 3: Blistering, ulceration, or swelling interfering with walking or normal daily activities; cannot wear regular clothing	<ul style="list-style-type: none">• Delay dosing up to 2 weeks or until resolved to Grade 0-1, then decrease dose by 25%.• Discontinue doxorubicin hydrochloride liposome injection if no resolution after 2 weeks.
Grade 4: Diffuse or local process causing infectious complications, or a bed ridden state or hospitalization	<ul style="list-style-type: none">• Delay dosing up to 2 weeks or until resolved to Grade 0-1, then decrease dose by 25%.• Discontinue doxorubicin hydrochloride liposome injection if no resolution after 2 weeks.
Stomatitis	

Grade 1: Painless ulcers, erythema, or mild soreness	<ul style="list-style-type: none"> If no previous Grade 3 or 4 toxicity: no dose adjustment. If previous Grade 3 or 4 toxicity: delay up to 2 weeks then decrease dose by 25%.
Grade 2: Painful erythema, edema, or ulcers, but can eat	<ul style="list-style-type: none"> Delay dosing up to 2 weeks or until resolved to Grade 0-1. Discontinue doxorubicin hydrochloride liposome injection if there is no resolution after 2 weeks. If resolved to Grade 0-1 within 2 weeks: <ul style="list-style-type: none"> <u>And</u> no previous Grade 3 or 4 stomatitis: resume treatment at previous dose. <u>And</u> previous Grade 3 or 4 toxicity: decrease dose by 25%.
Grade 3: Painful erythema, edema, or ulcers, and cannot eat	<ul style="list-style-type: none"> Delay dosing up to 2 weeks or until resolved to Grade 0-1. Decrease dose by 25% and return to original dose interval. If after 2 weeks there is no resolution, discontinue doxorubicin hydrochloride liposome injection.
Grade 4: Requires parenteral or enteral support	<ul style="list-style-type: none"> Delay dosing up to 2 weeks or until resolved to Grade 0-1. Decrease dose by 25% and return to original dose interval. If after 2 weeks there is no resolution, discontinue doxorubicin hydrochloride liposome injection.
Neutropenia or Thrombocytopenia	
Grade 1	No dose reduction
Grade 2	Delay until ANC \geq 1,500 and platelets \geq 75,000; resume treatment at previous dose
Grade 3	Delay until ANC \geq 1,500 and platelets \geq 75,000; resume treatment at previous dose
Grade 4	Delay until ANC \geq 1,500 and platelets \geq 75,000; resume at 25% dose reduction or continue previous dose with prophylactic granulocyte growth factor

Table 2: Recommended Dose Modifications of Doxorubicin Hydrochloride Liposome Injection for Toxicity When Administered in Combination With Bortezomib

Toxicity	Doxorubicin hydrochloride liposome injection
Fever \geq 38°C and ANC $<$ 1,000/mm ³	<ul style="list-style-type: none"> Withhold dose for this cycle if before Day 4; Decrease dose by 25%, if after Day 4 of previous cycle.
On any day of drug administration after Day 1 of each cycle: <ul style="list-style-type: none"> Platelet count $<$25,000/mm³ 	<ul style="list-style-type: none"> Withhold dose for this cycle if before Day 4; Decrease dose by 25%, if after Day 4 of previous cycle AND if bortezomib is reduced for hematologic toxicity.

<ul style="list-style-type: none"> • Hemoglobin <8 g/dL • ANC <500/mm³ 	
Grade 3 or 4 non-hematologic drug related toxicity	Do not dose until recovered to Grade <2, then reduce dose by 25%.

For neuropathic pain or peripheral neuropathy, no dosage adjustments are required for doxorubicin hydrochloride liposome injection. Refer to bortezomib manufacturer’s prescribing information.

2.6 Preparation and Administration

Preparation

Dilute doxorubicin hydrochloride liposome injection doses up to 90 mg in 250 mL of 5% Dextrose Injection, USP prior to administration. Dilute doses exceeding 90 mg in 500 mL of 5% Dextrose Injection, USP prior to administration. Refrigerate diluted doxorubicin hydrochloride liposome injection at 2°C to 8°C (36°F to 46°F) and administer within 24 hours.

Administration

Inspect parenteral drug products visually for particulate matter and discoloration prior to administration, whenever solution and container permit. Do not use if a precipitate or foreign matter is present.

Do not use with in-line filters.

Administer the first dose of doxorubicin hydrochloride liposome injection at an initial rate of 1 mg/min. If no infusion-related adverse reactions are observed, increase the infusion rate to complete the administration of the drug over one hour [see *Warnings and Precautions (5.2)*]. Do not rapidly flush the infusion line.

Do not mix doxorubicin hydrochloride liposome injection with other drugs.

Management of Suspected Extravasation

Discontinue doxorubicin hydrochloride liposome injection for burning or stinging sensation or other evidence indicating perivenous infiltration or extravasation. Manage confirmed or suspected extravasation as follows:

- Do not remove the needle until attempts are made to aspirate extravasated fluid
- Do not flush the line
- Avoid applying pressure to the site
- Apply ice to the site intermittently for 15 min 4 times a day for 3 days
- If the extravasation is in an extremity, elevate the extremity

2.7 Procedure for Proper Handling and Disposal

Doxorubicin hydrochloride liposome injection is a cytotoxic drug. Follow applicable special handling and disposal procedures.¹ If doxorubicin hydrochloride liposome injection comes into contact with skin or mucosa, immediately wash thoroughly with soap and water.

3 DOSAGE FORMS AND STRENGTHS

Doxorubicin hydrochloride liposome injection: 20 mg/10 mL (2 mg/mL) and 50 mg/25 mL (2 mg/mL) in single-dose vials. The drug product appears as a translucent, red liposomal dispersion.

4 CONTRAINDICATIONS

Doxorubicin hydrochloride liposome injection is contraindicated in patients who have a history of severe hypersensitivity reactions, including anaphylaxis, to doxorubicin hydrochloride [see *Warnings and Precautions* (5.2)].

5 WARNINGS AND PRECAUTIONS

5.1 Cardiomyopathy

Doxorubicin hydrochloride can cause myocardial damage, including acute left ventricular failure. The risk of cardiomyopathy with doxorubicin hydrochloride is generally proportional to the cumulative exposure. Include prior use of other anthracyclines or anthracenediones in calculations of cumulative dose. The risk of cardiomyopathy may be increased at lower cumulative doses in patients with prior mediastinal irradiation.

In a clinical study in 250 patients with advanced cancer who were treated with doxorubicin hydrochloride liposome injection, the risk of cardiomyopathy was 11% when the cumulative anthracycline dose was between 450 mg/m² to 550 mg/m². Cardiomyopathy was defined as >20% decrease in resting left ventricular ejection fraction (LVEF) from baseline where LVEF remained in the normal range or a >10% decrease in LVEF from baseline where LVEF was less than the institutional lower limit of normal. Two percent of patients developed signs and symptoms of congestive heart failure without documented evidence of cardiomyopathy.

Assess left ventricular cardiac function (e.g. MUGA or echocardiogram) prior to initiation of doxorubicin hydrochloride liposome injection, during treatment to detect acute changes, and after treatment to detect delayed cardiomyopathy. Administer doxorubicin hydrochloride liposome injection to patients with a history of cardiovascular disease only when the potential benefit of treatment outweighs the risk

5.2 Infusion-Related Reactions

Serious, life-threatening, and fatal infusion-related reactions characterized by one or more of the following symptoms can occur with doxorubicin hydrochloride liposome injection: flushing, shortness of breath, facial swelling, headache, chills, chest pain, back pain, tightness in the chest and throat, fever, tachycardia, pruritus, rash, cyanosis, syncope, bronchospasm, asthma, apnea, and hypotension. Of 239 patients with ovarian cancer treated with doxorubicin hydrochloride liposome injection in Trial 4, 7% of patients experienced acute infusion-related reactions resulting in dose interruption. All occurred during cycle 1 and none during subsequent cycles. Across multiple studies of doxorubicin hydrochloride liposome injection monotherapy including this and other studies enrolling 760 patients with various solid tumors, 11% of patients had infusion-related reactions. The majority of infusion-related events occurred during the first infusion.

Ensure that medications to treat infusion-related reactions and cardiopulmonary resuscitative equipment are available for immediate use prior to initiation of doxorubicin hydrochloride liposome injection. Initiate doxorubicin hydrochloride liposome injection infusions at a rate of 1 mg/min and increase rate as tolerated [see *Dosage and Administration* (2.6)]. Withhold doxorubicin hydrochloride liposome injection for Grade 1, 2, or 3 infusion-related reactions and resume at a reduced infusion rate. Discontinue doxorubicin hydrochloride liposome injection infusion for serious or life-threatening infusion-related reactions.

5.3 Hand-Foot Syndrome (HFS)

In Trial 4, the incidence of HFS was 51% of patients in the doxorubicin hydrochloride liposome injection arm and 0.9% of patients in the topotecan arm, including 24% Grade 3 or 4 cases of HFS in doxorubicin hydrochloride liposome injection-treated patients and no Grade 3 or 4 cases in topotecan-treated patients. HFS or other skin toxicity required discontinuation of doxorubicin hydrochloride liposome injection in 4.2% of patients.

HFS was generally observed after 2 or 3 cycles of treatment but may occur earlier. Delay doxorubicin hydrochloride liposome injection for the first episode of Grade 2 or greater HFS [see *Dosage and Administration (2.5)*]. Discontinue doxorubicin hydrochloride liposome injection if HFS is severe and debilitating.

5.4 Secondary Oral Neoplasms

Secondary oral cancers, primarily squamous cell carcinoma, have been reported from postmarketing experience in patients with long-term (more than one year) exposure to doxorubicin hydrochloride liposome injection. These malignancies were diagnosed both during treatment with doxorubicin hydrochloride liposome injection and up to 6 years after the last dose. Examine patients at regular intervals for the presence of oral ulceration or with any oral discomfort that may be indicative of secondary oral cancer.

The altered pharmacokinetics and preferential tissue distribution of liposomal doxorubicin that contributes to enhanced skin toxicity and mucositis compared to free doxorubicin may play a role in the development of oral secondary malignancies with long-term use.

5.5 Embryo-Fetal Toxicity

Based on findings in animals and its mechanism of action, doxorubicin hydrochloride liposome injection can cause fetal harm when administered to a pregnant woman; avoid the use of doxorubicin hydrochloride liposome injection during the 1st trimester. Available human data do not establish the presence or absence of major birth defects and miscarriage related to the use of doxorubicin hydrochloride during the 2nd and 3rd trimesters. At doses approximately 0.12 times the recommended clinical dose, doxorubicin hydrochloride liposome injection was embryotoxic and abortifacient in rabbits. Advise pregnant women of the potential risk to a fetus. Advise females and males of reproductive potential to use effective contraception during and for 6 months after treatment with doxorubicin hydrochloride liposome injection [see *Use in Specific Populations (8.1), (8.3)*].

6 ADVERSE REACTIONS

The following adverse reactions are discussed in more detail in other sections of the labeling.

- Cardiomyopathy [see *Warnings and Precautions (5.1)*]
- Infusion-Related Reactions [see *Warnings and Precautions (5.2)*]
- Hand-Foot Syndrome [see *Warnings and Precautions (5.3)*]
- Secondary Oral Neoplasms [see *Warnings and Precautions (5.4)*]

6.1 Clinical Trials Experience

Because clinical trials are conducted under widely varying conditions, the adverse reaction rates observed cannot be directly compared to rates on other clinical trials and may not reflect the rates observed in clinical practice.

The safety data reflect exposure to doxorubicin hydrochloride liposome injection in 1310 patients including: 239 patients with ovarian cancer, 753 patients with AIDS-related Kaposi's sarcoma, and 318 patients with multiple myeloma.

The most common adverse reactions (>20%) observed with doxorubicin hydrochloride liposome injection are asthenia, fatigue, fever, nausea, stomatitis, vomiting, diarrhea, constipation, anorexia, hand-foot syndrome, rash and neutropenia, thrombocytopenia and anemia.

The following tables present adverse reactions from clinical trials of single-agent doxorubicin hydrochloride liposome injection in ovarian cancer and AIDS-Related Kaposi's sarcoma.

Patients With Ovarian Cancer

The safety data described below are from Trial 4, which included 239 patients with ovarian cancer treated with doxorubicin hydrochloride liposome injection 50 mg/m² once every 4 weeks for a minimum of four courses in a randomized, multicenter, open-label study. In this trial, patients received doxorubicin hydrochloride liposome injection for a median number of 3.2 months (range 1 day to 25.8 months). The median age of the patients is 60 years (range 27 to 87), with 91% Caucasian, 6% Black, and 3% Hispanic or Other.

Table 3 presents the hematologic adverse reactions from Trial 4.

Table 3: Hematologic Adverse Reactions in Trial 4

	Doxorubicin Hydrochloride Liposome Injection Patients (n=239)	Topotecan Patients (n=235)
Neutropenia		
500 - <1000/mm ³	8%	14%
<500/mm ³	4.2%	62%
Anemia		
6.5 - <8 g/dL	5%	25%
< 6.5 g/dL	0.4%	4.3%
Thrombocytopenia		
10,000 - <50,000/mm ³	1.3%	17%
<10,000/mm ³	0.0%	17%

Table 4 presents the non-hematologic adverse reactions from Trial 4.

Table 4: Non-Hematologic Adverse Reactions in Trial 4

Non-Hematologic Adverse Reaction 10% or Greater	Doxorubicin Hydrochloride Liposome Injection (%) treated (n=239)		Topotecan (%) treated (n=235)	
	All grades	Grades 3-4	All grades	Grades 3-4
<i>Digestive</i>				
Nausea	46	5	63	8
Stomatitis	41	8	15	0.4
Vomiting	33	8	44	10
Diarrhea	21	2.5	35	4.2
Anorexia	20	2.5	22	1.3
Dyspepsia	12	0.8	14	0
<i>Nervous</i>				
Dizziness	4.2	0	10	0
<i>Respiratory</i>				
Pharyngitis	16	0	18	0.4
Dyspnea	15	4.1	23	4.3
Cough increased	10	0	12	0
<i>Skin and Appendages</i>				
Hand-foot syndrome	51	24	0.9	0
Rash	29	4.2	12	0.4
Alopecia	19	N/A	52	N/A

The following additional adverse reactions were observed in patients with ovarian cancer with doses administered every four weeks (Trial 4).

Incidence 1% to 10%

Cardiovascular: vasodilation, tachycardia, deep vein thrombosis, hypotension, cardiac arrest.

Digestive: oral moniliasis, mouth ulceration, esophagitis, dysphagia, rectal bleeding, ileus.

Hematologic and Lymphatic: ecchymosis.

Metabolic and Nutritional: dehydration, weight loss, hyperbilirubinemia, hypokalemia, hypercalcemia, hyponatremia.

Nervous: somnolence, dizziness, depression.

Respiratory: rhinitis, pneumonia, sinusitis, epistaxis.

Skin and Appendages: pruritus, skin discoloration, vesiculobullous rash, maculopapular rash, exfoliative dermatitis, herpes zoster, dry skin, herpes simplex, fungal dermatitis, furunculosis, acne.

Special Senses: conjunctivitis, taste perversion, dry eyes.

Urinary: urinary tract infection, hematuria, vaginal moniliasis.

Patients With AIDS-Related Kaposi's Sarcoma

The safety data described is based on the experience reported in 753 patients with AIDS-related Kaposi's sarcoma (KS) enrolled in four open-label, uncontrolled trials of doxorubicin hydrochloride liposome injection administered at doses ranging from 10 to 40 mg/m² every 2 to 3 weeks.

Demographics of the population were: median age 38.7 years (range 24-70); 99% male; 88% Caucasian, 6% Hispanic, 4% Black, and 2% Asian/other/unknown. The majority of patients were treated with 20 mg/m² of doxorubicin hydrochloride liposome injection every 2 to 3 weeks with a median exposure of 4.2 months (range 1 day to 26.6 months). The median cumulative dose was 120 mg/m² (range 3.3 to 798.6 mg/m²); 3% received cumulative doses of greater than 450 mg/m².

Disease characteristics were: 61% poor risk for KS tumor burden, 91% poor risk for immune system, and 47% poor risk for systemic illness; 36% were poor risk for all three categories; median CD4 count 21 cells/mm³ (51% less than 50 cells/mm³); mean absolute neutrophil count at study entry approximately 3,000 cells/mm³.

Of the 693 patients with concomitant medication information, 59% were on one or more antiretroviral medications [35% zidovudine (AZT), 21% didanosine (ddI), 16% zalcitabine (ddC), and 10% stavudine (D4T)]; 85% received PCP prophylaxis (54% sulfamethoxazole/trimethoprim); 85% received antifungal medications (76% fluconazole); 72% received antivirals (56% acyclovir, 29% ganciclovir, and 16% foscarnet) and 48% patients received colony-stimulating factors (sargramostim/filgrastim) during their course of treatment.

Adverse reactions led to discontinuation of treatment in 5% of patients with AIDS-related Kaposi's sarcoma and included myelosuppression, cardiac adverse reactions, infusion-related reactions, toxoplasmosis, HFS, pneumonia, cough/dyspnea, fatigue, optic neuritis, progression of a non-KS tumor, allergy to penicillin, and unspecified reasons. Tables 5 and 6 summarize adverse reactions reported in patients treated with doxorubicin hydrochloride liposome injection for AIDS-related Kaposi's sarcoma in a pooled analysis of the four trials.

Table 5: Hematologic Adverse Reactions Reported in Patients With AIDS-Related Kaposi's Sarcoma

	Patients With Refractory or Intolerant AIDS-Related Kaposi's Sarcoma	Total Patients With AIDS-Related Kaposi's Sarcoma
--	---	--

	(n=74*)	(n=720**)
Neutropenia		
< 1000/mm ³	46%	49%
< 500/mm ³	11%	13%
Anemia		
< 10 g/dL	58%	55%
< 8 g/dL	16%	18%
Thrombocytopenia		
< 150,000/mm ³	61%	61%
< 25,000/mm ³	1.4%	4.2%

*This includes a subset of subjects who were retrospectively identified as having disease progression on prior systemic combination chemotherapy (at least 2 cycles of a regimen containing at least 2 of 3 treatments: bleomycin, vincristine or vinblastine, or doxorubicin) or as being intolerant to such therapy.

**This includes only subjects with AIDS-KS who had available data from the 4 pooled trials.

Table 6: Non-Hematologic Adverse Reactions Reported in ≥ 5% of Patients With AIDS-Related Kaposi's Sarcoma

Adverse Reactions	Patients With Refractory or Intolerant AIDS-Related Kaposi's Sarcoma (n=77*)	Total Patients With AIDS-Related Kaposi's Sarcoma (n=705**)
Nausea	18%	17%
Asthenia	7%	10%
Fever	8%	9%
Alopecia	9%	9%
Alkaline Phosphatase Increase	1.3%	8%
Vomiting	8%	8%
Diarrhea	5%	8%
Stomatitis	5%	7%
Oral Moniliasis	1.3%	6%

*This includes a subset of subjects who were retrospectively identified as having disease progression on prior systemic combination chemotherapy (at least 2 cycles of a regimen containing at least 2 of 3 treatments: bleomycin, vincristine or vinblastine, or doxorubicin) or as being intolerant to such therapy.

**This includes only subjects with AIDS-KS who had available adverse event data from the 4 pooled trials.

The following additional adverse reactions were observed in 705 patients with AIDS-related Kaposi's sarcoma.

Incidence 1% to 5%

Body as a Whole: headache, back pain, infection, allergic reaction, chills.

Cardiovascular: chest pain, hypotension, tachycardia.

Cutaneous: herpes simplex, rash, itching.

Digestive: mouth ulceration, anorexia, dysphagia.

Metabolic and Nutritional: SGPT increase, weight loss, hyperbilirubinemia.

Other: dyspnea, pneumonia, dizziness, somnolence.

Incidence Less Than 1%

Body As A Whole: sepsis, moniliasis, cryptococcosis.

Cardiovascular: thrombophlebitis, cardiomyopathy, palpitation, bundle branch block, congestive heart failure, heart arrest, thrombosis, ventricular arrhythmia.

Digestive: hepatitis.

Metabolic and Nutritional Disorders: dehydration.

Respiratory: cough increase, pharyngitis.

Skin and Appendages: maculopapular rash, herpes zoster.

Special Senses: taste perversion, conjunctivitis.

Patients With Multiple Myeloma

The safety data described are from 318 patients treated with doxorubicin hydrochloride liposome injection (30 mg/m²) administered on day 4 following bortezomib (1.3 mg/m² i.v. bolus on days 1, 4, 8 and 11) every 3 weeks, in a randomized, open-label, multicenter study (Trial 6). In this trial, patients in the doxorubicin hydrochloride liposome injection + bortezomib combination group were treated for a median number of 4.5 months (range 21 days to 13.5 months). The population was 28 to 85 years of age (median age 61), 58% male, 90% Caucasian, 6% Black, and 4% Asian and Other. Table 7 lists adverse reactions reported in 10% or more of patients treated with doxorubicin hydrochloride liposome injection in combination with bortezomib for multiple myeloma.

Table 7: Frequency of Treatment-Emergent Adverse Reactions Reported in ≥10% Patients Treated for Multiple Myeloma With Doxorubicin Hydrochloride Liposome Injection in Combination With Bortezomib

Adverse Reaction	Doxorubicin Hydrochloride liposome injection + bortezomib (n=318)		Bortezomib (n=318)	
	Any (%)	Grade 3-4	Any (%)	Grade 3-4
Blood and lymphatic system disorders				
Neutropenia	36	32	22	16
Thrombocytopenia	33	24	28	17
Anemia	25	9	21	9
General disorders and administration site conditions				
Fatigue	36	7	28	3
Pyrexia	31	1	22	1
Asthenia	22	6	18	4
Gastrointestinal disorders				
Nausea	48	3	40	1
Diarrhea	46	7	39	5
Vomiting	32	4	22	1
Constipation	31	1	31	1
Mucositis/Stomatitis	20	2	5	<1
Abdominal pain	11	1	8	1

Infections and infestations

Herpes zoster	11	2	9	2
Herpes simplex	10	0	6	1

Investigations

Weight decreased	12	0	4	0
------------------	----	---	---	---

Metabolism and Nutritional disorders

Anorexia	19	2	14	<1
----------	----	---	----	----

Nervous system disorders

Peripheral Neuropathy ¹	42	7	45	11
Neuralgia	17	3	20	4
Paresthesia/dysesthesia	13	<1	10	0

Respiratory, thoracic and mediastinal disorders

Cough	18	0	12	0
-------	----	---	----	---

Skin and subcutaneous tissue disorders

Rash ²	22	1	18	1
Hand-foot syndrome	19	6	<1	0

¹ Peripheral neuropathy includes the following adverse reactions: peripheral sensory neuropathy, neuropathy peripheral, polyneuropathy, peripheral motor neuropathy, and neuropathy NOS.

² Rash includes the following adverse reactions: rash, rash erythematous, rash macular, rash maculo-papular, rash pruritic, exfoliative rash, and rash generalized.

6.2 Postmarketing Experience

The following additional adverse reactions have been identified during post approval use of doxorubicin hydrochloride liposome injection. Because these reactions are reported voluntarily from a population of uncertain size, it is not always possible to reliably estimate their frequency or establish a causal relationship to drug exposure.

Musculoskeletal and Connective Tissue Disorders: muscle spasms

Respiratory, Thoracic and Mediastinal Disorders: pulmonary embolism (in some cases fatal)

Hematologic Disorders: Secondary acute myelogenous leukemia

Skin and Subcutaneous Tissue Disorders: erythema multiforme, Stevens-Johnson syndrome, toxic epidermal necrolysis, lichenoid keratosis

Secondary Oral Neoplasms: [see Warnings and Precautions (5.4)].

7 DRUG INTERACTIONS

No formal drug interaction studies have been conducted with doxorubicin hydrochloride liposome injection.

8 USE IN SPECIFIC POPULATIONS**8.1 Pregnancy****Risk Summary**

Based on findings in animals and its mechanism of action, doxorubicin hydrochloride liposome injection can cause fetal harm when administered to a pregnant woman; avoid use of doxorubicin hydrochloride

liposome injection during the 1st trimester. In animal reproduction studies, doxorubicin hydrochloride liposome injection was embryotoxic in rats and abortifacient in rabbits following intravenous administration during organogenesis at doses approximately 0.12 times the recommended clinical dose (*see Data*). Available human data do not establish the presence or absence of major birth defects and miscarriage related to the use of doxorubicin hydrochloride during the 2nd and 3rd trimesters. Advise pregnant women of the potential risk to a fetus.

The background risk of major birth defects and miscarriage for the indicated populations are unknown. However, the background risk in the U.S. general population of major birth defects is 2-4% and of miscarriage is 15-20% of clinically recognized pregnancies.

Data

Animal Data

Doxorubicin hydrochloride liposome injection was embryotoxic at doses of 1 mg/kg/day in rats and was embryotoxic and abortifacient at 0.5 mg/kg/day in rabbits (both doses are about 0.12 times the recommended dose of 50 mg/m² human dose on a mg/m² basis). Embryotoxicity was characterized by increased embryo-fetal deaths and reduced live litter sizes.

8.2 Lactation

Risk Summary

It is not known whether doxorubicin hydrochloride liposome injection is present in human milk. Because many drugs, including anthracyclines, are excreted in human milk and because of the potential for serious adverse reactions in breastfed infants from doxorubicin hydrochloride liposome injection, discontinue breastfeeding during treatment with doxorubicin hydrochloride liposome injection.

8.3 Females and Males of Reproductive Potential

Pregnancy Testing

Verify the pregnancy status of females of reproductive potential prior to initiating doxorubicin hydrochloride liposome injection.

Contraception

Females

Doxorubicin hydrochloride liposome injection can cause fetal harm when administered to a pregnant woman [*see Use in Specific Populations (8.1)*]. Advise females of reproductive potential to use effective contraception during and for 6 months after treatment with doxorubicin hydrochloride liposome injection.

Males

Doxorubicin hydrochloride liposome injection may damage spermatozoa and testicular tissue, resulting in possible genetic fetal abnormalities. Males with female sexual partners of reproductive potential should use effective contraception during and for 6 months after treatment with doxorubicin hydrochloride liposome injection [*see Non-clinical Toxicology (13.1)*].

Infertility

Females

In females of reproductive potential, doxorubicin hydrochloride liposome injection may cause infertility and result in amenorrhea. Premature menopause can occur with doxorubicin hydrochloride. Recovery of menses and ovulation is related to age at treatment.

Males

Doxorubicin hydrochloride liposome injection may result in oligospermia, azospermia, and permanent

loss of fertility. Sperm counts have been reported to return to normal levels in some men. This may occur several years after the end of therapy [see *Non-clinical Toxicology (13.1)*].

8.4 Pediatric Use

The safety and effectiveness of doxorubicin hydrochloride liposome injection in pediatric patients have not been established.

8.5 Geriatric Use

Clinical studies of doxorubicin hydrochloride liposome injection conducted in patients with either epithelial ovarian cancer (Trial 4) or with AIDS-related Kaposi's sarcoma (Trial 5) did not contain sufficient numbers of patients aged 65 and over to determine whether they respond differently from younger subjects.

In Trial 6, of 318 patients treated with doxorubicin hydrochloride liposome injection in combination with bortezomib for multiple myeloma, 37% were 65 years of age or older and 8% were 75 years of age or older. No overall differences in safety or efficacy were observed between these patients and younger patients.

8.6 Hepatic Impairment

The pharmacokinetics of doxorubicin hydrochloride liposome injection has not been adequately evaluated in patients with hepatic impairment. Doxorubicin is eliminated in large part by the liver. Reduce doxorubicin hydrochloride liposome injection for serum bilirubin of 1.2 mg/dL or higher.

10 OVERDOSAGE

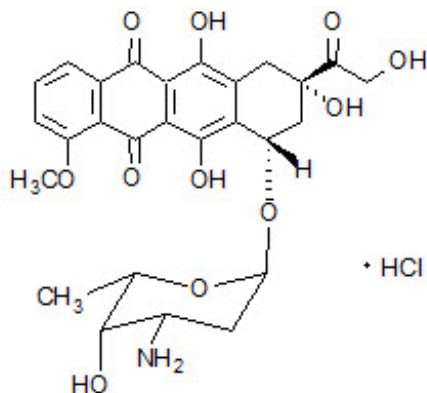
Acute overdosage with doxorubicin hydrochloride causes increased risk of severe mucositis, leukopenia, and thrombocytopenia.

11 DESCRIPTION

The active ingredient in Doxorubicin hydrochloride liposome injection is doxorubicin hydrochloride, an anthracycline topoisomerase inhibitor, that is encapsulated in STEALTH liposomes for intravenous use.

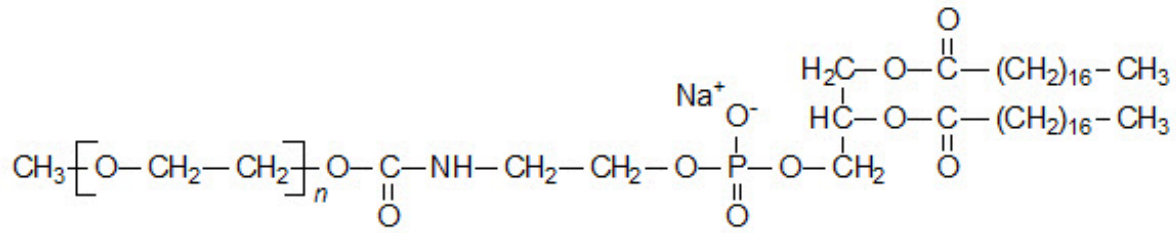
The chemical name of doxorubicin hydrochloride is (8S,10S)-10-[(3-amino-2,3,6-trideoxy- α -L-lyxohexopyranosyl)oxy]-8-glycolyl-7,8,9,10-tetrahydro-6,8,11-trihydroxy-1-methoxy-5,12-naphthacenedione hydrochloride. The molecular formula is $C_{27}H_{29}NO_{11} \cdot HCl$ and the molecular weight is 579.99.

The structural formula is:



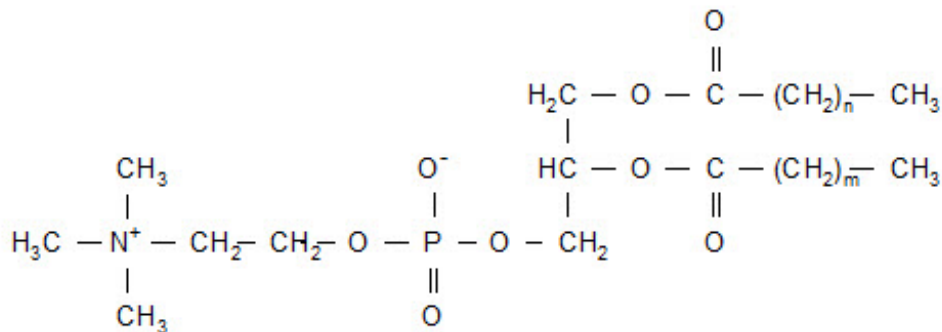
Doxorubicin hydrochloride liposome injection is a sterile, translucent, red liposomal dispersion. Each single-dose vial contains 20 mg or 50 mg doxorubicin hydrochloride at a concentration of 2 mg/mL (equivalent to 1.87 mg/mL of doxorubicin) and a pH of 6.5. The STEALTH liposome carriers are composed of cholesterol, 3.19 mg/mL; fully hydrogenated soy phosphatidylcholine (HSPC), 9.58 mg/mL; and N[(carbonyl[methoxypolyethylene glycol 2000]-1,2-distearoyl-sn-glycero-3]phosphoethanolamine sodium salt (MPEG-DSPE), 3.19 mg/mL. Each mL also contains ammonium sulfate, approximately 0.6 mg; histidine as a buffer; hydrochloric acid and/or sodium hydroxide for pH control; and sucrose to maintain isotonicity. Greater than 90% of the drug is encapsulated in the STEALTH liposomes.

MPEG-DSPE has the following structural formula:



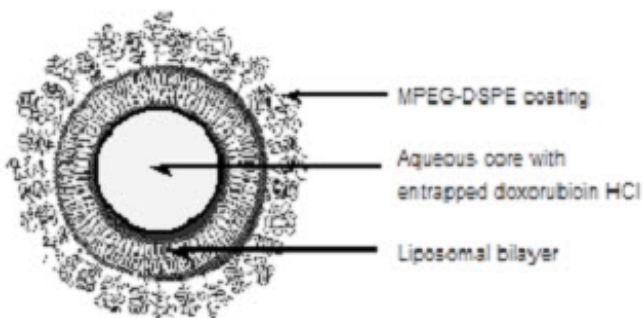
n = ca. 45

HSPC has the following structural formula:



m, n=14 or 16

Representation of a STEALTH liposome:



12 CLINICAL PHARMACOLOGY

12.1 Mechanism of Action

The active ingredient of doxorubicin hydrochloride liposome injection is doxorubicin hydrochloride. The mechanism of action of doxorubicin hydrochloride is thought to be related to its ability to bind DNA and inhibit nucleic acid synthesis. Cell structure studies have demonstrated rapid cell penetration and perinuclear chromatin binding, rapid inhibition of mitotic activity and nucleic acid synthesis, and induction of mutagenesis and chromosomal aberrations.

12.3 Pharmacokinetics

Doxorubicin hydrochloride liposome injection displayed linear pharmacokinetics over the range of 10 to 20 mg/m². Relative to doxorubicin hydrochloride liposome injection doses at or below 20 mg/m², the pharmacokinetics of total doxorubicin following a 50 mg/m² doxorubicin hydrochloride liposome injection dose are nonlinear. At this dose, the elimination half-life of doxorubicin hydrochloride liposome injection is longer and the clearance lower compared to a 20 mg/m² dose.

Distribution:

Direct measurement of liposomal doxorubicin shows that at least 90% of the drug (the assay used cannot quantify less than 5-10% free doxorubicin) remains liposome-encapsulated during circulation.

In contrast to doxorubicin, which displays a large volume of distribution (range 700 to 1100 L/m²), the small steady state volume of distribution of liposomal doxorubicin suggests that doxorubicin hydrochloride liposome injection is largely confined to vascular fluid. Doxorubicin becomes available after the liposomes are extravasated. Plasma protein binding of doxorubicin hydrochloride liposome injection has not been determined; the plasma protein binding of doxorubicin is approximately 70%.

Metabolism:

Doxorubicinol, the major metabolite of doxorubicin, was detected at concentrations of 0.8 to 26.2 ng/mL in the plasma of patients who received 10 or 20 mg/m² doxorubicin hydrochloride liposome injection.

Elimination:

The plasma clearance of total doxorubicin from doxorubicin hydrochloride liposome injection was 0.041 L/h/m² at a dose of 20 mg/m². Following administration of doxorubicin hydrochloride, the plasma clearance of doxorubicin is 24 to 35 L/h/m².

13 NONCLINICAL TOXICOLOGY

13.1 Carcinogenesis, Mutagenesis, Impairment of Fertility

Mutagenicity or carcinogenicity studies have not been conducted with doxorubicin hydrochloride liposome injection, however doxorubicin was shown to be mutagenic in the *in vitro* Ames assay, and clastogenic in multiple *in vitro* assays (CHO cell, V79 hamster cell, human lymphoblast, and SCE assays) and the *in vivo* mouse micronucleus assay. The possible adverse effects on fertility in animals have not been adequately evaluated. Doxorubicin hydrochloride liposome injection resulted in mild to moderate ovarian and testicular atrophy in mice after administration of a single dose of 36 mg/kg (about 2 times the 50 mg/m² human dose on a mg/m² basis). Decreased testicular weights and hypospermia were observed in rats after repeat doses \geq 0.25 mg/kg/day (about 0.03 times the 50 mg/m² human dose on a mg/m² basis), and diffuse degeneration of the seminiferous tubules and a marked decrease in spermatogenesis were observed in dogs after repeat doses of 1 mg/kg/day (about 0.4 times the 50 mg/m² human dose on a mg/m² basis).

14 CLINICAL STUDIES

14.1 Ovarian Cancer

Doxorubicin hydrochloride liposome injection was studied in three open-label, single-arm, clinical studies of 176 patients with metastatic ovarian cancer (Trials 1, 2, and 3). One hundred forty-five of these patients were refractory to both paclitaxel- and platinum-based chemotherapy regimens, defined as disease progression while on treatment or relapse within 6 months of completing treatment. Patients received doxorubicin hydrochloride liposome injection at 50 mg/m² every 3 or 4 weeks for 3-6+ cycles in the absence of dose-limiting toxicity or disease progression.

The median age at diagnosis ranged from 52 to 64 years in the 3 studies, and the range was 22 to 85. Most patients had International Federation of Obstetricians and Gynecologists (FIGO) stage III or IV disease (ranging from 83% to 93%). Approximately one third of the patients had three or more prior lines of therapy (ranging from 22% to 33%).

The primary outcome measure was confirmed response rate based on Southwestern Oncology Group (SWOG) criteria for patients refractory to both paclitaxel- and a platinum-containing regimen. Secondary efficacy parameters were time to response, duration of response, and time to progression.

The response rates for the individual single arm trials are given in Table 8 below.

Table 8: Response Rates in Patients With Refractory Ovarian Cancer From Single Arm Ovarian Cancer Trials

	Trial 1 (U.S.) N=27	Trial 2 (U.S.) N=82	Trial 3 (non-U.S.) N=36
Response Rate	22.2%	17.1%	0%
95% Confidence Interval	8.6% – 42.3%	9.7% – 27.0%	0.0% – 9.7%

In a pooled analysis of Trials 1-3, the response rate for all patients refractory to paclitaxel and platinum agents was 13.8% (95% CI 8.1% to 19.3%). The median time to progression was 15.9 weeks, the median time to response was 17.6 weeks, and the duration of response was 39.4 weeks.

In Trial 4, a randomized, multicenter, open-label, trial in 474 patients with epithelial ovarian cancer after platinum-based chemotherapy, patients were randomized to receive either doxorubicin hydrochloride liposome injection 50 mg/m² every 4 weeks (n=239) or topotecan 1.5 mg/m² daily for 5 consecutive days every 3 weeks (n=235). Patients were stratified according to platinum sensitivity (response to initial platinum-based therapy and a progression-free interval of greater than 6 months off treatment) and the presence of bulky disease (tumor mass greater than 5 cm in size). The primary outcome measure was time to progression (TTP). Other endpoints included overall survival and objective response rate.

Of the 474 patients, the median age at diagnosis was 60 years (range 25 to 87), 90% were FIGO stage III and IV; 46% were platinum sensitive; and 45% had bulky disease.

There was no statistically significant difference in TTP between the two arms. Results are provided in Table 9.

Table 9: Results of Efficacy Analyses¹

	Protocol Defined ITT Population	
	Doxorubicin hydrochloride Liposome Injection (n=239)	Topotecan (n=235)
TTP (Protocol Specified Primary Endpoint)		
Median (Months) ²	4.1	4.2

p-value ³		0.62
Hazard Ratio ⁴		0.96
95% CI for Hazard Ratio		(0.76, 1.20)
Overall Survival		
Median (Months) ²	14.4	13.7
p-value ⁵		0.05
Hazard Ratio ⁴		0.82
95% CI for Hazard Ratio		(0.68, 1.00)
Response Rate		
Overall Response n (%)	47 (19.7)	40 (17.0)
Complete Response n (%)	9 (3.8)	11 (4.7)
Partial Response n (%)	38 (15.9)	29 (12.3)
Median Duration of Response (Months) ²	6.9	5.9
¹ Analysis based on investigators' strata for protocol defined ITT population.		
² Kaplan-Meier estimates.		
³ p-value is based on the stratified log-rank test.		
⁴ Hazard ratio is based on Cox proportional-hazard model with the treatment as single independent variable. A hazard ratio less than 1 indicates an advantage for doxorubicin hydrochloride liposome injection.		
⁵ p-value not adjusted for multiple comparisons.		

14.2 AIDS-Related Kaposi's Sarcoma

Doxorubicin hydrochloride liposome injection was studied in an open-label, single-arm, multicenter study at a dose of 20 mg/m² every 3 weeks, until disease progression or unacceptable toxicity (Trial 5).

Data is described for a cohort of 77 patients retrospectively identified as having disease progression on prior systemic combination chemotherapy (at least two cycles of a regimen containing at least two of three treatments: bleomycin, vincristine or vinblastine, or doxorubicin) or as being intolerant to such therapy. Forty-nine of the 77 (64%) patients had received prior doxorubicin hydrochloride.

The median time on study was 5.1 months (range 1 day to 15 months). The median cumulative dose of doxorubicin hydrochloride liposome injection was 154 mg/m² (range 20 to 620 mg/m²). Among the 77 patients, mean age was 38 years (range 24 to 54); 87% were Caucasian, 5% Hispanic, 4% Black, and 4% Asian/Other/Unknown; median CD4 count was 10 cells/mm³; ACTG staging criteria were 78% poor risk for tumor burden, 96% poor risk for immune system, and 58% poor risk for systemic illness at baseline; and mean Karnofsky status score was 74%. All patients had cutaneous or subcutaneous lesions, 40% also had oral lesions, 26% pulmonary lesions, and 14% had lesions of the stomach/intestine.

Two analyses of tumor response were used: one based on investigator assessment of changes in lesions based on modified ACTG criteria (partial response defined as no new lesions, sites of disease, or worsening edema; flattening of ≥50% of previously raised lesions or area of indicator lesions decreasing by ≥50%; and response lasting at least 21 days with no prior progression), and one based on changes in up to five prospectively identified representative indicator lesions (partial response defined as flattening of ≥50% of previously raised indicator lesions, or >50% decrease in the area of indicator lesions and lasting at least 21 days with no prior progression).

Of the 77 patients, 34 were evaluable for investigator assessment and 42 were evaluable for indicator lesion assessment; analyses of tumor responses are shown in Table 10.

Table 10: Response in Patients with Refractory¹ AIDS-Related Kaposi's Sarcoma

Investigator Assessment	All Evaluable	Evaluable Patients
-------------------------	---------------	--------------------

	Patients (n=34)	Who Received Prior Doxorubicin (n=20)
Response²		
Partial (PR)	27%	30%
Stable	29%	40%
Progression	44%	30%
Duration of PR (Days)		
Median	73	89
Range	42+ - 210+	42+ - 210+
Time to PR (Days)		
Median	43	53
Range	15 - 133	15 - 109
Indicator Lesion Assessment		
	All Evaluable Patients (n=42)	Evaluable Patients Who Received Prior Doxorubicin (n=23)
Response²		
Partial (PR)	48%	52%
Stable	26%	30%
Progression	26%	17%
Duration of PR (Days)		
Median	71	79
Range	22+ - 210+	35 - 210+
Time to PR (Days)		
Median	22	48
Range	15 - 109	15 - 109

¹ Patients with disease that progressed on prior combination chemotherapy or who were intolerant to such therapy.

² There were no complete responses in this population.

Retrospective efficacy analyses were performed in two trials that had subsets of patients who received single-agent doxorubicin hydrochloride liposome injection and who were on stable antiretroviral therapy for at least 60 days prior to enrollment and until a response was demonstrated. In one trial, 7 of 17 (40%) patients had a durable response (median duration not reached but was longer than 11.6 months). In the second trial, 4 of 11 patients (40%) on a stable antiretroviral therapy demonstrated durable responses.

14.3 Multiple Myeloma

The efficacy of doxorubicin hydrochloride liposome injection in combination with bortezomib was evaluated in Trial 6, a randomized, open-label, international, multicenter study in 646 patients who had not previously received bortezomib and whose disease progressed during or after at least one prior therapy. Patients were randomized (1:1) to receive either doxorubicin hydrochloride liposome injection (30 mg/m²) administered IV on day 4 following bortezomib (1.3 mg/m² IV on days 1, 4, 8 and 11) or bortezomib alone every 3 weeks for up to 8 cycles or until disease progression or unacceptable toxicity. Patients who maintained a response were allowed to receive further treatment. The median number of cycles in each treatment arm was 5 (range 1-18).

The baseline demographics and clinical characteristics of the patients with multiple myeloma were similar between treatment arms (Table 11).

Table 11: Summary of Baseline Patient and Disease Characteristics

	Doxorubicin hydrochloride liposome injection+ bortezomib n=324	bortezomib n=322
Patient Characteristics		
Median age in years (range)	61 (28, 85)	62 (34, 88)
% Male/female	58 / 42	54 / 46
% Caucasian/Black/other	90 / 6 / 4	94 / 4 / 2
Disease Characteristics		
% with IgG/IgA/Light chain	57 / 27 / 12	62 / 24 / 11
% β_2 -microglobulin group		
≤ 2.5 mg/L	14	14
> 2.5 mg/L and ≤ 5.5 mg/L	56	55
> 5.5 mg/L	30	31
Serum M-protein (g/dL): Median (Range)	2.5 (0-10.0)	2.7 (0-10.0)
Urine M-protein (mg/24 hours): Median (Range)	107 (0-24883)	66 (0-39657)
Median Months Since Diagnosis	35.2	37.5
% Prior Therapy		
One	34	34
More than one	66	66
Prior Systemic Therapies for Multiple Myeloma		
Corticosteroid (%)	99	> 99
Anthracyclines	68	67
Alkylating agent (%)	92	90
Thalidomide/lenalidomide (%)	40	43
Stem cell transplantation (%)	57	54

The primary outcome measure was time to progression (TTP). TTP was defined as the time from randomization to the first occurrence of progressive disease or death due to progressive disease. The combination arm demonstrated significant improvement in TTP. As the prespecified primary objective was achieved at the interim analysis, patients in the bortezomib monotherapy group were then allowed to receive the doxorubicin hydrochloride liposome injection + bortezomib combination. Efficacy results are as shown in Table 12 and Figure 1.

Table 12: Efficacy of Doxorubicin Hydrochloride Liposome Injection in Combination With Bortezomib in the Treatment of Patients With Multiple Myeloma

Endpoint	Doxorubicin hydrochloride liposome injection+ bortezomib n=324	Bortezomib n=322
Time to Progression¹		
Progression or death due to progression (n)	99	150
Censored (n)	225	172
Median in days (months)	282 (9.3)	197 (6.5)
95% CI	250; 338	170; 217

Hazard ratio ²	0.55	
(95% CI)	(0.43, 0.71)	
p-value ³	<0.001	
Response (n)⁴	303	310
% Complete Response (CR)	5	3
% Partial Response (PR)	43	40
% CR + PR	48	43
p-value ⁵	0.25	
Median Duration of Response (months)	10.2	7.0
(95% CI)	(10.2; 12.9)	(5.9; 8.3)

¹ Kaplan Meier estimate.

² Hazard ratio based on stratified Cox proportional hazards regression. A hazard ratio < 1 indicates an advantage for doxorubicin hydrochloride liposome injection +bortezomib.

³ Stratified log-rank test.

⁴ RR as per EBMT criteria.

⁵ Cochran-Mantel-Haenszel test adjusted for the stratification factors.

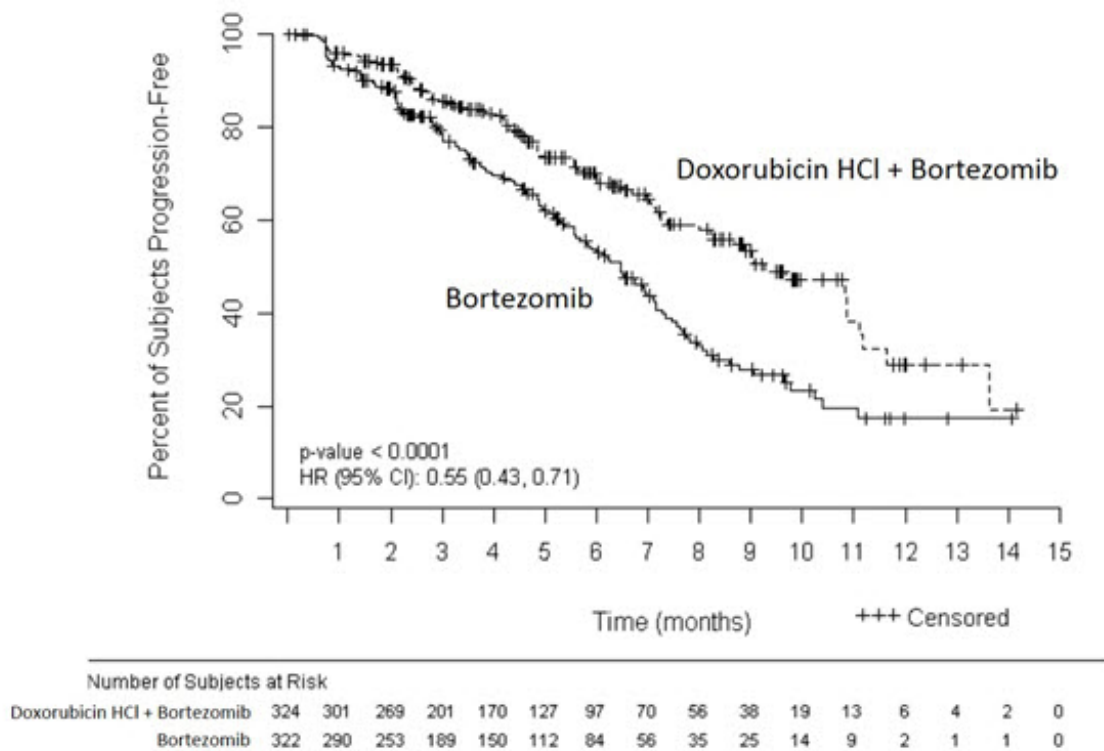


Figure 1- Time to Progression Kaplan-Meier Curve

At the final analysis of survival, 78% of subjects in the doxorubicin hydrochloride liposome injection and bortezomib combination therapy group and 80% of subjects in the bortezomib monotherapy group had died after a median follow up of 8.6 years. The median survival was 33 months in the doxorubicin hydrochloride liposome injection and bortezomib combination therapy group and 31 months in the bortezomib monotherapy group. There was no difference observed in overall survival at the final analysis [HR for doxorubicin hydrochloride liposome injection + bortezomib vs. bortezomib = 0.96 (95% CI 0.80, 1.14)].

Seventy-eight percent of subjects in the doxorubicin hydrochloride liposome injection and bortezomib combination therapy group and 80% of subjects in the bortezomib monotherapy group had received

subsequent therapy.

15 REFERENCES

1. “Hazardous Drugs”, OSHA, <http://www.osha.gov/SLTC/hazardousdrugs/index.html>

16 HOW SUPPLIED/STORAGE AND HANDLING

Doxorubicin hydrochloride liposome injection is a sterile, translucent, red liposomal dispersion in 10-mL or 30-mL glass, single-dose vials.

The following individually cartoned vials are available:

Table 13

mg in vial	fill volume	vial size	NDC #s
20 mg vial	10-mL	10-mL	0338-0080-01
50 mg vial	25-mL	30-mL	0338-0086-01

Refrigerate unopened vials of doxorubicin hydrochloride liposome injection at 2°C- 8°C (36°- 46°F). Do not freeze. Discard unused portion.

Doxorubicin hydrochloride liposome injection is a cytotoxic drug. Follow applicable special handling and disposal procedures.¹

17 PATIENT COUNSELING INFORMATION

Cardiomyopathy

Advise patients to contact their healthcare provider if they develop symptoms of heart failure [*see Warnings and Precautions (5.1)*].

Infusion-Related Reactions

Advise patients about the symptoms of infusion related reactions and to seek immediate medical attention if they develop any of these symptoms [*see Warnings and Precautions (5.2)*].

Myelosuppression

Advise patients to contact their healthcare provider for a new onset fever or symptoms of infection.

Hand-Foot Syndrome

Advise patients to notify their healthcare provider if they experience tingling or burning, redness, flaking, bothersome swelling, small blisters, or small sores on the palms of their hands or soles of their feet (symptoms of Hand-Foot Syndrome) [*see Warnings and Precautions (5.3)*].

Stomatitis

Advise patients to notify their healthcare provider if they develop painful redness, swelling, or sores in the mouth (symptoms of stomatitis).

Embryo-Fetal Toxicity

Advise females of reproductive potential of the potential risk to a fetus and to inform their healthcare provider with a known or suspected pregnancy [*see Warnings and Precautions (5.5) and Use in Specific Populations (8.1)*].

Advise females and males of reproductive potential to use effective contraception during and for 6 months following treatment with doxorubicin hydrochloride liposome injection [*see Use in Specific*

Populations (8.3)].

Lactation

Advise females not to breastfeed during treatment with doxorubicin hydrochloride liposome injection [see Use in Specific Populations (8.2)].

Infertility

Advise females and males of reproductive potential that doxorubicin hydrochloride liposome injection may cause temporary or permanent infertility [see Use in Specific Populations (8.3)].

Discoloration of Urine and Body Fluids

Inform patients that following doxorubicin hydrochloride liposome injection administration, a reddish-orange color to the urine and other body fluids may be observed. This nontoxic reaction is due to the color of the product and will dissipate as the drug is eliminated from the body.

Manufactured for:

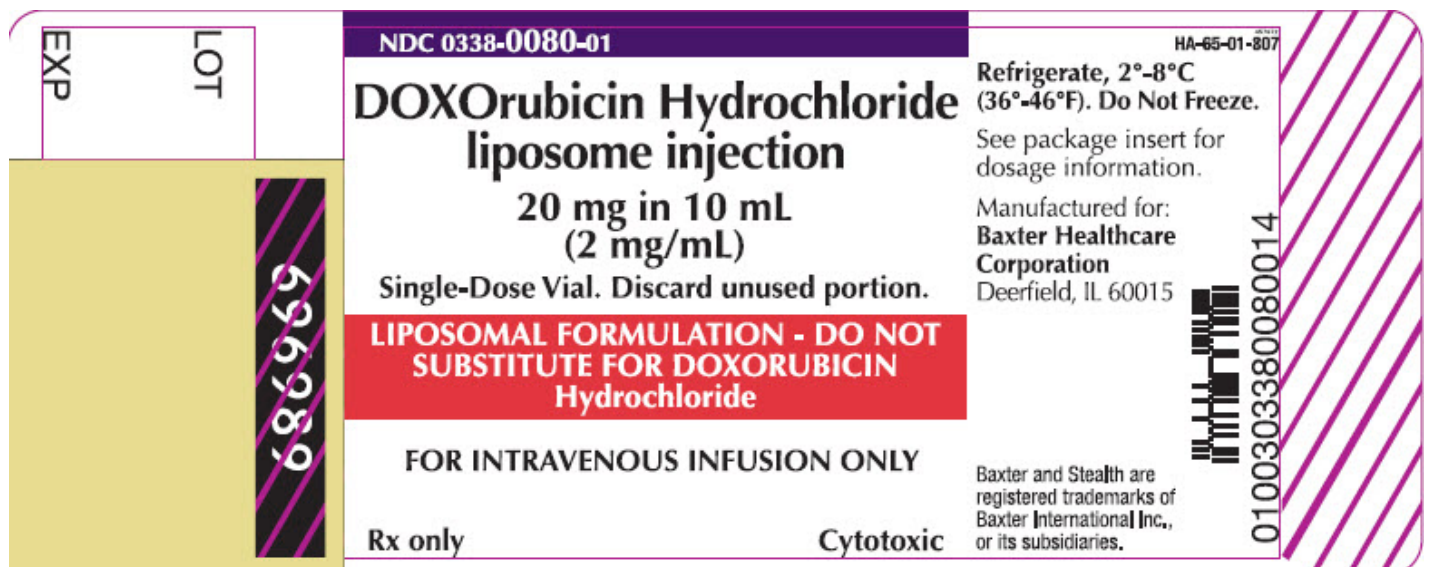
Baxter Healthcare Corporation

Deerfield, IL 60015 USA

Baxter and Stealth are registered trademarks of Baxter International Inc.

HA-30-01-925

PACKAGE/LABEL PRINCIPAL DISPLAY PANEL



Container Label

LOT
EXP
696989

NDC 0338-0080-01

**DOXOrubicin Hydrochloride
liposome injection**

**20 mg in 10 mL
(2 mg/mL)**

Single-Dose Vial. Discard unused portion.

LIPOSOMAL FORMULATION – DO NOT

**SUBSTITUTE FOR DOXORUBICIN
Hydrochloride**

FOR INTRAVENOUS INFUSION ONLY

Rx only
Cytotoxic

HA-65-01-807

**Refrigerate, 2°-8°C
(36°-46°F). Do not Freeze.**

See packaging insert for
dosage information.

Manufactured for:
**Baxter Healthcare
Corporation**
Deerfield, IL 60015

Baxter and Stealth are
registered trademarks of
Baxter International Inc.,
or its subsidiaries.

Barcode
0100303380080014

USA
0338080
298

NDC 0338-0080-01

**DOXOrubicin
Hydrochloride
liposome injection**

20 mg in 10 mL
(2 mg/mL)

Single-Dose Vial. Discard unused portion.

**LIPOSOMAL FORMULATION -
DO NOT SUBSTITUTE
FOR DOXORUBICIN Hydrochloride**

**FOR INTRAVENOUS
INFUSION ONLY**

Refrigerate, 2°-8°C
(36°-46°F). Do Not Freeze.
Cytotoxic

Rx only

NDC 0338-0080-01

**DOXOrubicin
Hydrochloride
liposome injection**



N
3 0338-0080-01 4

Note: Liposomal formulation.
See package insert for dosage
information.

**DOXOrubicin
Hydrochloride
liposome injection**

NDC 0338-0080-01

NDC 0338-0080-01

**DOXOrubicin
Hydrochloride
liposome injection**


**LIPOSOMAL FORMULATION -
DO NOT SUBSTITUTE
FOR DOXORUBICIN Hydrochloride**

Manufactured for:
Baxter Healthcare Corporation
Deerfield, IL 60015
Product of Taiwan

Baxter and Stealth are
registered trademarks of
Baxter International Inc.,
or its subsidiaries.

GTIN 00303380080014

S/N
EXP
LOT





NDC 0338-0080-01

**DOXOrubicin
Hydrochloride
liposome injection**

Each mL contains doxorubicin Hydrochloride, 2 mg. STEALTH liposome carriers are composed of cholesterol, 3.19 mg; fully hydrogenated soy phosphatidylcholine (HSPC), 9.58 mg; and N-(carbonyl-methoxypolyethylene glycol 2000)-1,2-distearoyl-sn-glycero-3-phosphoethanolamine sodium salt (MPEG-DSPE), 3.19 mg. Each mL also contains ammonium sulfate, approximately 0.6 mg; histidine; hydrochloric acid and/or sodium hydroxide; and sucrose.

HA-80-02-884





Carton Label

USA
696989
882

Barcode

NDC 0338-0080-01

**DOXOrubicin
Hydrochloride
liposome injection**

**20 mg in 10 mL
(2 mg/mL)**

Single-Dose Vial. Discard unused portion.

**LIPOSOMAL FORMULATION -
DO NOT SUBSTITUTE
FOR DOXORUBICIN Hydrochloride**

**FOR INTRAVENOUS
INFUSION ONLY**

**Refrigerate, 2°-8°C
(36°-46°F). Do Not Freeze.
Cytotoxic**

Rx only

NDC 0338-0080-01

**DOXOrubicin
Hydrochloride
liposome injection**

**N
3**

**Bar Code
0338-0080-01 4**

**Note: Liposomal formulation.
See package insert for dosage
information.**

NDC 0338-0080-01

**DOXOrubicin
Hydrochloride
liposome injection**

NDC 0338-0080-01

**DOXOrubicin
Hydrochloride
liposome injection**

**LIPOSOMAL FORMULATION -
DO NOT SUBSTITUTE
FOR DOXORUBICIN HCL**

Manufactured for:

Baxter Healthcare Corporation

Deerfield, IL 60015

Product of Taiwan

Baxter Stealth are
registered trademarks of
Baxter International Inc.,
or its subsidiaries.

GTIN 00303380080014

2D Bar Code

S/N

EXP

LOT

NDC 0338-0080-01

**DOXOrubicin
Hydrochloride
liposome injection**

Each mL contains

doxorubicin HCl, 2 mg.

STEALTH liposome carriers

are composed of cholesterol,

3.19 mg; fully hydrogenated soy

phosphatidylcholine (HSPC),

9.58 mg; and N-(carbonyl-

methoxypolyethylene

glycol 2000)-1,2-distearoyl-sn-

glycerol-3-phosphoethanolamine

sodium salt (MPEG-DSPE),

3.19 mg. Each mL also contains

ammonium sulfate,

approximately 0.6 mg;

histidine; hydrochloric acid

and/or sodium hydroxide;

and sucrose.

HA-80-02-748

0338-0080-01
USA
YSH

NDC 0338-0080-01

**DOXOrubicin
Hydrochloride
liposome injection**

20 mg in 10 mL
(2 mg/mL)

Single-Dose Vial. Discard unused portion.

**LIPOSOMAL FORMULATION -
DO NOT SUBSTITUTE
FOR DOXORUBICIN Hydrochloride**

**FOR INTRAVENOUS
INFUSION ONLY**

Refrigerate, 2°-8°C
(36°-46°F). Do Not Freeze.
Cytotoxic

Rx only

NDC 0338-0080-01

**DOXOrubicin
Hydrochloride
liposome injection**



N 3 0338-0080-01 4

Note: Liposomal formulation.
See package insert for dosage
information.

**DOXOrubicin
Hydrochloride
liposome injection**

NDC 0338-0080-01

NDC 0338-0080-01

**DOXOrubicin
Hydrochloride
liposome injection**


**LIPOSOMAL FORMULATION -
DO NOT SUBSTITUTE
FOR DOXORUBICIN Hydrochloride**

Manufactured for:
Baxter Healthcare Corporation
Deerfield, IL 60015
Product of Italy

Baxter and Stealth are
registered trademarks of
Baxter International Inc.,
or its subsidiaries.

GTIN 00303380080014

S/N
EXP
LOT




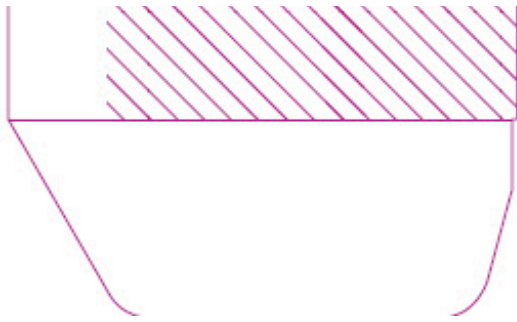
NDC 0338-0080-01

**DOXOrubicin
Hydrochloride
liposome injection**

Each mL contains
doxorubicin Hydrochloride, 2 mg.
STEALTH liposome carriers
are composed of cholesterol,
3.19 mg; fully hydrogenated soy
phosphatidylcholine (HSPC),
9.58 mg; and N-(carbonyl-
methoxypolyethylene
glycol 2000)-1,2-distearoyl-
sn-glycero-3-
phosphoethanolamine
sodium salt (MPEG-DSPE),
3.19 mg. Each mL also contains
ammonium sulfate,
approximately 0.6 mg;
histidine; hydrochloric acid
and/or sodium hydroxide;
and sucrose.

HA-80-02-885





Carton Label

USA
696983
882

Barcode

NDC 0338-0080-01

**DOXOrubicin
Hydrochloride
liposome injection**

**20 mg in 10 mL
(2 mg/mL)**

Single-Dose Vial. Discard unused portion.

**LIPOSOMAL FORMULATION -
DO NOT SUBSTITUTE
FOR DOXORUBICIN Hydrochloride**

**FOR INTRAVENOUS
INFUSION ONLY**

**Refrigerate, 2°-8°C
(36°-46°F). Do Not Freeze.
Cytotoxic**

Rx only

NDC 0338-0080-01

**DOXOrubicin
Hydrochloride
liposome injection**

**N
3**

**Bar Code
0338-0080-01 4**

**Note: Liposomal formulation.
See package insert for dosage
information.**

NDC 0338-0080-01

**DOXOrubicin
Hydrochloride
liposome injection**

NDC 0338-0080-01

**DOXOrubicin
Hydrochloride
liposome injection**

**LIPOSOMAL FORMULATION -
DO NOT SUBSTITUTE
FOR DOXORUBICIN Hydrochloride**

Manufactured for:

Baxter Healthcare Corporation

Deerfield, IL 60015

Product of Italy

Baxter Stealth are
registered trademarks of
Baxter International Inc.,
or its subsidiaries.

GTIN 00303380080014

2D Bar Code

S/N

EXP

LOT

NDC 0338-0080-01

**DOXOrubicin
Hydrochloride
liposome injection**

Each mL contains

doxorubicin HCl, 2 mg.

STEALTH liposome carriers

are composed of cholesterol,

3.19 mg; fully hydrogenated soy

phosphatidylcholine (HSPC),

9.58 mg; and N-(carbonyl-

methoxypolyethylene

glycol 2000)-1,2-distearoyl-sn-

glycerol-3-phosphoethanolamine

sodium salt (MPEG-DSPE),

3.19 mg. Each mL also contains

ammonium sulfate,


approximately 0.6 mg;

histidine; hydrochloric acid

and/or sodium hydroxide;

and sucrose.

HA-80-02-885

EXP	LOT	NDC 0338-0086-01	Refrigerate, 2°-8°C (36°-46°F). Do Not Freeze.	HA-85-01-808
		DOXOrubicin Hydrochloride liposome injection	See package insert for dosage information.	
		50 mg in 25 mL (2 mg/mL)	Manufactured for: Baxter Healthcare Corporation Deerfield, IL 60015	
		Single-Dose Vial. Discard unused portion.	 0100303380086016	
		LIPOSOMAL FORMULATION - DO NOT SUBSTITUTE FOR DOXORUBICIN Hydrochloride		
		FOR INTRAVENOUS INFUSION ONLY		
		Rx only	Baxter and Stealth are registered trademarks of Baxter International Inc., or its subsidiaries.	
		Cytotoxic		

Container Label

LOT
EXP
696990

NDC 0338-0086-01

**DOXOrubicin Hydrochloride
liposome injection**

**50 mg in 25 mL
(2 mg/mL)**

Single-Dose Vial. Discard unused portion.

**LIPOSOMAL FORMULATION – DO NOT
SUBSTITUTE FOR DOXORUBICIN
Hydrochloride**

FOR INTRAVENOUS INFUSION ONLY

Rx only
Cytotoxic

HA-85-01-808

**Refrigerate, 2°-8°C
(36°-46°F). Do not Freeze.**

See packaging insert for
dosage information.

Manufactured for:
Baxter Healthcare Corporation
Deerfield, IL 60015

Baxter and Stealth are registered trademarks of
Baxter International Inc., or its subsidiaries.

Barcode
0100303380086016

12A
0338086
086

NDC 0338-0086-01

**DOXOrubicin
Hydrochloride
liposome injection**

50 mg in 25 mL
(2 mg/mL)

Single-Dose Vial. Discard unused portion.

**LIPOSOMAL FORMULATION -
DO NOT SUBSTITUTE
FOR DOXORUBICIN Hydrochloride**

**FOR INTRAVENOUS
INFUSION ONLY**

Refrigerate, 2°-8°C
(36°-46°F). Do Not Freeze.
Cytotoxic

Rx only

NDC 0338-0086-01

**DOXOrubicin
Hydrochloride
liposome injection**



N
3 0338-0086-01 6

Note: Liposomal formulation.
See package insert for dosage
information.

**DOXOrubicin
Hydrochloride
liposome injection**

NDC 0338-0086-01

NDC 0338-0086-01

**DOXOrubicin
Hydrochloride
liposome injection**


**LIPOSOMAL FORMULATION -
DO NOT SUBSTITUTE
FOR DOXORUBICIN Hydrochloride**

Manufactured for:
Baxter Healthcare Corporation
Deerfield, IL 60015
Product of Taiwan

Baxter and Stealth are
registered trademarks of
Baxter International Inc.,
or its subsidiaries.

GTIN 00303380086016

S/N
EXP
LOT




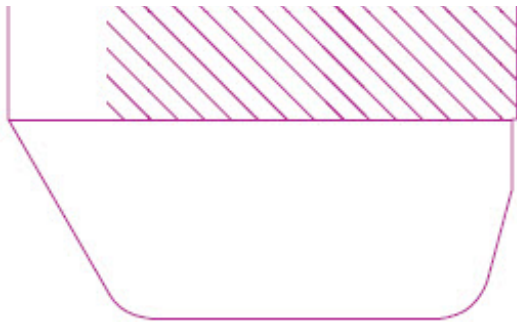
NDC 0338-0086-01

**DOXOrubicin
Hydrochloride
liposome injection**

Each mL contains
doxorubicin Hydrochloride, 2 mg.
STEALTH liposome carriers
are composed of cholesterol,
3.19 mg; fully hydrogenated soy
phosphatidylcholine (HSPC),
9.58 mg; and N-(carbonyl-
methoxypolyethylene
glycol 2000)-1,2-distearoyl-
sn-glycero-3-
phosphoethanolamine
sodium salt (MPEG-DSPE),
3.19 mg. Each mL also contains
ammonium sulfate,
approximately 0.6 mg;
histidine; hydrochloric acid
and/or sodium hydroxide;
and sucrose.

HA-80-02-886





Carton Label

USA
696986
882

Barcode

NDC 0338-0086-01

**DOXOrubicin
Hydrochloride
liposome injection**

**50 mg in 25 mL
(2 mg/mL)**

Single-Dose Vial. Discard unused portion.

**LIPOSOMAL FORMULATION -
DO NOT SUBSTITUTE
FOR DOXORUBICIN Hydrochloride**

**FOR INTRAVENOUS
INFUSION ONLY**

**Refrigerate, 2°-8°C
(36°-46°F). Do Not Freeze.
Cytotoxic**

Rx only

NDC 0338-0086-01

**DOXOrubicin
Hydrochloride
liposome injection**

**N
3**

Bar Code

0338-0086-01 6

**Note: Liposomal formulation.
See package insert for dosage
information.**

NDC 0338-0086-01

**DOXOrubicin
Hydrochloride
liposome injection**

NDC 0338-0086-01

**DOXOrubicin
Hydrochloride
liposome injection**

**LIPOSOMAL FORMULATION -
DO NOT SUBSTITUTE
FOR DOXORUBICIN Hydrochloride**

Manufactured for:

Baxter Healthcare Corporation

Deerfield, IL 60015

Product of Taiwan

Baxter Stealth are
registered trademarks of
Baxter International Inc.,
or its subsidiaries.

GTIN 00303380086016

2D Bar Code

S/N

EXP

LOT

NDC 0338-0086-01

**DOXOrubicin
Hydrochloride
liposome injection**

Each mL contains

doxorubicin HCl, 2 mg.

STEALTH liposome carriers
are composed of cholesterol,
3.19 mg; fully hydrogenated soy
phosphatidylcholine (HSPC),
9.58 mg; and N-(carbonyl-
methoxypolyethylene
glycol 2000)-1,2-distearoyl-sn-
glycerol-3-phosphoethanolamine
sodium salt (MPEG-DSPE),
3.19 mg. Each mL also contains
ammonium sulfate,
approximately 0.6 mg;
histidine; hydrochloric acid
and/or sodium hydroxide;
and sucrose.

HA-80-02-886

USA
033808601

NDC 0338-0086-01

**DOXOrubicin
Hydrochloride
liposome injection**

50 mg in 25 mL
(2 mg/mL)

Single-Dose Vial. Discard unused portion.

**LIPOSOMAL FORMULATION -
DO NOT SUBSTITUTE
FOR DOXORUBICIN Hydrochloride**

**FOR INTRAVENOUS
INFUSION ONLY**

Refrigerate, 2°-8°C
(36°-46°F). Do Not Freeze.
Cytotoxic

Rx only

NDC 0338-0086-01

**DOXOrubicin
Hydrochloride
liposome injection**



Note: Liposomal formulation.
See package insert for dosage
information.

**DOXOrubicin
Hydrochloride
liposome injection**

NDC 0338-0086-01

NDC 0338-0086-01

**DOXOrubicin
Hydrochloride
liposome injection**


**LIPOSOMAL FORMULATION -
DO NOT SUBSTITUTE
FOR DOXORUBICIN Hydrochloride**

Manufactured for:
Baxter Healthcare Corporation
Deerfield, IL 60015
Product of Italy

Baxter and Stealth are
registered trademarks of
Baxter International Inc.,
or its subsidiaries.

GTIN 00303380086016

S/N
EXP
LOT





NDC 0338-0086-01

**DOXOrubicin
Hydrochloride
liposome injection**

Each mL contains
doxorubicin Hydrochloride, 2 mg.
STEALTH liposome carriers
are composed of cholesterol,
3.19 mg; fully hydrogenated soy
phosphatidylcholine (HSPC),
9.58 mg; and N-(carbonyl-
methoxypolyethylene
glycol 2000)-1,2-distearoyl-
sn-glycero-3-
phosphoethanolamine
sodium salt (MPEG-DSPE),
3.19 mg. Each mL also contains
ammonium sulfate,
approximately 0.6 mg;
histidine; hydrochloric acid
and/or sodium hydroxide;
and sucrose.

HA-80-02-887





Carton Label

USA
696985
882

Barcode

NDC 0338-0086-01

**DOXOrubicin
Hydrochloride
liposome injection**

**50 mg in 25 mL
(2 mg/mL)**

Single-Dose Vial. Discard unused portion.

**LIPOSOMAL FORMULATION -
DO NOT SUBSTITUTE
FOR DOXORUBICIN Hydrochloride**

**FOR INTRAVENOUS
INFUSION ONLY**

**Refrigerate, 2°-8°C
(36°-46°F). Do Not Freeze.
Cytotoxic**

Rx only

**NDC 0338-0086-01
DOXOrubicin
Hydrochloride
liposome injection**

**N
3**

**Bar Code
0338-0086-01 6**

**Note: Liposomal formulation.
See package insert for dosage
information.**

**NDC 0338-0086-01
DOXOrubicin
Hydrochloride
liposome injection**

NDC 0338-0086-01

**DOXOrubicin HCl
liposome injection**

**LIPOSOMAL FORMULATION -
DO NOT SUBSTITUTE
FOR DOXORUBICIN Hydrochloride**

Manufactured for:

Baxter Healthcare Corporation

Deerfield, IL 60015

Product of Italy

Baxter Stealth are
registered trademarks of
Baxter International Inc.,
or its subsidiaries.

GTIN 00303380086016

2D Bar Code

S/N

EXP

LOT

NDC 0338-0086-01

**DOXOrubicin
Hydrochloride
liposome injection**

Each mL contains
doxorubicin HCl, 2 mg.
STEALTH liposome carriers
are composed of cholesterol,
3.19 mg; fully hydrogenated soy
phosphatidylcholine (HSPC),
9.58 mg; and N-(carbonyl-
methoxypolyethylene
glycol 2000)-1,2-distearoyl-sn-
glycerol-3-phosphoethanolamine
sodium salt (MPEG-DSPE),
3.19 mg. Each mL also contains
ammonium sulfate,
approximately 0.6 mg;
histidine; hydrochloric acid
and/or sodium hydroxide;
and sucrose.

HA-80-02-887

DOXORUBICIN HYDROCHLORIDE LIPOSOME

doxorubicin hydrochloride liposome injection, suspension, liposomal

Product Information

Product Type	HUMAN PRESCRIPTION DRUG	Item Code (Source)	NDC:0338-0080
Route of Administration	INTRAVENOUS		

Active Ingredient/Active Moiety		
Ingredient Name	Basis of Strength	Strength
DOXORUBICIN HYDROCHLORIDE (UNII: 82F2G7BL4E) (DOXORUBICIN - UNII:80168379AG)	DOXORUBICIN HYDROCHLORIDE	2 mg in 1 mL

Inactive Ingredients	
Ingredient Name	Strength
SODIUM N-(CARBOXYL-METHOXYPOLYETHYLENE GLYCOL 2000)-1,2-DISTEAROYL-SN-GLYCERO-3-PHOSPHOETHANOLAMINE (UNII: 3L6NN8ZZKU)	3.19 mg in 1 mL
CHOLESTEROL (UNII: 97C5T2UQ7J)	3.19 mg in 1 mL
HYDROGENATED SOYBEAN LECITHIN (UNII: H1109Z9J4N)	9.58 mg in 1 mL
AMMONIUM SULFATE (UNII: SU46BAM238)	0.6 mg in 1 mL
HISTIDINE (UNII: 4QD397987E)	
HYDROCHLORIC ACID (UNII: QTT17582CB)	
SODIUM HYDROXIDE (UNII: 55X04QC32I)	
SUCROSE (UNII: C151H8M554)	

Packaging				
#	Item Code	Package Description	Marketing Start Date	Marketing End Date
1	NDC:0338-0080-01	1 in 1 CARTON	08/15/2019	
1		10 mL in 1 VIAL, SINGLE-USE; Type 0: Not a Combination Product		

Marketing Information			
Marketing Category	Application Number or Monograph Citation	Marketing Start Date	Marketing End Date
NDA	NDA050718	08/15/2019	

DOXORUBICIN HYDROCHLORIDE LIPOSOME

doxorubicin hydrochloride liposome injection, suspension, liposomal

Product Information			
Product Type	HUMAN PRESCRIPTION DRUG	Item Code (Source)	NDC:0338-0086
Route of Administration	INTRAVENOUS		

Active Ingredient/Active Moiety		
Ingredient Name	Basis of Strength	Strength
DOXORUBICIN HYDROCHLORIDE (UNII: 82F2G7BL4E) (DOXORUBICIN - UNII:80168379AG)	DOXORUBICIN HYDROCHLORIDE	2 mg in 1 mL

Inactive Ingredients

Ingredient Name	Strength
SODIUM N-(CARBOXYL-METHOXYPOLYETHYLENE GLYCOL 2000)-1,2-DISTEAROYL-SN-GLYCERO-3-PHOSPHOETHANOLAMINE (UNII: 3L6NN8ZZKU)	3.19 mg in 1 mL
CHOLESTEROL (UNII: 97C5T2UQ7J)	3.19 mg in 1 mL
HYDROGENATED SOYBEAN LECITHIN (UNII: H1109Z9J4N)	9.58 mg in 1 mL
AMMONIUM SULFATE (UNII: SU46BAM238)	0.6 mg in 1 mL
HISTIDINE (UNII: 4QD397987E)	
HYDROCHLORIC ACID (UNII: QTT17582CB)	
SODIUM HYDROXIDE (UNII: 55X04QC32I)	
SUCROSE (UNII: C151H8M554)	

Packaging

#	Item Code	Package Description	Marketing Start Date	Marketing End Date
1	NDC:0338-0086-01	1 in 1 CARTON	08/15/2019	
1		25 mL in 1 VIAL, SINGLE-USE; Type 0: Not a Combination Product		

Marketing Information

Marketing Category	Application Number or Monograph Citation	Marketing Start Date	Marketing End Date
NDA	NDA050718	08/15/2019	

Labeler - Baxter Healthcare Corporation (005083209)

Revised: 8/2019

Baxter Healthcare Corporation