

AMOXICILLIN AND CLAVULANATE POTASSIUM - amoxicillin and clavulanate potassium tablet, film coated
Rebel Distributors Corp.

AMOXICILLIN AND CLAVULANATE POTASSIUM TABLETS USP, 500 mg/125 mg and 875 mg/125 mg

2274

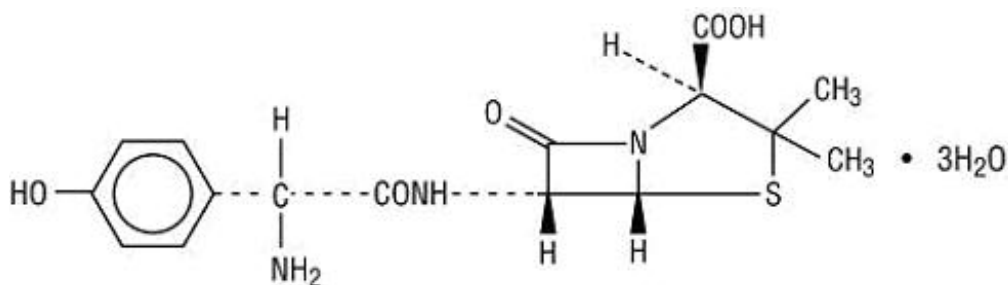
2275

Rx only

To reduce the development of drug-resistant bacteria and maintain the effectiveness of amoxicillin and clavulanate potassium tablets and other antibacterial drugs, amoxicillin and clavulanate potassium tablets should be used only to treat or prevent infections that are proven or strongly suspected to be caused by bacteria.

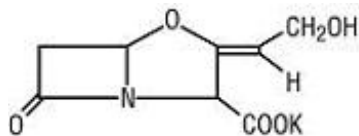
DESCRIPTION

Amoxicillin and clavulanate potassium tablets are an oral antibacterial combination consisting of the semisynthetic antibiotic amoxicillin and the β -lactamase inhibitor, clavulanate potassium (the potassium salt of clavulanic acid). Amoxicillin is an analog of ampicillin, derived from the basic penicillin nucleus, 6-aminopenicillanic acid. Chemically, amoxicillin is (2S,5R,6R)-6-[(R)-(-)-2-Amino-2-(p-hydroxyphenyl)acetamido]-3,3-dimethyl-7-oxo-4-thia-1-azabicyclo[3.2.0]heptane-2-carboxylic acid trihydrate and has the following structural formula:



$C_{16}H_{19}N_3O_5 \cdot 3H_2O$ M.W. 419.46

Clavulanic acid is produced by the fermentation of *Streptomyces clavuligerus*. It is a β -lactam structurally related to the penicillins and possesses the ability to inactivate a wide variety of β -lactamases by blocking the active sites of these enzymes. Clavulanic acid is particularly active against the clinically important plasmid-mediated β -lactamases frequently responsible for transferred drug resistance to penicillins and cephalosporins. Chemically, clavulanate potassium is potassium (Z)-(2R,5R)-3-(2-hydroxyethylidene)-7-oxo-4-oxa-1-azabicyclo[3.2.0]-heptane-2-carboxylate, and has the following structural formula:



C₈H₈KNO₅ M.W. 237.25

Each tablet contains 500 mg or 875 mg amoxicillin as the trihydrate and 125 mg clavulanic acid as the potassium salt. Each amoxicillin and clavulanate potassium tablet contains 0.63 mEq potassium.

Inactive Ingredients

Colloidal silicon dioxide, hypromellose, magnesium stearate, microcrystalline cellulose, polydextrose, polyethylene glycol, sodium starch glycolate, titanium dioxide, and triacetin.

CLINICAL PHARMACOLOGY

Amoxicillin and clavulanate potassium are well absorbed from the gastrointestinal tract after oral administration of amoxicillin and clavulanate potassium. Dosing in the fasted or fed state has minimal effect on the pharmacokinetics of amoxicillin. While amoxicillin and clavulanate potassium can be given without regard to meals, absorption of clavulanate potassium when taken with food is greater relative to the fasted state. In 1 study, the relative bioavailability of clavulanate was reduced when amoxicillin and clavulanate potassium was dosed at 30 and 150 minutes after the start of a high-fat breakfast. The safety and efficacy of amoxicillin and clavulanate potassium have been established in clinical trials where amoxicillin and clavulanate potassium was taken without regard to meals.

Mean* amoxicillin and clavulanate potassium pharmacokinetic parameters are shown in the table below:

Dose [†] and regimen	AUC ₀₋₂₄ (mcg•hr/mL)		C _{max} (mcg/mL)	
	amoxicillin (± S.D.)	clavulanate potassium (± S.D.)	amoxicillin (± S.D.)	clavulanate potassium (± S.D.)
250/125 mg q8h	26.7 ± 4.56	12.6 ± 3.25	3.3 ± 1.12	1.5 ± 0.70
500/125 mg q12h	33.4 ± 6.76	8.6 ± 1.95	6.5 ± 1.41	1.8 ± 0.61
500/125 mg q8h	53.4 ± 8.87	15.7 ± 3.86	7.2 ± 2.26	2.4 ± 0.83
875/125 mg q12h	53.5 ± 12.31	10.2 ± 3.04	11.6 ± 2.78	2.2 ± 0.99

Amoxicillin serum concentrations achieved with amoxicillin and clavulanate potassium are similar to those produced by the oral administration of equivalent doses of amoxicillin alone. The half-life of amoxicillin after the oral administration of amoxicillin and clavulanate potassium is 1.3 hours and that of clavulanic acid is 1.0 hour.

Approximately 50% to 70% of the amoxicillin and approximately 25% to 40% of the clavulanic acid are excreted unchanged in urine during the first 6 hours after administration of a single amoxicillin and clavulanate potassium tablet, 250 mg/125 mg or 500 mg/125 mg.

Concurrent administration of probenecid delays amoxicillin excretion but does not delay renal excretion of clavulanic acid.

Neither component in amoxicillin and clavulanate potassium is highly protein-bound; clavulanic acid has been found to be approximately 25% bound to human serum and amoxicillin approximately 18% bound.

Amoxicillin diffuses readily into most body tissues and fluids with the exception of the brain and spinal fluid. The results of experiments involving the administration of clavulanic acid to animals suggest that this compound, like amoxicillin, is well distributed in body tissues.

[†] Administered at the start of a light meal.

Microbiology

Amoxicillin is a semisynthetic antibiotic with a broad spectrum of bactericidal activity against many gram-positive and gram-negative microorganisms. Amoxicillin is, however, susceptible to degradation by β -lactamases, and therefore, the spectrum of activity does not include organisms which produce these enzymes. Clavulanic acid is a β -lactam, structurally related to the penicillins, which possesses the ability to inactivate a wide range of β -lactamase enzymes commonly found in microorganisms resistant to penicillins and cephalosporins. In particular, it has good activity against the clinically important plasmid-mediated β -lactamases frequently responsible for transferred drug resistance.

The formulation of amoxicillin and clavulanic acid in amoxicillin and clavulanate potassium protects amoxicillin from degradation by β -lactamase enzymes and effectively extends the antibiotic spectrum of amoxicillin to include many bacteria normally resistant to amoxicillin and other β -lactam antibiotics. Thus, amoxicillin and clavulanate potassium possesses the properties of a broad-spectrum antibiotic and a β -lactamase inhibitor.

Amoxicillin/clavulanic acid has been shown to be active against most strains of the following microorganisms, both *in vitro* and in clinical infections as described in **INDICATIONS AND USAGE**.

Gram-Positive Aerobes

Staphylococcus aureus (β -lactamase and non- β -lactamase-producing) †

†Staphylococci which are resistant to methicillin/oxacillin must be considered resistant to amoxicillin/clavulanic acid.

Gram-Negative Aerobes

Enterobacter species (Although most strains of *Enterobacter* species are resistant *in vitro*, clinical efficacy has been demonstrated with amoxicillin and clavulanate potassium in urinary tract infections caused by these organisms.)

Escherichia coli (β -lactamase and non- β -lactamase-producing)

Haemophilus influenzae (β -lactamase and non- β -lactamase-producing)

Klebsiella species (All known strains are β -lactamase-producing.)

Moraxella catarrhalis (β -lactamase and non- β -lactamase-producing)

The following *in vitro* data are available, **but their clinical significance is unknown.**

Amoxicillin/clavulanic acid exhibits *in vitro* minimal inhibitory concentrations (MICs) of 2 mcg/mL or less against most ($\geq 90\%$) strains of *Streptococcus pneumoniae*[§]; MICs of 0.06 mcg/mL or less against most ($\geq 90\%$) strains of *Neisseria gonorrhoeae*; MICs of 4 mcg/mL or less against most ($\geq 90\%$) strains of staphylococci and anaerobic bacteria; and MICs of 8 mcg/mL or less against most ($\geq 90\%$) strains of other listed organisms. However, with the exception of organisms shown to respond to amoxicillin alone, the safety and effectiveness of amoxicillin/clavulanic acid in treating clinical infections due to these microorganisms have not been established in adequate and well-controlled clinical trials.

[§]Because amoxicillin has greater *in vitro* activity against *S. pneumoniae* than does ampicillin or penicillin, the majority of *S. pneumoniae* strains with intermediate susceptibility to ampicillin or penicillin are fully susceptible to amoxicillin.

Gram-Positive Aerobes

Enterococcus faecalis[¶]

Staphylococcus epidermidis (β -lactamase and non- β -lactamase-producing)

Staphylococcus saprophyticus (β -lactamase and non- β -lactamase-producing)

Streptococcus pneumoniae^{¶**}

Streptococcus pyogenes^{¶**}

viridans group *Streptococcus*^{¶**}

Gram-Negative Aerobes

Eikenella corrodens (β -lactamase and non- β -lactamase-producing)

Neisseria gonorrhoeae[¶] (β -lactamase and non- β -lactamase-producing)

Proteus mirabilis[¶] (β -lactamase and non- β -lactamase-producing)

Anaerobic Bacteria

Bacteroides species, including *Bacteroides fragilis* (β -lactamase and non- β -lactamase-producing)

Fusobacterium species (β -lactamase and non- β -lactamase-producing)

Peptostreptococcus species **

[¶] Adequate and well-controlled clinical trials have established the effectiveness of amoxicillin alone in treating certain clinical infections due to these organisms.

**These are non- β -lactamase-producing organisms, and therefore, are susceptible to amoxicillin alone.

Susceptibility Testing

Dilution Techniques

Quantitative methods are used to determine antimicrobial MICs. These MICs provide estimates of the susceptibility of bacteria to antimicrobial compounds. The MICs should be determined using a standardized procedure. Standardized procedures are based on a dilution method ¹ (broth or agar) or equivalent with standardized inoculum concentrations and standardized concentrations of amoxicillin/clavulanate potassium powder.

The recommended dilution pattern utilizes a constant amoxicillin/clavulanate potassium ratio of 2 to 1 in all tubes with varying amounts of amoxicillin. MICs are expressed in terms of the amoxicillin concentration in the presence of clavulanic acid at a constant 2 parts amoxicillin to 1 part clavulanic acid. The MIC values should be interpreted according to the following criteria:

RECOMMENDED RANGES FOR AMOXICILLIN/CLAVULANIC ACID SUSCEPTIBILITY TESTING

For Gram-Negative Enteric Aerobes:

MIC (mcg/mL)	Interpretation
$\leq 8/4$	Susceptible (S)
16/8	Intermediate (I)
$\geq 32/16$	Resistant (R)

For *Staphylococcus*^{**2} and *Haemophilus* species:

MIC (mcg/mL)	Interpretation
$\leq 4/2$	Susceptible (S)
$\geq 8/4$	Resistant (R)

For *S. pneumoniae* from non-meningitis sources:

Isolates should be tested using amoxicillin/clavulanic acid and the following criteria should be used:

<u>MIC (mcg/mL)</u>	<u>Interpretation</u>
≤ 2/1	Susceptible (S)
4/2	Intermediate (I)
≥ 8/4	Resistant (R)

NOTE:These interpretive criteria are based on the recommended doses for respiratory tract infections.

A report of “Susceptible” indicates that the pathogen is likely to be inhibited if the antimicrobial compound in the blood reaches the concentration usually achievable. A report of “Intermediate” indicates that the result should be considered equivocal, and, if the microorganism is not fully susceptible to alternative, clinically feasible drugs, the test should be repeated. This category implies possible clinical applicability in body sites where the drug is physiologically concentrated or in situations where high dosage of drug can be used. This category also provides a buffer zone, which prevents small uncontrolled technical factors from causing major discrepancies in interpretation. A report of “Resistant” indicates that the pathogen is not likely to be inhibited if the antimicrobial compound in the blood reaches the concentrations usually achievable; other therapy should be selected.

Standardized susceptibility test procedures require the use of laboratory control microorganisms to control the technical aspects of the laboratory procedures. Standard amoxicillin/clavulanate potassium powder should provide the following MIC values:

<u>Microorganism</u>	<u>MIC Range (mcg/mL)^{††3}</u>
<i>Escherichia coli</i> ATCC 25922	2 to 8
<i>Escherichia coli</i> ATCC 35218	4 to 16
<i>Enterococcus faecalis</i> ATCC 29212	0.25 to 1.0
<i>Haemophilus influenzae</i> ATCC 49247	2 to 16
<i>Staphylococcus aureus</i> ATCC 29213	0.12 to 0.5
<i>Streptococcus pneumoniae</i> ATCC 49619	0.03 to 0.12

² ** Staphylococci which are susceptible to amoxicillin/clavulanic acid but resistant to methicillin/oxacillin must be considered as resistant.

³ †† Expressed as concentration of amoxicillin in the presence of clavulanic acid at a constant 2 parts amoxicillin to 1 part clavulanic acid.

Diffusion Techniques

Quantitative methods that require measurement of zone diameters also provide reproducible estimates of the susceptibility of bacteria to antimicrobial compounds. One such standardized procedure ² requires the use of standardized inoculum concentrations. This procedure uses paper disks impregnated with 30 mcg of amoxicillin/clavulanate potassium (20 mcg amoxicillin plus 10 mcg clavulanate potassium) to test the susceptibility of microorganisms to amoxicillin/clavulanic acid.

Reports from the laboratory providing results of the standard single-disk susceptibility test with a 30 mcg amoxicillin/clavulanate potassium (20 mcg amoxicillin plus 10 mcg clavulanate potassium) disk should be interpreted according to the following criteria:

RECOMMENDED RANGES FOR AMOXICILLIN/CLAVULANIC ACID SUSCEPTIBILITY TESTING

For *Staphylococcus*^{††4} Species and *H. influenzae*^{a5}:

<u>Zone Diameter (mm)</u>	<u>Interpretation</u>
≥ 20	Susceptible (S)

≤ 19

Resistant (R)

For Other Organisms Except *S. pneumoniae*^{b6} and *N. gonorrhoeae*^{c7}:

<u>Zone Diameter (mm)</u>	<u>Interpretation</u>
≥ 18	Susceptible (S)
14 to 17	Intermediate (I)
≤ 13	Resistant (R)

Interpretation should be as stated above for results using dilution techniques. Interpretation involves correlation of the diameter obtained in the disk test with the MIC for amoxicillin/clavulanic acid.

As with standardized dilution techniques, diffusion methods require the use of laboratory control microorganisms that are used to control the technical aspects of the laboratory procedures. For the diffusion technique, the 30 mcg amoxicillin/clavulanate potassium (20 mcg amoxicillin plus 10 mcg clavulanate potassium) disk should provide the following zone diameters in these laboratory quality control strains:

<u>Microorganism</u>	<u>Zone Diameter (mm)</u>
<i>Escherichia coli</i> ATCC 25922	19 to 25
<i>Escherichia coli</i> ATCC 35218	18 to 22
<i>Staphylococcus aureus</i> ATCC 25923	28 to 36

- 4 †† Staphylococci which are resistant to methicillin/oxacillin must be considered as resistant to amoxicillin/clavulanic acid.
- 5 a A broth microdilution method should be used for testing *H. influenzae*. Beta-lactamase-negative, ampicillin-resistant strains must be considered resistant to amoxicillin/clavulanic acid.
- 6 b Susceptibility of *S. pneumoniae* should be determined using a 1 mcg oxacillin disk. Isolates with oxacillin zone sizes of ≥ 20 mm are susceptible to amoxicillin/clavulanic acid. An amoxicillin/clavulanic acid MIC should be determined on isolates of *S. pneumoniae* with oxacillin zone sizes of ≤ 19 mm.
- 7 c A broth microdilution method should be used for testing *N. gonorrhoeae* and interpreted according to penicillin breakpoints.

INDICATIONS AND USAGE

Amoxicillin and clavulanate potassium tablets are indicated in the treatment of infections caused by susceptible strains of the designated organisms in the conditions listed below:

Lower Respiratory Tract Infections

Caused by β-lactamase-producing strains of *H. influenzae* and *M. catarrhalis*.

Otitis Media

Caused by β-lactamase-producing strains of *H. influenzae* and *M. catarrhalis*.

Sinusitis

Caused by β-lactamase-producing strains of *H. influenzae* and *M. catarrhalis*.

Skin and Skin Structure Infections

Caused by β-lactamase-producing strains of *S. aureus*, *E. coli*, and *Klebsiella* spp.

Urinary Tract Infections

Caused by β -lactamase-producing strains of *E. coli*, *Klebsiella* spp., and *Enterobacter* spp.

While amoxicillin and clavulanate potassium tablets are indicated only for the conditions listed above, infections caused by ampicillin-susceptible organisms are also amenable to treatment with amoxicillin and clavulanate potassium tablets due to their amoxicillin content; therefore, mixed infections caused by ampicillin-susceptible organisms and β -lactamase-producing organisms susceptible to amoxicillin and clavulanate potassium should not require the addition of another antibiotic. Because amoxicillin has greater *in vitro* activity against *S. pneumoniae* than does ampicillin or penicillin, the majority of *S. pneumoniae* strains with intermediate susceptibility to ampicillin or penicillin are fully susceptible to amoxicillin and amoxicillin and clavulanate potassium (see **Microbiology**).

To reduce the development of drug-resistant bacteria and maintain the effectiveness of amoxicillin and clavulanate potassium tablets and other antibacterial drugs, amoxicillin and clavulanate potassium tablets should be used only to treat or prevent infections that are proven or strongly suspected to be caused by susceptible bacteria. When culture and susceptibility information are available, they should be considered in selecting or modifying antibacterial therapy. In the absence of such data, local epidemiology and susceptibility patterns may contribute to the empiric selection of therapy.

Bacteriological studies, to determine the causative organisms and their susceptibility to amoxicillin and clavulanate potassium, should be performed together with any indicated surgical procedures.

CONTRAINDICATIONS

Amoxicillin and clavulanate potassium is contraindicated in patients with a history of allergic reactions to any penicillin. It is also contraindicated in patients with a previous history of cholestatic jaundice/hepatic dysfunction associated with amoxicillin and clavulanate potassium.

WARNINGS

SERIOUS AND OCCASIONALLY FATAL HYPERSENSITIVITY (ANAPHYLACTIC) REACTIONS HAVE BEEN REPORTED IN PATIENTS ON PENICILLIN THERAPY. THESE REACTIONS ARE MORE LIKELY TO OCCUR IN INDIVIDUALS WITH A HISTORY OF PENICILLIN HYPERSENSITIVITY AND/OR A HISTORY OF SENSITIVITY TO MULTIPLE ALLERGENS. THERE HAVE BEEN REPORTS OF INDIVIDUALS WITH A HISTORY OF PENICILLIN HYPERSENSITIVITY WHO HAVE EXPERIENCED SEVERE REACTIONS WHEN TREATED WITH CEPHALOSPORINS. BEFORE INITIATING THERAPY WITH AMOXICILLIN AND CLAVULANATE POTASSIUM, CAREFUL INQUIRY SHOULD BE MADE CONCERNING PREVIOUS HYPERSENSITIVITY REACTIONS TO PENICILLINS, CEPHALOSPORINS, OR OTHER ALLERGENS. IF AN ALLERGIC REACTION OCCURS, AMOXICILLIN AND CLAVULANATE POTASSIUM SHOULD BE DISCONTINUED AND THE APPROPRIATE THERAPY INSTITUTED. SERIOUS ANAPHYLACTIC REACTIONS REQUIRE IMMEDIATE EMERGENCY TREATMENT WITH EPINEPHRINE. OXYGEN, INTRAVENOUS STEROIDS, AND AIRWAY MANAGEMENT, INCLUDING INTUBATION, SHOULD ALSO BE ADMINISTERED AS INDICATED.

Clostridium difficile associated diarrhea (CDAD) has been reported with use of nearly all antibacterial agents, including amoxicillin and clavulanate potassium, and may range in severity from mild diarrhea to fatal colitis. Treatment with antibacterial agents alters the normal flora of the colon leading to overgrowth of *C. difficile*.

C. difficile produces toxins A and B which contribute to the development of CDAD. Hypertoxin producing strains of *C. difficile* cause increased morbidity and mortality, as these infections can be refractory to antimicrobial therapy and may require colectomy. CDAD must be considered in all patients who present with diarrhea following antibiotic use. Careful medical history is necessary since CDAD

has been reported to occur over two months after the administration of antibacterial agents.

If CDAD is suspected or confirmed, ongoing antibiotic use not directed against *C. difficile* may need to be discontinued. Appropriate fluid and electrolyte management, protein supplementation, antibiotic treatment of *C. difficile*, and surgical evaluation should be instituted as clinically indicated.

Amoxicillin and clavulanate potassium should be used with caution in patients with evidence of hepatic dysfunction. Hepatic toxicity associated with the use of amoxicillin and clavulanate potassium is usually reversible. On rare occasions, deaths have been reported (less than 1 death reported per estimated 4 million prescriptions worldwide). These have generally been cases associated with serious underlying diseases or concomitant medications (see **CONTRAINDICATIONS** and **ADVERSE REACTIONS, Liver**).

PRECAUTIONS

General

While amoxicillin and clavulanate potassium possesses the characteristic low toxicity of the penicillin group of antibiotics, periodic assessment of organ system functions, including renal, hepatic, and hematopoietic function, is advisable during prolonged therapy.

A high percentage of patients with mononucleosis who receive ampicillin develop an erythematous skin rash. Thus, ampicillin-class antibiotics should not be administered to patients with mononucleosis.

The possibility of superinfections with mycotic or bacterial pathogens should be kept in mind during therapy. If superinfections occur (usually involving *Pseudomonas* or *Candida*), the drug should be discontinued and/or appropriate therapy instituted.

Prescribing amoxicillin and clavulanate potassium tablets in the absence of a proven or strongly suspected bacterial infection or a prophylactic indication is unlikely to provide benefit to the patient and increases the risk of the development of drug-resistant bacteria.

Drug Interactions

Probenecid decreases the renal tubular secretion of amoxicillin. Concurrent use with amoxicillin and clavulanate potassium may result in increased and prolonged blood levels of amoxicillin. Coadministration of probenecid cannot be recommended.

The concurrent administration of allopurinol and ampicillin increases substantially the incidence of rashes in patients receiving both drugs as compared to patients receiving ampicillin alone. It is not known whether this potentiation of ampicillin rashes is due to allopurinol or the hyperuricemia present in these patients. There are no data with amoxicillin and clavulanate potassium and allopurinol administered concurrently.

In common with other broad-spectrum antibiotics, amoxicillin and clavulanate potassium may reduce the efficacy of oral contraceptives.

Drug/Laboratory Test Interactions

Oral administration of amoxicillin and clavulanate potassium will result in high urine concentrations of amoxicillin. High urine concentrations of ampicillin may result in false-positive reactions when testing for the presence of glucose in urine using CLINITEST[®], Benedict's Solution, or Fehling's Solution. Since this effect may also occur with amoxicillin and therefore amoxicillin and clavulanate potassium, it is recommended that glucose tests based on enzymatic glucose oxidase reactions (such as CLINISTIX[®]) be used.

Following administration of ampicillin to pregnant women, a transient decrease in plasma concentration of total conjugated estriol, estriol-glucuronide, conjugated estrone and estradiol has been noted. This effect may also occur with amoxicillin and therefore amoxicillin and clavulanate potassium.

Information for Patients

Patients should be counseled that antibacterial drugs including amoxicillin and clavulanate potassium tablets, should only be used to treat bacterial infections. They do not treat viral infections (e.g., the common cold). When amoxicillin and clavulanate potassium tablets are prescribed to treat a bacterial infection, patients should be told that although it is common to feel better early in the course of therapy, the medication should be taken exactly as directed. Skipping doses or not completing the full course of therapy may: (1) decrease the effectiveness of the immediate treatment, and (2) increase the likelihood that bacteria will develop resistance and will not be treatable by amoxicillin and clavulanate potassium tablets or other antibacterial drugs in the future.

Diarrhea is a common problem caused by antibiotics which usually ends when the antibiotic is discontinued. Sometimes after starting treatment with antibiotics, patients can develop watery and bloody stools (with or without stomach cramps and fever) even as late as two or more months after having taken the last dose of the antibiotic. If this occurs, patients should contact their physician as soon as possible.

Carcinogenesis, Mutagenesis, Impairment of Fertility

Long-term studies in animals have not been performed to evaluate carcinogenic potential.

Mutagenesis

The mutagenic potential of amoxicillin and clavulanate potassium was investigated *in vitro* with an Ames test, a human lymphocyte cytogenetic assay, a yeast test and a mouse lymphoma forward mutation assay, and *in vivo* with mouse micronucleus tests and a dominant lethal test. All were negative apart from the *in vitro* mouse lymphoma assay where weak activity was found at very high, cytotoxic concentrations.

Impairment of Fertility

Amoxicillin and clavulanate potassium at oral doses of up to 1,200 mg/kg/day (5.7 times the maximum human dose, 1,480 mg/m²/day, based on body surface area) was found to have no effect on fertility and reproductive performance in rats, dosed with a 2:1 ratio formulation of amoxicillin:clavulanate.

Pregnancy

Teratogenic Effects

Pregnancy category B

Reproduction studies performed in pregnant rats and mice given amoxicillin and clavulanate potassium at oral dosages up to 1,200 mg/kg/day, equivalent to 7,200 and 4,080 mg/m²/day, respectively (4.9 and 2.8 times the maximum human oral dose based on body surface area), revealed no evidence of harm to the fetus due to amoxicillin and clavulanate potassium. There are, however, no adequate and well-controlled studies in pregnant women. Because animal reproduction studies are not always predictive of human response, this drug should be used during pregnancy only if clearly needed.

Labor and Delivery

Oral ampicillin-class antibiotics are generally poorly absorbed during labor. Studies in guinea pigs have shown that intravenous administration of ampicillin decreased the uterine tone, frequency of contractions, height of contractions, and duration of contractions; however, it is not known whether the use of amoxicillin and clavulanate potassium in humans during labor or delivery has immediate or delayed adverse effects on the fetus, prolongs the duration of labor, or increases the likelihood that forceps delivery or other obstetrical intervention or resuscitation of the newborn will be necessary. In a single study in women with premature rupture of fetal membranes, it was reported that prophylactic treatment with amoxicillin and clavulanate potassium may be associated with an increased risk of necrotizing enterocolitis in neonates.

Nursing Mothers

Ampicillin-class antibiotics are excreted in the milk; therefore, caution should be exercised when amoxicillin and clavulanate potassium is administered to a nursing woman.

Pediatric Use

Pediatric patients weighing 40 kg or more should be dosed according to the adult recommendations (see **DOSAGE AND ADMINISTRATION, Pediatric Patients**). Safety and effectiveness of amoxicillin and clavulanate potassium tablets in pediatric patients weighing less than 40 kg have not been established. (See prescribing information for amoxicillin and clavulanate potassium powder for oral suspension and chewable tablets.)

Geriatric Use

An analysis of clinical studies of amoxicillin and clavulanate potassium was conducted to determine whether subjects aged 65 and over respond differently from younger subjects. Of the 3,119 patients in this analysis, 68% were < 65 years old, 32% were ≥ 65 years old and 14% were ≥ 75 years old. This analysis and other reported clinical experience have not identified differences in responses between the elderly and younger patients, but a greater sensitivity of some older individuals cannot be ruled out.

This drug is known to be substantially excreted by the kidney, and the risk of toxic reactions to this drug may be greater in patients with impaired renal function. Because elderly patients are more likely to have decreased renal function, care should be taken in dose selection, and it may be useful to monitor renal function.

ADVERSE REACTIONS

Amoxicillin and clavulanate potassium is generally well tolerated. The majority of side effects observed in clinical trials were of a mild and transient nature and less than 3% of patients discontinued therapy because of drug-related side effects. The most frequently reported adverse effects were diarrhea/loose stools (9%), nausea (3%), skin rashes and urticaria (3%), vomiting (1%) and vaginitis (1%). The overall incidence of side effects, and in particular diarrhea, increased with the higher recommended dose. Other less frequently reported reactions include: Abdominal discomfort, flatulence, and headache.

The following adverse reactions have been reported for ampicillin-class antibiotics:

Gas trointes tinal

Diarrhea, nausea, vomiting, indigestion, gastritis, stomatitis, glossitis, black “hairy” tongue, mucocutaneous candidiasis, enterocolitis, and hemorrhagic/pseudomembranous colitis. Onset of pseudomembranous colitis symptoms may occur during or after antibiotic treatment (see **WARNINGS**).

Hypersensitivity Reactions

Skin rashes, pruritus, urticaria, angioedema, serum sickness-like reactions (urticaria or skin rash accompanied by arthritis, arthralgia, myalgia, and frequently fever), erythema multiforme (rarely Stevens-Johnson syndrome), acute generalized exanthematous pustulosis, hypersensitivity vasculitis, and an occasional case of exfoliative dermatitis (including toxic epidermal necrolysis) have been reported. These reactions may be controlled with antihistamines and, if necessary, systemic corticosteroids. Whenever such reactions occur, the drug should be discontinued, unless the opinion of the physician dictates otherwise. Serious and occasional fatal hypersensitivity (anaphylactic) reactions can occur with oral penicillin (see **WARNINGS**).

Liver

A moderate rise in AST (SGOT) and/or ALT (SGPT) has been noted in patients treated with ampicillin-

class antibiotics but the significance of these findings is unknown. Hepatic dysfunction, including hepatitis and cholestatic jaundice, [see **CONTRAINDICATIONS**], increases in serum transaminases (AST and/or ALT), serum bilirubin, and/or alkaline phosphatase, has been infrequently reported with amoxicillin and clavulanate potassium. It has been reported more commonly in the elderly, in males, or in patients on prolonged treatment. The histologic findings on liver biopsy have consisted of predominantly cholestatic, hepatocellular, or mixed cholestatic-hepatocellular changes. The onset of signs/symptoms of hepatic dysfunction may occur during or several weeks after therapy has been discontinued. The hepatic dysfunction, which may be severe, is usually reversible. On rare occasions, deaths have been reported (less than 1 death reported per estimated 4 million prescriptions worldwide). These have generally been cases associated with serious underlying diseases or concomitant medications.

Renal

Interstitial nephritis and hematuria have been reported rarely. Crystalluria has also been reported (see **OVERDOSAGE**).

Hemic and Lymphatic Systems

Anemia, including hemolytic anemia, thrombocytopenia, thrombocytopenic purpura, eosinophilia, leukopenia, and agranulocytosis have been reported during therapy with penicillins. These reactions are usually reversible on discontinuation of therapy and are believed to be hypersensitivity phenomena. A slight thrombocytosis was noted in less than 1% of the patients treated with amoxicillin and clavulanate potassium. There have been reports of increased prothrombin time in patients receiving amoxicillin and clavulanate potassium and anticoagulant therapy concomitantly.

Central Nervous System

Agitation, anxiety, behavioral changes, confusion, convulsions, dizziness, insomnia, and reversible hyperactivity have been reported rarely.

Miscellaneous

Tooth discoloration (brown, yellow, or gray staining) has been rarely reported. Most reports occurred in pediatric patients. Discoloration was reduced or eliminated with brushing or dental cleaning in most cases.

OVERDOSAGE

Following overdose, patients have experienced primarily gastrointestinal symptoms including stomach and abdominal pain, vomiting, and diarrhea. Rash, hyperactivity, or drowsiness have also been observed in a small number of patients.

In the case of overdose, discontinue amoxicillin and clavulanate potassium, treat symptomatically, and institute supportive measures as required. If the overdose is very recent and there is no contraindication, an attempt at emesis or other means of removal of drug from the stomach may be performed. A prospective study of 51 pediatric patients at a poison center suggested that overdoses of less than 250 mg/kg of amoxicillin are not associated with significant clinical symptoms and do not require gastric emptying.³

Interstitial nephritis resulting in oliguric renal failure has been reported in a small number of patients after overdose with amoxicillin.

Crystalluria, in some cases leading to renal failure, has also been reported after amoxicillin overdose in adult and pediatric patients. In case of overdose, adequate fluid intake and diuresis should be maintained to reduce the risk of amoxicillin crystalluria.

Renal impairment appears to be reversible with cessation of drug administration. High blood levels may

occur more readily in patients with impaired renal function because of decreased renal clearance of both amoxicillin and clavulanate. Both amoxicillin and clavulanate are removed from the circulation by hemodialysis. (See **DOSAGE AND ADMINISTRATION** for recommended dosing for patients with impaired renal function.)

DOSAGE AND ADMINISTRATION

Since both amoxicillin and clavulanate potassium tablets USP, 250 mg/125 mg and 500 mg/125 mg, contain the same amount of clavulanic acid (125 mg, as the potassium salt), two amoxicillin and clavulanate potassium tablets USP, 250 mg/125 mg are not equivalent to one amoxicillin and clavulanate potassium tablet USP, 500 mg/125 mg. Therefore, two amoxicillin and clavulanate potassium tablets USP, 250 mg/125 mg should not be substituted for one amoxicillin and clavulanate potassium tablet USP, 500 mg/125 mg.

Dosage

Adults

The usual adult dose is one amoxicillin and clavulanate potassium tablet USP, 500 mg/125 mg every 12 hours or one amoxicillin and clavulanate potassium tablet USP, 250 mg/125 mg every 8 hours. For more severe infections and infections of the respiratory tract, the dose should be one amoxicillin and clavulanate potassium tablet USP, 875 mg/125 mg every 12 hours or one amoxicillin and clavulanate potassium tablet USP, 500 mg/125 mg every 8 hours.

Patients with impaired renal function do not generally require a reduction in dose unless the impairment is severe. Severely impaired patients with a glomerular filtration rate of < 30 mL/min. should not receive the amoxicillin and clavulanate potassium tablets USP, 875 mg/125 mg. Patients with a glomerular filtration rate of 10 to 30 mL/min. should receive amoxicillin and clavulanate potassium tablets USP, 500 mg/125 mg or 250 mg/125 mg every 12 hours, depending on the severity of the infection. Patients with a less than 10 mL/min. glomerular filtration rate should receive amoxicillin and clavulanate potassium tablets USP, 500 mg/125 mg or 250 mg/125 mg every 24 hours, depending on severity of the infection.

Hemodialysis patients should receive amoxicillin and clavulanate potassium tablets USP, 500 mg/125 mg or 250 mg/125 mg every 24 hours, depending on severity of the infection. They should receive an additional dose both during and at the end of dialysis.

Hepatically impaired patients should be dosed with caution and hepatic function monitored at regular intervals (see **WARNINGS**).

Pediatric Patients

Pediatric patients weighing 40 kg or more should be dosed according to the adult recommendations.

Due to the different amoxicillin to clavulanic acid ratios in the amoxicillin and clavulanate potassium tablets USP, 250 mg/125 mg versus the amoxicillin and clavulanate potassium chewable tablets USP, 250 mg/62.5 mg, the amoxicillin and clavulanate potassium tablets USP, 250 mg/125 mg should not be used until the pediatric patient weighs at least 40 kg or more.

Administration

Amoxicillin and clavulanate potassium tablets USP may be taken without regard to meals; however, absorption of clavulanate potassium is enhanced when amoxicillin and clavulanate potassium tablets USP are administered at the start of a meal. To minimize the potential for gastrointestinal intolerance, amoxicillin and clavulanate potassium tablets USP should be taken at the start of a meal.

HOW SUPPLIED

Amoxicillin and clavulanate potassium tablets USP, 500 mg/125 mg are available as white, oblong-shaped, biconvex, film-coated tablets, debossed “93” on one side and “2274” on the other side. Each tablet contains 500 mg amoxicillin as the trihydrate and 125 mg of clavulanic acid as the potassium salt. They are available in bottles of 20.

Amoxicillin and clavulanate potassium tablets USP, 875 mg/125 mg are available as white, capsule-shaped, biconvex, film-coated tablets, debossed “93” on one side and “22”, score, “75” on the other side. Each tablet contains 875 mg amoxicillin as the trihydrate and 125 mg clavulanic acid as the potassium salt. They are available in bottles of 20.

Store at 20° to 25°C (68° to 77°F) [See USP Controlled Room Temperature].

Dispense in a tight, light-resistant container as defined in the USP, with a child-resistant closure (as required). Advise patients to keep in a closed container.

CLINICAL STUDIES

Data from 2 pivotal studies in 1,191 patients treated for either lower respiratory tract infections or complicated urinary tract infections compared a regimen of 875 mg tablets of amoxicillin and clavulanate potassium q12h to 500 mg tablets of amoxicillin and clavulanate potassium dosed q8h (584 and 607 patients, respectively). Comparable efficacy was demonstrated between the q12h and q8h dosing regimens. There was no significant difference in the percentage of adverse events in each group. The most frequently reported adverse event was diarrhea; incidence rates were similar for the 875 mg q12h and 500 mg q8h dosing regimens (14.9% and 14.3%, respectively); however, there was a statistically significant difference ($p < 0.05$) in rates of severe diarrhea or withdrawals with diarrhea between the regimens: 1.0% for 875 mg q12h versus 2.5% for the 500 mg q8h dosing.

In 1 of these pivotal studies, 629 patients with either pyelonephritis or a complicated urinary tract infection (i.e., patients with abnormalities of the urinary tract that predispose to relapse of bacteriuria following eradication) were randomized to receive either 875 mg amoxicillin and clavulanate potassium tablets q12h or 500 mg amoxicillin and clavulanate potassium tablets q8h in the following distribution:

	875 mg q12h	500 mg q8h
Pyelonephritis	173 patients	188 patients
Complicated UTI	135 patients	133 patients
Total patients	308	321

The number of bacteriologically evaluable patients was comparable between the 2 dosing regimens. Amoxicillin and clavulanate potassium produced comparable bacteriological success rates in patients assessed 2 to 4 days immediately following end of therapy. The bacteriologic efficacy rates were comparable at 1 of the follow-up visits (5 to 9 days post-therapy) and at a late post-therapy visit (in the majority of cases, this was 2 to 4 weeks post-therapy), as seen in the table below:

	875 mg q12h	500 mg q8h
2 to 4 days	81%, n = 58	80%, n = 54
5 to 9 days	58.5%, n = 41	51.9%, n = 52
2 to 4 weeks	52.5%, n = 101	54.8%, n = 104

As noted before, though there was no significant difference in the percentage of adverse events in each group, there was a statistically significant difference in rates of severe diarrhea or withdrawals with diarrhea between the regimens.

REFERENCES

1. National Committee for Clinical Laboratory Standards. Methods for Dilution Antimicrobial Susceptibility Tests for Bacteria that Grow Aerobically – Third Edition. Approved Standard NCCLS Document M7-A3, Vol. 13, No. 25. NCCLS, Villanova, PA, December 1993.
2. National Committee for Clinical Laboratory Standards. Performance Standards for Antimicrobial Disk Susceptibility Tests – Fifth Edition. Approved Standard NCCLS Document M2-A5, Vol. 13, No. 24. NCCLS, Villanova, PA, December 1993.
3. Swanson-Bearman B, Dean BS, Lopez G, Krenzelo EP. The effects of penicillin and cephalosporin ingestions in children less than six years of age. *Vet Hum Toxicol.* 1988;30:66-67.

CLINITEST[®] is a registered trademark of Miles, Inc.

CLINISTIX[®] is a registered trademark of Bayer Corporation.

Manufactured In Canada By:

NOVOPHARM LIMITED

Toronto, Canada M1B 2K9

Manufactured For:

TEVA PHARMACEUTICALS USA

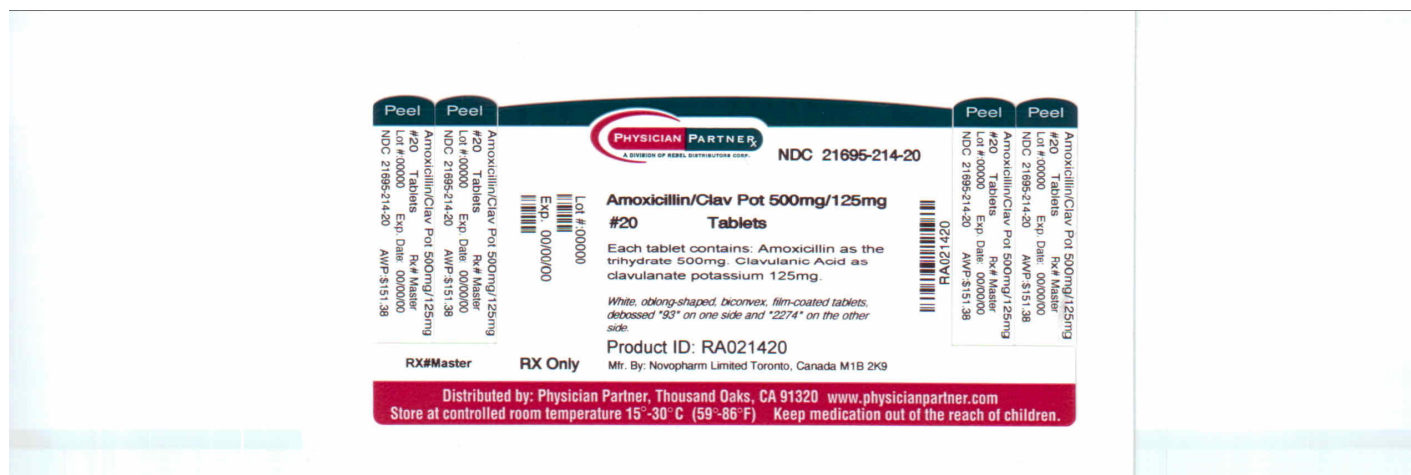
Sellersville, PA 18960

Rev. J 5/2008

Repackaged by:

REBEL DISTRIBUTORS CORP.

Thousand Oaks, CA 91320



AMOXICILLIN AND CLAVULANATE POTASSIUM

amoxicillin and clavulanate potassium tablet, film coated

Product Information

Product Type	HUMAN PRESCRIPTION DRUG	Item Code (Source)	NDC:21695-214(NDC:0093-2274)
Route of Administration	ORAL		

Active Ingredient/Active Moiety

Ingredient Name	Basis of Strength	Strength
amoxicillin (UNII: 804826J2HU) (amoxicillin - UNII:804826J2HU)	amoxicillin	500 mg
clavulanate potassium (UNII: Q42OMW3AT8) (clavulanic acid - UNII:23521W1S24)	clavulanic acid	125 mg

Inactive Ingredients

Ingredient Name	Strength
silicon dioxide (UNII: ETJ7Z6XBU4)	
hypromellose (UNII: 3NXW29V3WO)	
magnesium stearate (UNII: 70097M6B0)	
cellulose, microcrystalline (UNII: OP1R32D61U)	
polydextrose (UNII: VH2XOU12IE)	
polyethylene glycol (UNII: 3WJQ0SDW1A)	
SODIUM STARCH GLYCOLATE TYPE A POTATO (UNII: 5856J3G2A2)	
titanium dioxide (UNII: 15FIX9V2JP)	
triacetin (UNII: XHX3C3X673)	

Product Characteristics

Color	white	Score	no score
Shape	OVAL (oblong shaped)	Size	20mm
Flavor		Imprint Code	93;2274
Contains			

Packaging

#	Item Code	Package Description	Marketing Start Date	Marketing End Date
1	NDC:21695-214-20	20 in 1 BOTTLE		

Marketing Information

Marketing Category	Application Number or Monograph Citation	Marketing Start Date	Marketing End Date
ANDA	ANDA065101	10/30/2002	

AMOXICILLIN AND CLAVULANATE POTASSIUM

amoxicillin and clavulanate potassium tablet, film coated

Product Information

Product Type	HUMAN PRESCRIPTION DRUG	Item Code (Source)	NDC:21695-215(NDC:0093-2275)
Route of Administration	ORAL		

Active Ingredient/Active Moiety

Ingredient Name	Basis of Strength	Strength
-----------------	-------------------	----------

amoxicillin (UNII: 804826J2HU) (amoxicillin - UNII:804826J2HU)	amoxicillin	875 mg
clavulanate potassium (UNII: Q42OMW3AT8) (clavulanic acid - UNII:23521W1S24)	clavulanic acid	125 mg

Inactive Ingredients

Ingredient Name	Strength
silicon dioxide (UNII: ETJ7Z6XBU4)	
hypromellose (UNII: 3NXW29V3WO)	
magnesium stearate (UNII: 70097M6B0)	
cellulose, microcrystalline (UNII: OP1R32D61U)	
polydextrose (UNII: VH2XOU12IE)	
polyethylene glycol (UNII: 3WJQ0SDW1A)	
SODIUM STARCH GLYCOLATE TYPE A POTATO (UNII: 5856J3G2A2)	
titanium dioxide (UNII: 15FIX9V2JP)	
triacetin (UNII: XHX3C3X673)	

Product Characteristics

Color	white	Score	2 pieces
Shape	OVAL (capsule shaped)	Size	22mm
Flavor		Imprint Code	93;22;75
Contains			

Packaging

#	Item Code	Package Description	Marketing Start Date	Marketing End Date
1	NDC:21695-215-20	20 in 1 BOTTLE		

Marketing Information

Marketing Category	Application Number or Monograph Citation	Marketing Start Date	Marketing End Date
ANDA	ANDA065096	10/29/2002	

Labeler - Rebel Distributors Corp. (118802834)

Establishment

Name	Address	ID/FEI	Business Operations
Rebel Distributors Corp.		118802834	relabel, repack