

LACTULOSE SOLUTION- lactulose solution usp, 10 g/15 ml solution
Bajaj Medical, LLC

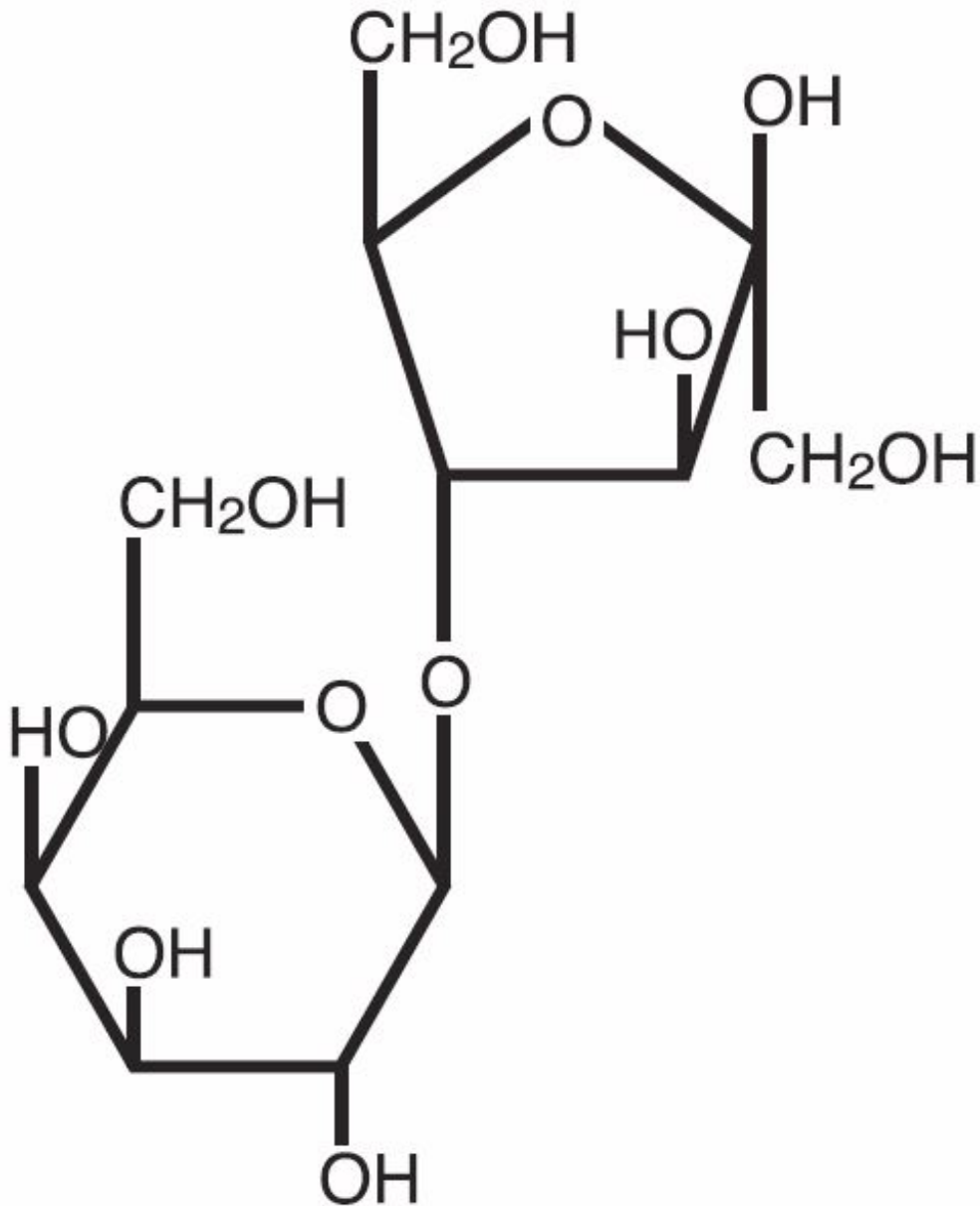
Lactulose Solution USP, 10 g/15 mL
BAJAJ MEDICAL, LLC

DESCRIPTION

Lactulose is a synthetic disaccharide in solution form for oral or rectal administration. Each 15 mL of Lactulose Solution USP contains 10 g lactulose (and less than 1.6 g galactose, less than 1.2 g lactose, and 0.1 g or less of fructose). It also contains D&C Yellow No. 10, FD & C Yellow No. 6 and Purified Water.

Lactulose is a colonic acidifier for treatment and prevention of portal-systemic encephalopathy.

The chemical name for lactulose is 4-O- β -D-galactopyranos-D-fructofuranose. It has the following structural formula:



The molecular weight is 342.30. It is freely soluble in water.

CLINICAL PHARMACOLOGY

Lactulose causes a decrease in blood ammonia concentration and reduces the degree of portal-systemic encephalopathy. These actions are considered to be results of the following:

- Bacterial degradation of lactulose in the colon acidifies the colonic contents.
- This acidification of colonic contents results in the retention of ammonia in the colon as the ammonium ion. Since the colonic contents are then more acid than the blood, ammonia can be expected to migrate from the blood into the colon to form the ammonium ion.
- The acid colonic contents convert NH_3 to the ammonium ion $[\text{NH}_4]^+$, trapping it and preventing its absorption.
- The laxative action of the metabolites of lactulose then expels the trapped ammonium

ion from the colon.

Experimental data indicate that lactulose is poorly absorbed. Lactulose given orally to man and experimental animals resulted in only small amounts reaching the blood. Urinary excretion has been determined to be 3% or less and is essentially complete within 24 hours.

When incubated with extracts of human small intestinal mucosa, lactulose was not hydrolyzed during a 24-hour period and did not inhibit the activity of these extracts on lactose. Lactulose reaches the colon essentially unchanged. There it is metabolized by bacteria with the formation of low molecular weight acids that acidify the colon contents.

INDICATIONS AND USAGE

For the prevention and treatment of portal-systemic encephalopathy, including the stages of hepatic pre-coma and coma.

Controlled studies have shown that lactulose solution therapy reduces the blood ammonia level by 25 to 50%; this is generally paralleled by an improvement in the patients' mental state and by an improvement in EEG patterns. The clinical response has been observed in about 75% of patients, which is at least as satisfactory as that resulting from neomycin therapy. An increase in patients' protein tolerance is also frequently observed with lactulose solution therapy. In the treatment of chronic portal-systemic encephalopathy, lactulose solution has been given for over 2 years in controlled studies.

CONTRAINDICATIONS

Since lactulose solution contains galactose (less than 1.6 g/15 mL), it is contraindicated in patients who require a low galactose diet.

WARNINGS

A theoretical hazard may exist for patients being treated with lactulose solution who may be required to undergo electrocautery procedures during proctoscopy or colonoscopy. Accumulation of H₂ gas in significant concentration in the presence of an electrical spark may result in an explosive reaction. Although this complication has not been reported with lactulose, patients on lactulose therapy undergoing such procedures should have a thorough bowel cleansing with a non-fermentable solution. Insufflation of CO₂ as an additional safeguard may be pursued but is considered to be a redundant measure.

PRECAUTIONS

General: Since lactulose solution contains galactose (less than 1.6 g/15 mL) and lactose (less than 1.2 g/15 mL), it should be used with caution in diabetes. In the overall management of portal-systemic encephalopathy, it should be recognized that there is serious underlying liver disease with complications such as electrolyte disturbance (e.g., hypokalemia) for which other specific therapy may be required.

Infants receiving lactulose may develop hyponatremia and dehydration.

Drug Interactions

There have been conflicting reports about the concomitant use of neomycin and lactulose solution. Theoretically, the elimination of certain colonic bacteria by neomycin and possibly other anti-infective agents may interfere with the desired degradation of lactulose and thus prevent the acidification of colonic contents. Thus the status of the lactulose-treated patient should be closely monitored in the event of concomitant oral anti-infective therapy.

Results of preliminary studies in humans and rats suggest that nonabsorbable antacids given concurrently with lactulose may inhibit the desired lactulose-induced drop in colonic pH. Therefore, a possible lack of desired effect of treatment should be taken into consideration before such drugs are given concomitantly with lactulose.

Other laxatives should not be used, especially during the initial phase of therapy for portal-systemic encephalopathy, because the loose stools resulting from their use may falsely suggest that adequate lactulose dosage has been achieved.

Carcinogenesis, Mutagenesis, and Impairment of Fertility

There are no known human data on long-term potential for carcinogenicity, mutagenicity, or impairment of fertility. There are no known animal data on long-term potential for mutagenicity. Administration of lactulose solution in the diet of mice for 18 months in concentrations of 3 and 10 percent (v/w) did not produce any evidence of carcinogenicity.

In studies of mice, rats, and rabbits, doses of lactulose solution up to 6 or 12 mL/kg/day produced no deleterious effects in breeding, conception, or parturition.

Pregnancy: *Teratogenic Effects; Pregnancy Category B.*

Reproduction studies have been performed in mice, rats, and rabbits at doses up to 2 or 4 times the usual human oral dose and have revealed no evidence of impaired fertility or harm to the fetus due to lactulose. There are, however, no adequate and well-controlled studies in pregnant women. Because animal reproduction studies are not always predictive of human response, this drug should be used during pregnancy only if clearly needed.

Nursing Mothers

It is not known whether this drug is excreted in human milk. Because many drugs are excreted in human milk, caution should be exercised when lactulose is administered to a nursing woman.

Pediatric Use

Very little information on the use of lactulose in pediatric patients has been recorded (see DOSAGE AND ADMINISTRATION).

ADVERSE REACTIONS

Precise frequency data are not available. Lactulose may produce gaseous distention with flatulence or belching and abdominal discomfort such as cramping in about 20% of patients. Excessive dosage can lead to diarrhea with potential complications such as loss of fluids, hypokalemia, and hypernatremia. Nausea and vomiting have been reported.

OVERDOSAGE

Signs and Symptoms: There have been no reports of accidental overdosage. In the event of overdosage, it is expected that diarrhea and abdominal cramps would be the major symptoms. Medication should be terminated.

Oral LD₅₀: The acute oral LD₅₀ of the drug is 48.8 mL/kg in mice and greater than 30 mL/kg in rats.

Dialysis: Dialysis data are not available for lactulose. Its molecular similarity to sucrose, however, would suggest that it should be dialyzable.

DOSAGE AND ADMINISTRATION

Oral

Adult: The usual adult oral dosage is 2 to 3 tablespoonfuls (30 to 45 mL, containing 20 g to 30 g of lactulose) three or four times daily. The dosage may be adjusted every day or two to produce 2 or 3 soft stools daily.

Hourly doses of 30 to 45 mL of lactulose may be used to induce the rapid laxation indicated in the initial phase of the therapy of portal-systemic encephalopathy. When the laxative effect has been achieved, the dose of lactulose may then be reduced to the recommended daily dose. Improvement in the patient's condition may occur within 24 hours but may not begin before 48 hours or even later. Continuous long-term therapy is indicated to lessen the severity and prevent the recurrence of portal-systemic encephalopathy. The dose of lactulose for this purpose is the same as the recommended daily dose.

Pediatric: Very little information on the use of lactulose in young children and adolescents has been recorded. As with adults, the subjective goal in proper treatment is to produce 2 to 3 soft stools daily. On the basis of information available, the recommended initial daily oral dose in infants is 2.5 to 10 mL in divided doses. For older children and adolescents, the total daily dose is 40 to 90 mL. If the initial dose causes diarrhea, the dose should be reduced immediately. If diarrhea persists, lactulose should be discontinued.

Rectal

When the adult patient is in the impending coma or coma stage of portal-systemic encephalopathy and the danger of aspiration exists, or when the necessary endoscopic or intubation procedures physically interfere with the administration of the recommended oral doses, lactulose solution may be given as a retention enema via a rectal balloon catheter. Cleansing enemas containing soap suds or other alkaline agents should not be used.

Three hundred mL of lactulose should be mixed with 700 mL of water or physiologic saline and retained for 30 to 60 minutes. Lactulose enema may be repeated every 4 to 6 hours. If this lactulose enema is inadvertently evacuated too promptly, it may be repeated immediately.

The goal of treatment is reversal of the coma stage in order that the patient may be able

to take oral medication. Reversal of coma may take place within 2 hours of the first enema in some patients. Lactulose given orally in the recommended doses, should be started before lactulose by enema is stopped entirely.

HOW SUPPLIED

Lactulose Solution, USP, 10 g/15 mL is a clear, yellow to golden-yellow solution supplied in 1-pint (473 ml) amber plastic bottle and white plastic bottle with child-resistant closures, 4-ounce (118 ml) amber plastic bottle and white plastic bottle with child-resistant closures, 8-ounce (236 ml) amber plastic bottle and white plastic bottle with child-resistant closures, 32-ounce (946 ml) white plastic bottle with foam-lined closure, 64-ounce (1893 ml) white plastic bottle with foam-lined closure, 15 ml and 35 ml unit-dose cups.

Lactulose solution contains: 667 mg lactulose/mL (10 g/15 mL).

Store at 20-25°C (68-77°F) [See USP Controlled Room Temperature]. Do not freeze. Keep tightly closed.

Under recommended storage conditions, a normal darkening of color may occur. Such darkening is characteristic of sugar solutions and does not affect therapeutic action.

Prolonged exposure to temperatures above 86°F (30°C) or to direct light may cause extreme darkening and turbidity which may be pharmaceutically objectionable. If this condition develops, do not use.

Prolonged exposure to freezing temperatures may cause change to a semisolid, too viscous to pour. Viscosity will return to normal upon warming to room temperature.

Dispense in a tight, light-resistant container as defined in the USP, with a child-resistant closure.

Manufactured by: Bajaj Medical, 415 W Pershing Rd., Chicago, IL 60609 USA

LACTULOSE SOLUTION, USP 10 g/15 mL

FOR ORAL OR RECTAL ADMINISTRATION

INDICATION AND DOSAGE: For the prevention and treatment of portal-systemic encephalopathy. See Prescribing Information for full details.

EACH 15 mL (ONE UNIT DOSE OR ONE TABLESPOONFUL) CONTAINS: 10 g lactulose (and less than 1.6 g galactose, less than 1.2 g lactose, and 0.1 g or less of fructose). Also contains colors (including D&C Yellow No. 10, FD & C Yellow No. 6) and purified water. The pH range is between 2.5 and 6.5.

Some patients have found that lactulose solution may be more acceptable when mixed with fruit juice, water, or milk.

Product may darken slightly but therapeutic action is not affected. Do not use if extreme darkening or turbidity occurs.

PHARMACIST: Dispense in a tight, light-resistant container as defined in the USP, with child-resistant closure.

Store at 20-25°C (68-77°F) [See USP Controlled Room Temperature]. Do not freeze. Keep tightly closed.

Manufactured by:
Bajaj Medical

415 W Pershing Rd.
Chicago, IL 60609 USA

NDC 61037-471-05

100 Unit Dose Cups

(Each Cup Delivers 15 mL)

Rx Only

NDC 61037-471-05
LACTULOSE SOLUTION, USP
10 g/15 mL


Rx Only
100 Unit Dose Cups
(Each Cup Delivers 15 mL)

FOR ORAL OR RECTAL ADMINISTRATION
INDICATIONS AND DOSAGE: For the prevention and treatment of portal-systemic encephalopathy. See Prescribing Information for full details.
EACH 15 mL (ONE UNIT DOSE) CONTAINS: 10 g lactulose (and less than 1.6 g galactose, less than 1.2 g lactose, and 0.1 g or less of fructose). Also contains colors (including D&C Yellow No. 10, FD & C Yellow No. 6) and purified water. The pH range is between 2.5 and 6.5.
Some patients have found that lactulose solution may be more acceptable when mixed with fruit juice, water, or milk.
Product may darken slightly but therapeutic action is not affected. Do not use if extreme darkening or turbidity occurs.
PHARMACIST: Dispense in a tight, light-resistant container as defined in the USP, with child-resistant closure.
Store at 20-25°C (68-77°F) [See USP Controlled Room Temperature]. Do not freeze. Keep tightly closed.

Manufactured by:
Bajaj Medical
415 W Pershing Rd.
Chicago, IL 60609 USA

100 Unit Dose Cups
(Each Cup Delivers 15 mL)
Rx Only

*Datalase
Imprint
Area*



NDC 61037-471-05
LACTULOSE SOLUTION, USP
10 g/15 mL


Rx Only
100 Unit Dose Cups
(Each Cup Delivers 15 mL)

FOR ORAL OR RECTAL ADMINISTRATION
INDICATIONS AND DOSAGE: For the prevention and treatment of portal-systemic encephalopathy. See Prescribing Information for full details.
EACH 15 mL (ONE UNIT DOSE) CONTAINS: 10 g lactulose (and less than 1.6 g galactose, less than 1.2 g lactose, and 0.1 g or less of fructose). Also contains colors (including D&C Yellow No. 10, FD & C Yellow No. 6) and purified water. The pH range is between 2.5 and 6.5.
Some patients have found that lactulose solution may be more acceptable when mixed with fruit juice, water, or milk.
Product may darken slightly but therapeutic action is not affected. Do not use if extreme darkening or turbidity occurs.
PHARMACIST: Dispense in a tight, light-resistant container as defined in the USP, with child-resistant closure.
Store at 20-25°C (68-77°F) [See USP Controlled Room Temperature]. Do not freeze. Keep tightly closed.

Manufactured by:
Bajaj Medical
415 W Pershing Rd.
Chicago, IL 60609 USA

100 Unit Dose Cups
(Each Cup Delivers 15 mL)
Rx Only

*Datalase
Imprint
Area*



▶ Lift here for full Prescribing Information

PRESCRIBING INFORMATION

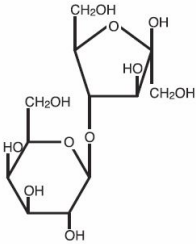
Rx Only
Lactulose Solution USP
10 g/15 mL

FOR ORAL OR RECTAL ADMINISTRATION FOR THE PREVENTION AND TREATMENT OF PORTAL-SYSTEMIC ENCEPHALOPATHY

DESCRIPTION: Lactulose is a synthetic disaccharide in solution form for oral or rectal administration. Each 15 mL of Lactulose Solution USP contains 10 g lactulose (and less than 1.6 g galactose, less than 1.2 g lactose, and 0.1 g or less of fructose). It also contains D&C Yellow No. 10, FD & C Yellow No. 6 and Purified Water.

Lactulose is a colonic acidifier for treatment and prevention of portal-systemic encephalopathy.

The chemical name for lactulose is 4-O-β-D-galactopyranosyl-D-fructofuranose. It has the following structural formula:



The molecular weight is 342.30. It is freely soluble in water.

CLINICAL PHARMACOLOGY: Lactulose causes a decrease in blood ammonia concentration and reduces the degree of portal-systemic encephalopathy. These actions are considered to be results of the following:

- Bacterial degradation of lactulose in the colon acidifies the colonic contents.
- This acidification of colonic contents results in the retention of ammonia in the colon as the ammonium ion. Since the colonic contents are then more acid than the blood, ammonia can be expected to migrate from the blood into the colon to form the ammonium ion.
- The acid colonic contents convert NH₃ to the ammonium ion (NH₄⁺); trapping it and preventing its absorption.

• The laxative action of the metabolites of lactulose then expels the trapped ammonium ion from the colon.

Experimental data indicate that lactulose is poorly absorbed. Lactulose given orally to man and experimental animals resulted in only small amounts reaching the blood. Urinary excretion has been determined to be 3% or less and is essentially complete within 24 hours.

When incubated with extracts of human small intestinal mucosa, lactulose was not hydrolyzed during a 24-hour period and did not inhibit the activity of these extracts on lactose. Lactulose reaches the colon essentially unchanged. There it is metabolized by bacteria with the formation of low molecular weight acids that acidify the colon contents.

INDICATIONS AND USAGE: For the prevention and treatment of portal-systemic encephalopathy, including the stages of hepatic pre-coma and coma. Controlled studies have shown that lactulose solution therapy reduces the blood ammonia level by 25 to 50%; this is generally paralleled by an improvement in the patients' mental state and by an improvement in EEG patterns. The clinical response has been observed in about 75% of patients, which is at least as satisfactory as that resulting from neomycin therapy. An increase in patients' protein tolerance is also frequently observed with lactulose solution therapy. In the treatment of chronic portal-systemic encephalopathy, lactulose solution has been given for over 2 years in controlled studies.

CONTRAINDICATIONS: Since lactulose solution contains galactose (less than 1.6 g/15 mL), it is contraindicated in patients who require a low galactose diet.

WARNINGS: A theoretical hazard may exist for patients being treated with lactulose solution who may be required to undergo electrocautery procedures during proctoscopy or colonoscopy. Accumulation of H₂ gas in significant concentration in the presence of an electrical spark may result in an explosive reaction. Although this complication has not been reported with lactulose, patients on lactulose therapy undergoing such procedures should have a thorough bowel cleansing with a non-fermentable solution. Insufflation of CO₂ as an additional safeguard may be pursued but is considered to be a redundant measure.

PRECAUTIONS
General: Since lactulose solution contains galactose (less than 1.6 g/15 mL) and lactose (less than 1.2 g/15 mL), it should be used with caution in diabetics.

In the overall management of portal-systemic encephalopathy, it should be recognized that there is serious underlying liver disease with complications such as electrolyte disturbance (e.g., hypokalemia) for which other specific therapy may be required.

Infants receiving lactulose may develop hyponatremia and dehydration.

Drug Interactions: There have been conflicting reports about the concomitant use of neomycin and lactulose solution. Theoretically, the elimination of certain colonic bacteria by neomycin and possibly other anti-infective agents may interfere with the desired degradation of lactulose and thus prevent the acidification of colonic contents. Thus the status of the lactulose-treated patient should be closely monitored in the event of concomitant oral anti-infective therapy.

Results of preliminary studies in humans and rats suggest that nonabsorbable antacids given concurrently with lactulose may inhibit the desired lactulose-induced drop in colonic pH. Therefore, a possible lack of desired effect of treatment should be taken into consideration before such drugs are given concomitantly with lactulose.

Other laxatives should not be used, especially during the initial phase of therapy for portal-systemic encephalopathy, because the loose stools resulting from their use may falsely suggest that adequate lactulose dosage has been achieved.

Carcinogenesis, Mutagenesis, and Impairment of Fertility: There are no known human data on long-term potential for carcinogenicity, mutagenicity, or impairment of fertility. There are no known animal data on long-term potential for mutagenicity. Administration of lactulose solution in the diet of mice for 18 months in concentrations of 3 and 10 percent (v/w) did not produce any evidence of carcinogenicity.

In studies of mice, rats, and rabbits, doses of lactulose solution up to 6 or 12 mL/kg/day produced no deleterious effects in breeding, conception, or parturition.

Pregnancy: Teratogenic Effects; Pregnancy Category B. Reproduction studies have been performed in mice, rats, and rabbits at doses up to 2 or 4 times the usual human oral dose and have revealed no evidence of impaired fertility or harm to the fetus due to lactulose. There are, however, no adequate and well-controlled studies in pregnant women. Because animal reproduction studies are not always predictive of human response, this drug should be used during pregnancy only if clearly needed.

Nursing Mothers: It is not known whether this drug is excreted in human milk. Because many drugs are excreted in human milk, caution should be exercised when lactulose is administered to a nursing woman.


<p>Pediatric Use: Very little information on the use of lactulose in pediatric patients has been recorded (see DOSAGE AND ADMINISTRATION).</p> <p>ADVERSE REACTIONS: Precise frequency data are not available. Lactulose may produce gaseous distention with flatulence or belching and abdominal discomfort such as cramping in about 20% of patients. Excessive dosage can lead to diarrhea with potential complications such as loss of fluids, hypokalemia, and hypernatremia. Nausea and vomiting have been reported.</p> <p>OVERDOSAGE Signs and Symptoms: There have been no reports of accidental overdose. In the event of overdose, it is expected that diarrhea and abdominal cramps would be the major symptoms. Medication should be terminated. Oral LD₅₀: The acute oral LD₅₀ of the drug is 48.8 mL/kg in mice and greater than 30 mL/kg in rats. Dialysis: Dialysis data are not available for lactulose. Its molecular similarity to sucrose, however, would suggest that it should be dialyzable.</p> <p>DOSAGE AND ADMINISTRATION Oral Adult: The usual adult oral dosage is 2 to 3 tablespoons (30 to 45 mL, containing 20 g to 30 g of lactulose) three or four times daily. The dosage may be adjusted every day or two to produce 2 or 3 soft stools daily. Hourly doses of 30 to 45 mL of lactulose may be used to induce the rapid laxation indicated in the initial phase of the therapy of portal-systemic encephalopathy. When the laxative effect has been achieved, the dose of lactulose may then be reduced to the recommended daily dose. Improvement in the patient's condition may occur within 24 hours but may not begin before 48 hours or even later. Continuous long-term therapy is indicated to lessen the severity and prevent the recurrence of portal-systemic encephalopathy. The dose of lactulose for this purpose is the same as the recommended daily dose. Pediatric: Very little information on the use of lactulose in young children and adolescents has been recorded. As with adults, the subjective goal in proper treatment is to produce 2 to 3 soft stools daily. On the basis of information available, the recommended initial daily oral dose in infants is 2.5 to 10 mL in divided doses. For older children and adolescents, the total daily dose is 40 to 90 mL. If the initial dose causes diarrhea, the dose should be reduced immediately. If</p>	<p>diarrhea persists, lactulose should be discontinued.</p> <p>Rectal When the adult patient is in the impending coma or coma stage of portal-systemic encephalopathy and the danger of aspiration exists, or when the necessary endoscopic or intubation procedures physically interfere with the administration of the recommended oral doses, lactulose solution may be given as a retention enema via a rectal balloon catheter. Cleansing enemas containing soap suds or other alkaline agents should not be used.</p> <p>Three hundred mL of lactulose should be mixed with 700 mL of water or physiologic saline and retained for 30 to 60 minutes. Lactulose enema may be repeated every 4 to 6 hours. If this lactulose enema is inadvertently evacuated too promptly, it may be repeated immediately.</p> <p>The goal of treatment is reversal of the coma stage in order that the patient may be able to take oral medication. Reversal of coma may take place within 2 hours of the first enema in some patients. Lactulose given orally in the recommended doses, should be started before lactulose by enema is stopped entirely.</p> <p>HOW SUPPLIED: Lactulose Solution, USP, 10 g/15 mL is a clear, yellow to golden-yellow solution supplied in 1-pint (473 mL) amber plastic bottle and white plastic bottle with child-resistant closures, 4-ounce (118 mL) amber plastic bottle and white plastic bottle with child-resistant closures, 32-ounce (946 mL) white plastic bottle with foam-lined closure, 64-ounce (1893 mL) white plastic bottle with foam-lined closure, 15 mL and 35 mL unit-dose cups. Lactulose solution contains: 667 mg lactulose/mL (10 g/15 mL). Store at 20-25°C (68-77°F) [See USP Controlled Room Temperature]. Do not freeze. Keep tightly closed. Under recommended storage conditions, a normal darkening of color may occur. Such darkening is characteristic of sugar solutions and does not affect therapeutic action. Prolonged exposure to temperatures above 86°F (30°C) or to direct light may cause extreme darkening and turbidity which may be pharmaceutically objectionable. If this condition develops, do not use. Prolonged exposure to freezing temperatures may cause change to a semisolid, too viscous to pour. Viscosity will return to normal upon warming to room temperature. Dispense in a tight, light-resistant container as defined in the USP, with a child-resistant closure. Manufactured by: Bajaj Medical, 415 W Pershing Rd., Chicago, IL 60609 USA</p>	<p>NDC 61037-471-05</p> <p>LACTULOSE SOLUTION, USP 10 g/15 mL</p> <p>FOR ORAL OR RECTAL ADMINISTRATION INDICATIONS AND DOSAGE: For the prevention and treatment of portal-systemic encephalopathy. See Prescribing Information for full details. EACH 15 mL (ONE UNIT DOSE) CONTAINS: 10 g lactulose (and less than 1.6 g galactose, less than 1.2 g lactose, and 0.1 g or less of fructose). Also contains colors (including D&C Yellow No. 10, FD & C Yellow No. 6) and purified water. The pH range is between 2.5 and 6.5. Some patients have found that lactulose solution may be more acceptable when mixed with fruit juice, water, or milk. Product may darken slightly but therapeutic action is not affected. Do not use if extreme darkening or turbidity occurs. PHARMACIST: Dispense in a tight, light-resistant container as defined in the USP, with child-resistant closure. Store at 20-25°C (68-77°F) [See USP Controlled Room Temperature]. Do not freeze. Keep tightly closed.</p> <p>Manufactured by: Bajaj Medical 415 W Pershing Rd. Chicago, IL 60609 USA</p> <p>100 Unit Dose Cups (Each Cup Delivers 15 mL) Rx Only</p> <p><small>▶ Lift here for full Prescribing Information</small></p>
--	--	--


NDC 61037-471-14

100 Cups

(Each Cup Delivers 30 mL)

Rx Only

<p>NDC 61037-471-14</p> <p>LACTULOSE SOLUTION, USP 10 g/15 mL</p> <p>FOR ORAL OR RECTAL ADMINISTRATION INDICATIONS AND DOSAGE: For the prevention and treatment of portal-systemic encephalopathy. See Prescribing Information for full details. EACH 15 mL (ONE TABLESPOONFUL) CONTAINS: 10 g lactulose (and less than 1.6 g galactose, less than 1.2 g lactose, and 0.1 g or less of fructose). Also contains colors (including D&C Yellow No. 10, FD & C Yellow No. 6) and purified water. The pH range is between 2.5 and 6.5. Some patients have found that lactulose solution may be more acceptable when mixed with fruit juice, water, or milk. Product may darken slightly but therapeutic action is not affected. Do not use if extreme darkening or turbidity occurs. PHARMACIST: Dispense in a tight, light-resistant container as defined in the USP, with child-resistant closure. Store at 20-25°C (68-77°F) [See USP Controlled Room Temperature]. Do not freeze. Keep tightly closed.</p> <p>Manufactured by: Bajaj Medical 415 W Pershing Rd. Chicago, IL 60609 USA</p> <p>100 Cups (Each Cup Delivers 30 mL) Rx Only</p>	<p>Rx Only 100 Cups (Each Cup Delivers 30 mL)</p>  <p><i>Datalase Imprint Area</i></p>
---	--

<p>NDC 61037-471-14</p> <p>LACTULOSE SOLUTION, USP 10 g/15 mL</p> <p>FOR ORAL OR RECTAL ADMINISTRATION INDICATIONS AND DOSAGE: For the prevention and treatment of portal-systemic encephalopathy. See Prescribing Information for full details. EACH 15 mL (ONE TABLESPOONFUL) CONTAINS: 10 g lactulose (and less than 1.6 g galactose, less than 1.2 g lactose, and 0.1 g or less of fructose). Also contains colors (including D&C Yellow No. 10, FD & C Yellow No. 6) and purified water. The pH range is between 2.5 and 6.5. Some patients have found that lactulose solution may be more acceptable when mixed with fruit juice, water, or milk. Product may darken slightly but therapeutic action is not affected. Do not use if extreme darkening or turbidity occurs. PHARMACIST: Dispense in a tight, light-resistant container as defined in the USP, with child-resistant closure. Store at 20-25°C (68-77°F) [See USP Controlled Room Temperature]. Do not freeze. Keep tightly closed.</p> <p>Manufactured by: Bajaj Medical 415 W Pershing Rd. Chicago, IL 60609 USA</p> <p>100 Cups (Each Cup Delivers 30 mL) Rx Only</p> <p><small>▶ Lift here for full Prescribing Information</small></p>	<p>Rx Only 100 Cups (Each Cup Delivers 30 mL)</p>  <p><i>Datalase Imprint Area</i></p>
--	--

PREScribing INFORMATION

Rx Only

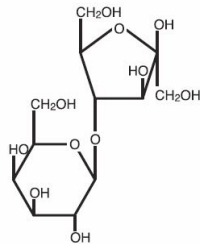
Lactulose Solution USP
10 g/15 mL

FOR ORAL OR RECTAL ADMINISTRATION FOR THE PREVENTION AND TREATMENT OF PORTAL-SYSTEMIC ENCEPHALOPATHY

DESCRIPTION: Lactulose is a synthetic disaccharide in solution form for oral or rectal administration. Each 15 mL of Lactulose Solution USP contains 10 g lactulose (and less than 1.6 g galactose, less than 1.2 g fructose, and 0.1 g or less of fructose). It also contains D&C Yellow No. 10, FD & C Yellow No. 6 and Purified Water.

Lactulose is a colonic acidifier for treatment and prevention of portal-systemic encephalopathy.

The chemical name for lactulose is 4-O-β-D-galactopyranosyl-D-fructofuranose. It has the following structural formula:



The molecular weight is 342.30. It is freely soluble in water.

CLINICAL PHARMACOLOGY: Lactulose causes a decrease in blood ammonia concentration and reduces the degree of portal-systemic encephalopathy. These actions are considered to be results of the following:

- Bacterial degradation of lactulose in the colon acidifies the colonic contents.
- This acidification of colonic contents results in the retention of ammonia in the colon as the ammonium ion. Since the colonic contents are then more acidic than the blood, ammonia can be expected to migrate from the blood into the colon to form the ammonium ion.
- The acid colonic contents convert NH_3 to the ammonium ion $[\text{NH}_4]^+$, trapping it and preventing its absorption.

- The laxative action of the metabolites of lactulose then expels the trapped ammonium ion from the colon.

Experimental data indicate that lactulose is poorly absorbed. Lactulose given orally to man and experimental animals resulted in only small amounts reaching the blood. Urinary excretion has been determined to be 3% or less and is essentially complete within 24 hours.

When incubated with extracts of human small intestinal mucosa, lactulose was not hydrolyzed during a 24-hour period and did not inhibit the activity of these extracts on lactose. Lactulose reaches the colon essentially unchanged. There it is metabolized by bacteria with the formation of low molecular weight acids that acidify the colon contents.

INDICATIONS AND USAGE: For the prevention and treatment of portal-systemic encephalopathy, including the stages of hepatic pre-coma and coma. Controlled studies have shown that lactulose solution therapy reduces the blood ammonia level by 25 to 50%; this is generally paralleled by an improvement in the patients' mental state and by an improvement in EEG patterns. The clinical response has been observed in about 75% of patients, which is at least as satisfactory as that resulting from neomycin therapy. An increase in patients' protein tolerance is also frequently observed with lactulose solution therapy. In the treatment of chronic portal-systemic encephalopathy, lactulose solution has been given for over 2 years in controlled studies.

CONTRAINDICATIONS: Since lactulose solution contains galactose (less than 1.6 g/15 mL), it is contraindicated in patients who require a low lactulose diet.

WARNINGS: A theoretical hazard may exist for patients being treated with lactulose solution who may be required to undergo electrocautery procedures during proctoscopy or colonoscopy. Accumulation of H_2 gas in significant concentration in the presence of an electrical spark may result in an explosive reaction. Although this complication has not been reported with lactulose, patients on lactulose therapy undergoing such procedures should have a thorough bowel cleansing with a non-fermentable solution. Insufflation of CO_2 as an additional safeguard may be pursued but is considered to be a redundant measure.

PRECAUTIONS

General: Since lactulose solution contains galactose (less than 1.6 g/15 mL) and lactose (less than 1.2 g/15 mL), it should be used with caution in diabetes.

In the overall management of portal-systemic encephalopathy, it should be recognized that there is serious underlying liver disease with complications such as electrolyte disturbance (e.g., hypokalemia) for which other specific therapy may be required.

Infants receiving lactulose may develop hyponatremia and dehydration.

Drug Interactions: There have been conflicting reports about the concomitant use of neomycin and lactulose solution. Theoretically, the elimination of certain colonic bacteria by neomycin and possibly other anti-infective agents may interfere with the desired degradation of lactulose and thus prevent the acidification of colonic contents. Thus the status of the lactulose-treated patient should be closely monitored in the event of concomitant oral anti-infective therapy.

Results of preliminary studies in humans and rats suggest that nonabsorbable antacids given concurrently with lactulose may inhibit the desired lactulose-induced drop in colonic pH. Therefore, a possible lack of desired effect of treatment should be taken into consideration before such drugs are given concomitantly with lactulose.

Other laxatives should not be used, especially during the initial phase of therapy for portal-systemic encephalopathy, because the loose stools resulting from their use may falsely suggest that adequate lactulose dosage has been achieved.

Carcinogenesis, Mutagenesis, and Impairment of Fertility: There are no known human data on long-term potential for carcinogenicity, mutagenicity, or impairment of fertility. There are no known animal data on long-term potential for mutagenicity. Administration of lactulose solution in the diet of mice for 18 months in concentrations of 3 and 10 percent (w/w) did not produce any evidence of carcinogenicity.

In studies of mice, rats, and rabbits, doses of lactulose solution up to 6 or 12 mL/kg/day produced no deleterious effects in breeding, conception, or parturition.

Pregnancy: Teratogenic Effects; Pregnancy Category B. Reproduction studies have been performed in mice, rats, and rabbits at doses up to 2 or 4 times the usual human oral dose and have revealed no evidence of impaired fertility or harm to the fetus due to lactulose. There are, however, no adequate and well-controlled studies in pregnant women. Because animal reproduction studies are not always predictive of human response, this drug should be used during pregnancy only if clearly needed.

Nursing Mothers: It is not known whether this drug is excreted in human milk. Because many drugs are excreted in human milk, caution should be exercised when lactulose is administered to a nursing woman.

Pediatric Use: Very little information on the use of lactulose in pediatric patients has been recorded (see DOSAGE AND ADMINISTRATION).

ADVERSE REACTIONS: Precise frequency data are not available. Lactulose may produce gaseous distention with flatulence or belching and abdominal discomfort such as cramping in about 20% of patients. Excessive dosage can lead to diarrhea with potential complications such as loss of fluids, hypokalemia, and hypernatremia. Nausea and vomiting have been reported.

OVERDOSAGE

Signs and Symptoms: There have been no reports of accidental overdose. In the event of overdose, it is expected that diarrhea and abdominal cramps would be the major symptoms. Medication should be terminated.

Oral LD₅₀: The acute oral LD₅₀ of the drug is 48.8 mL/kg in mice and greater than 30 mL/kg in rats.

Dialysis: Dialysis data are not available for lactulose. Its molecular similarity to sucrose, however, would suggest that it should be dialyzable.

DOSAGE AND ADMINISTRATION

Oral

Adult: The usual adult oral dosage is 2 to 3 tablespoons (30 to 45 mL, containing 20 g to 30 g of lactulose) three or four times daily. The dosage may be adjusted every day or two to produce 2 or 3 soft stools daily. Hourly doses of 30 to 45 mL of lactulose may be used to induce the rapid laxation indicated in the initial phase of the therapy of portal-systemic encephalopathy. When the laxative effect has been achieved, the dose of lactulose may then be reduced to the recommended daily dose. Improvement in the patient's condition may occur within 24 hours but may not begin before 48 hours or even later. Continuous long-term therapy is indicated to lessen the severity and prevent the recurrence of portal-systemic encephalopathy. The dose of lactulose for this purpose is the same as the recommended daily dose.

Pediatric: Very little information on the use of lactulose in young children and adolescents has been recorded. As with adults, the subjective goal in proper treatment is to produce 2 to 3 soft stools daily. On the basis of information available, the recommended initial daily oral dose in infants is 2.5 to 10 mL in divided doses. For older children and adolescents, the total daily dose is 40 to 90 mL. If the initial dose causes diarrhea, the dose should be reduced immediately. If

diarrhea persists, lactulose should be discontinued.

Rectal

When the adult patient is in the impending coma or coma stage of portal-systemic encephalopathy and the danger of aspiration exists, or when the necessary endoscopic or intubation procedures physically interfere with the administration of the recommended oral doses, lactulose solution may be given as a retention enema via a rectal balloon catheter. Cleansing enemas containing soap suds or other alkaline agents should not be used.

Three hundred mL of lactulose should be mixed with 700 mL of water or physiologic saline and retained for 30 to 60 minutes. Lactulose enema may be repeated every 4 to 6 hours. If this lactulose enema is inadvertently evacuated too promptly, it may be repeated immediately.

The goal of treatment is reversal of the coma stage in order that the patient may be able to take oral medication. Reversal of coma may take place within 2 hours of the first enema in some patients. Lactulose given orally in the recommended doses, should be started before lactulose by enema is stopped entirely.

HOW SUPPLIED: Lactulose Solution, USP, 10 g/15 mL is a clear, yellow to golden-yellow solution supplied in 1-pint (473 mL) amber plastic bottle and white plastic bottle with child-resistant closures, 4-ounce (118 mL) amber plastic bottle and white plastic bottle with child-resistant closures, 8-ounce (236 mL) amber plastic bottle and white plastic bottle with child-resistant closures, 32-ounce (946 mL) white plastic bottle with foam-lined closure, 64-ounce (1893 mL) white plastic bottle with foam-lined closure, 15 mL and 35 mL unit-dose cups.

Lactulose solution contains: 667 mg lactulose/mL (10 g/15 mL).

Store at 20-25°C (68-77°F) [See USP Controlled Room Temperature]. Do not freeze. Keep tightly closed.

Under recommended storage conditions, a normal darkening of color may occur. Such darkening is characteristic of sugar solutions and does not affect therapeutic action. Prolonged exposure to temperatures above 86°F (30°C) or to direct light may cause extreme darkening and turbidity which may be pharmaceutically objectionable. If this condition develops, do not use.

Prolonged exposure to freezing temperatures may cause change to a semisolid, too viscous to pour. Viscosity will return to normal upon warming to room temperature. Dispense in a tight, light-resistant container as defined in the USP, with a child-resistant closure.

Manufactured by: Bajaj Medical, 415 W Pershing Rd., Chicago, IL 60609 USA

NDC 61037-471-14

LACTULOSE SOLUTION, USP 10 g/15 mL

FOR ORAL OR RECTAL ADMINISTRATION

INDICATIONS AND DOSAGE: For the prevention and treatment of portal-systemic encephalopathy. See Prescribing Information for full details.

EACH 15 mL (ONE TABLESPOONFUL) CONTAINS: 10 g lactulose (and less than 1.6 g galactose, less than 1.2 g fructose, and 0.1 g or less of fructose). Also contains colors (including D&C Yellow No. 10, FD & C Yellow No. 6) and purified water. The pH range is between 2.5 and 6.5.

Some patients have found that lactulose solution may be more acceptable when mixed with fruit juice, water, or milk.

Product may darken slightly but therapeutic action is not affected. Do not use if extreme darkening or turbidity occurs.

PHARMACIST: Dispense in a tight, light-resistant container as defined in the USP, with child-resistant closure.

Store at 20-25°C (68-77°F) [See USP Controlled Room Temperature]. Do not freeze. Keep tightly closed.

Manufactured by:
Bajaj Medical
415 W Pershing Rd.
Chicago, IL 60609 USA

100 Cups
(Each Cup Delivers 30 mL)
Rx Only

▶ Lift here for full Prescribing Information

NDC 61037-471-13

4 oz. (118 mL)

Rx Only

NDC 61037-471-13

LACTULOSE SOLUTION, USP
10 g/15 mL



FOR ORAL OR RECTAL ADMINISTRATION

INDICATIONS AND DOSAGE: For the prevention and treatment of portal-systemic encephalopathy. See Prescribing Information for full details.

EACH 15 mL (ONE TABLESPOONFUL) CONTAINS: 10 g lactulose (and less than 1.6 g galactose, less than 1.2 g fructose, and 0.1 g or less of fructose). Also contains colors (including D&C Yellow No. 10, FD & C Yellow No. 6) and purified water. The pH range is between 2.5 and 6.5. Some patients have found that lactulose solution may be more acceptable when mixed with fruit juice, water, or milk. Product may darken slightly but therapeutic action is not affected. Do not use if extreme darkening or turbidity occurs.

PHARMACIST: Dispense in a tight, light-resistant container as defined in the USP, with child-resistant closure.

Store at 20-25°C (68-77°F) [See USP Controlled Room Temperature]. Do not freeze.

Keep tightly closed.

Rx Only 4 oz. (118 mL)

Manufactured by: Bajaj Medical, 415 W Pershing Rd.
Chicago, IL 60609 USA

Datalase
Imprint
Area

NDC 61037-471-13

LACTULOSE SOLUTION, USP
10 g/15 mL



FOR ORAL OR RECTAL ADMINISTRATION

INDICATIONS AND DOSAGE: For the prevention and treatment of portal-systemic encephalopathy. See Prescribing Information for full details.

EACH 15 mL (ONE TABLESPOONFUL) CONTAINS: 10 g lactulose (and less than 1.6 g galactose, less than 1.2 g fructose, and 0.1 g or less of fructose). Also contains colors (including D&C Yellow No. 10, FD & C Yellow No. 6) and purified water. The pH range is between 2.5 and 6.5. Some patients have found that lactulose solution may be more acceptable when mixed with fruit juice, water, or milk. Product may darken slightly but therapeutic action is not affected. Do not use if extreme darkening or turbidity occurs.

PHARMACIST: Dispense in a tight, light-resistant container as defined in the USP, with child-resistant closure.

Store at 20-25°C (68-77°F) [See USP Controlled Room Temperature]. Do not freeze.

Keep tightly closed.

Rx Only 4 oz. (118 mL)

Manufactured by: Bajaj Medical, 415 W Pershing Rd.
Chicago, IL 60609 USA

Datalase
Imprint
Area

PREScribing INFORMATION

Rx Only

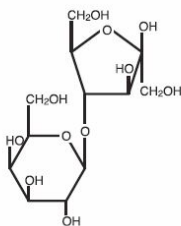
Lactulose Solution USP 10 g/15 mL

FOR ORAL OR RECTAL ADMINISTRATION FOR THE PREVENTION AND TREATMENT OF PORTAL-SYSTEMIC ENCEPHALOPATHY

DESCRIPTION: Lactulose is a synthetic disaccharide in solution form for oral or rectal administration. Each 15 mL of Lactulose Solution USP contains 10 g lactulose (and less than 1.6 g galactose, less than 1.2 g lactose, and 0.1 g or less of fructose). It also contains D&C Yellow No. 10, FD & C Yellow No. 6 and Purified Water.

Lactulose is a colonic acidifier for treatment and prevention of portal-systemic encephalopathy.

The chemical name for lactulose is 4-O-β-D-galactopyranos-D-fructofuranose. It has the following structural formula:



The molecular weight is 342.30. It is freely soluble in water.

CLINICAL PHARMACOLOGY:

Lactulose causes a decrease in blood ammonia concentration and reduces the degree of portal-systemic encephalopathy. These actions are considered to be results of the following:

- Bacterial degradation of lactulose in the colon acidifies the colonic contents.
- This acidification of colonic contents results in the retention of ammonia in the colon as the ammonium ion. Since the colonic contents are then more acid than the blood, ammonia can be expected to migrate from the blood into the colon to form the ammonium ion.
- The acid colonic contents convert NH_3 to the ammonium ion $[\text{NH}_4]^+$, trapping it and preventing its absorption.

- The laxative action of the metabolites of lactulose then expels the trapped ammonium ion from the colon.

Experimental data indicate that lactulose is poorly absorbed. Lactulose given orally to man and experimental animals resulted in only small amounts reaching the blood. Urinary excretion has been determined to be 3% or less and is essentially complete within 24 hours.

When incubated with extracts of human small intestinal mucosa, lactulose was not hydrolyzed during a 24-hour period and did not inhibit the activity of these extracts on lactose. Lactulose reaches the colon essentially unchanged. There it is metabolized by bacteria with the formation of low molecular weight acids that acidify the colon contents.

INDICATIONS AND USAGE: For the prevention and treatment of portal-systemic encephalopathy, including the stages of hepatic pre-coma and coma.

Controlled studies have shown that lactulose solution therapy reduces the blood ammonia level by 25 to 50%; this is generally paralleled by an improvement in the patients' mental state and by an improvement in EEG patterns. The clinical response has been observed in about 75% of patients, which is at least as satisfactory as that resulting from neomycin

therapy. An increase in patients' protein tolerance is also frequently observed with lactulose solution therapy. In the treatment of chronic portal-systemic encephalopathy, lactulose solution has been given for over 2 years in controlled studies.

CONTRAINDICATIONS: Since lactulose solution contains galactose (less than 1.6 g/15 mL), it is contraindicated in patients who require a low galactose diet.

WARNINGS: A theoretical hazard may exist for patients being treated with lactulose solution who may be required to undergo electrocautery procedures during protoscopy or colonoscopy. Accumulation of H_2 gas in significant concentration in the presence of an electrical spark may result in an explosive reaction. Although this complication has not been reported with lactulose, patients on lactulose therapy undergoing such procedures should have a thorough bowel cleansing with a non-fermentable solution. Insufflation of CO_2 , as an additional safeguard may be pursued but is considered to be a redundant measure.

PRECAUTIONS

General: Since lactulose solution contains galactose (less than 1.6 g/15 mL) and lactose (less than 1.2 g/15 mL), it should be used with caution in diabetics.

In the overall management of portal-systemic encephalopathy, it should be recognized that there is serious underlying liver disease with complications such as electrolyte disturbance (e.g., hypokalemia) for which other specific therapy may be required.

Infants receiving lactulose may develop hyponatremia and dehydration.

Drug Interactions: There have been conflicting reports about the concomitant use of neomycin and lactulose solution. Theoretically, the elimination of certain colonic bacteria by neomycin and possibly other anti-infective agents may interfere with the desired degradation of lactulose and thus prevent the acidification of colonic contents. Thus the status of the lactulose-treated patient should be closely monitored in the event of concomitant oral anti-infective therapy.

Results of preliminary studies in humans and rats suggest that nonabsorbable antacids given concurrently with lactulose may inhibit the desired lactulose-induced drop in colonic pH. Therefore, a possible lack of desired effect of treatment should be taken into consideration before such drugs are given concomitantly with lactulose.

Other laxatives should not be used, especially during the initial phase of therapy for portal-systemic encephalopathy, because the loose stools resulting from this

use may falsely suggest that adequate lactulose dosage has been achieved.

Carcinogenesis, Mutagenesis, and Impairment of Fertility: There are no known human data on long-term potential for carcinogenicity, mutagenicity, or impairment of fertility.

There are no known animal data on long-term potential for mutagenicity. Administration of lactulose solution in the diet of mice for 18 months in concentrations of 3 and 10 percent (v/v) did not produce any evidence of carcinogenicity.

In studies of mice, rats, and rabbits, doses of lactulose solution up to 6 or 12 mL/kg/day produced no deleterious effects in breeding, conception, or parturition.

Pregnancy: Teratogenic Effects; Pregnancy Category B. Reproduction studies have been performed in mice, rats, and rabbits at doses up to 2 or 4 times the usual human oral dose and have revealed no evidence of impaired fertility or harm to the fetus due to lactulose. There are, however, no adequate and well-controlled studies in pregnant women. Because animal reproduction studies are not always predictive of human response, this drug should be used during pregnancy only if clearly needed.

Nursing Mothers: It is not known whether this drug is excreted in human milk.

Because many drugs are excreted in human milk, caution should be exercised when lactulose is administered to a nursing woman.

Pediatric Use: Very little information on the use of lactulose in pediatric patients has been recorded (see DOSAGE AND ADMINISTRATION).

ADVERSE REACTIONS: Precise frequency data are not available. Lactulose may produce gaseous distention with flatulence or belching and abdominal discomfort such as cramping in about 20% of patients. Excessive dosage can lead to diarrhea with potential complications such as loss of fluids, hypokalemia, and hyponatremia. Nausea and vomiting have been reported.

OVERDOSAGE

Signs and Symptoms: There have been no reports of accidental overdosage. In the event of overdosage, it is expected that diarrhea and abdominal cramps would be the major symptoms. Medication should be terminated.

Oral LD₅₀: The acute oral LD₅₀ of the drug is 48.8 mL/kg in mice and greater than 30 mL/kg in rats.

Dialysis: Dialysis data are not available for lactulose. Its molecular similarity to

sucrose, however, would suggest that it should be dialyzable.

DOSAGE AND ADMINISTRATION

Oral

Adult: The usual adult oral dosage is 2 to 3 tablespoons (30 to 45 mL, containing 20 g to 30 g of lactulose) three or four times daily. The dosage may be adjusted every day or two to produce 2 or 3 soft stools daily.

Hourly doses of 30 to 45 mL of lactulose may be used to induce the rapid laxation indicated in the initial phase of the therapy of portal-systemic encephalopathy. When the laxative effect has been achieved, the dose of lactulose may then be reduced to the recommended daily dose. Improvement in the patient's condition may occur within 24 hours but may not begin before 48 hours or even later.

Continuous long-term therapy is indicated to lessen the severity and prevent the recurrence of portal-systemic encephalopathy. The dose of lactulose for this purpose is the same as the recommended daily dose.

Pediatric: Very little information on the use of lactulose in young children and adolescents has been recorded. As with adults, the subjective goal in proper treatment is to produce 2 to 3 soft stools daily. On the basis of information available, the recommended initial daily oral

dose in infants is 2.5 to 10 mL in divided doses. For older children and adolescents, the total daily dose is 40 to 90 mL. If the initial dose causes diarrhea, the dose should be reduced immediately. If diarrhea persists, lactulose should be discontinued.

Rectal

When the adult patient is in the impending coma or coma stage of portal-systemic encephalopathy and the danger of aspiration exists, or when the necessary endoscopic or intubation procedures physically interfere with the administration of the recommended oral doses, lactulose solution may be given as a retention enema via a rectal balloon catheter. Cleansing enemas containing soap suds or other alkaline agents should not be used.

Three hundred mL of lactulose should be mixed with 700 mL of water or physiologic saline and retained for 30 to 60 minutes. Lactulose enema may be repeated every 4 to 6 hours. If this lactulose enema is inadvertently evacuated too promptly, it may be repeated immediately.

The goal of treatment is reversal of the coma stage in order that the patient may be able to take oral medication. Reversal of coma may take place within 2 hours of the first enema in some patients. Lactulose given orally in the recommended doses, should be started before lactulose by enema is stopped entirely.

HOW SUPPLIED: Lactulose Solution, USP, 10 g/15 mL is a clear, yellow to golden-yellow solution supplied in 1-pint (473 mL) amber plastic bottle and white plastic bottle with child-resistant closures, 4-ounce (118 mL) amber plastic bottle and white plastic bottle with child-resistant closures, 8-ounce (236 mL) amber plastic bottle and white plastic bottle with child-resistant closures, 32-ounce (946 mL) white plastic bottle with foam-lined closure, 64-ounce (1893 mL) white plastic bottle with foam-lined closure, 15 mL and 35 mL unit-dose cups.

Lactulose solution contains: 667 mg lactulose/mL (10 g/15 mL).

Store at 20-25°C (68-77°F) [See USP Controlled Room Temperature]. Do not freeze. Keep tightly closed.

Under recommended storage conditions, a normal darkening of color may occur. Such darkening is characteristic of sugar solutions and does not affect therapeutic action. Prolonged exposure to temperatures above 36°F (30°C) or to direct light may cause extreme darkening and turbidity which may be pharmaceutically objectionable. If this condition develops, do not use.

Prolonged exposure to freezing temperatures may cause change to a semisolid, too viscous to pour. Viscosity will return to normal upon warming to room temperature. Dispense in a tight, light-resistant container as defined in the USP, with a child-resistant closure.

Manufactured by:

Bajaj Medical
415 W Pershing Rd.
Chicago, IL 60609 USA

NDC 61037-471-13
LACTULOSE SOLUTION, USP
10 g/15 mL



FOR ORAL OR RECTAL ADMINISTRATION

INDICATIONS AND DOSAGE: For the prevention and treatment of portal-systemic encephalopathy. See Prescribing Information for full details.

EACH 15 mL (ONE TABLESPOONFUL) CONTAINS: 10 g lactulose (and less than 1.6 g galactose, less than 1.2 g lactose, and 0.1 g or less of fructose). Also contains colors (including D&C Yellow No. 10, FD & C Yellow No. 6), and purified water. The pH range is between 2.5 and 6.5. Some patients have found that lactulose solution may be more acceptable when mixed with fruit juice, water, or milk. Product may darken slightly but therapeutic action is not affected. Do not use if extreme darkening or turbidity occurs.

PHARMACIST: Dispense in a tight, light-resistant container as defined in the USP, with child-resistant closure.

Store at 20-25°C (68-77°F) [See USP Controlled Room Temperature]. Do not freeze.

Keep tightly closed.

Manufactured by: Bajaj Medical, 415 W Pershing Rd
Chicago, IL 60609 USA

▶ Lift here for full Prescribing Information

Rx Only 4 oz. (118 mL)

NDC 61037-471-02

8 oz. (236 mL)

Rx Only

NDC 61037-471-02
LACTULOSE SOLUTION, USP
10 g/15 mL



FOR ORAL OR RECTAL ADMINISTRATION

INDICATIONS AND DOSAGE: For the prevention and treatment of portal-systemic encephalopathy. See Prescribing Information for full details.
EACH 15 mL (ONE TABLESPOONFUL) CONTAINS: 10 g lactulose (and less than 1.6 g galactose, less than 1.2 g lactose, and 0.1 g or less of fructose). Also contains colors (including D&C Yellow No. 10, FD & C Yellow No. 6), and purified water. The pH range is between 2.5 and 6.5. Some patients have found that lactulose solution may be more acceptable when mixed with fruit juice, water, or milk. Product may darken slightly but therapeutic action is not affected. Do not use if extreme darkening or turbidity occurs.

PHARMACIST: Dispense in a light, light-resistant container as defined in the USP, with child-resistant closure.
Store at 20-25°C (68-77°F) [See USP Controlled Room Temperature]. Do not freeze. Keep tightly closed.
Manufactured by: Bajaj Medical, 415 W Pershing Rd
Chicago, IL 60609 USA
Rx Only 8 oz. (236 mL)

Datalase
Imprint
Area

NDC 61037-471-02
LACTULOSE SOLUTION, USP
10 g/15 mL



FOR ORAL OR RECTAL ADMINISTRATION

INDICATIONS AND DOSAGE: For the prevention and treatment of portal-systemic encephalopathy. See Prescribing Information for full details.
EACH 15 mL (ONE TABLESPOONFUL) CONTAINS: 10 g lactulose (and less than 1.6 g galactose, less than 1.2 g lactose, and 0.1 g or less of fructose). Also contains colors (including D&C Yellow No. 10, FD & C Yellow No. 6), and purified water. The pH range is between 2.5 and 6.5. Some patients have found that lactulose solution may be more acceptable when mixed with fruit juice, water, or milk. Product may darken slightly but therapeutic action is not affected. Do not use if extreme darkening or turbidity occurs.

PHARMACIST: Dispense in a light, light-resistant container as defined in the USP, with child-resistant closure.
Store at 20-25°C (68-77°F) [See USP Controlled Room Temperature]. Do not freeze. Keep tightly closed.
Manufactured by: Bajaj Medical, 415 W Pershing Rd
Chicago, IL 60609 USA
Rx Only 8 oz. (236 mL)

Datalase
Imprint
Area

PRESCRIBING INFORMATION

Rx Only

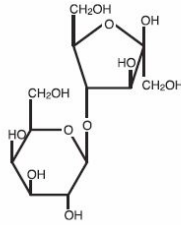
Lactulose Solution USP
10 g/15 mL

FOR ORAL OR RECTAL ADMINISTRATION FOR THE PREVENTION AND TREATMENT OF PORTAL-SYSTEMIC ENCEPHALOPATHY

DESCRIPTION: Lactulose is a synthetic disaccharide in solution form for oral or rectal administration. Each 15 mL of Lactulose Solution USP contains 10 g lactulose (and less than 1.6 g galactose, less than 1.2 g lactose, and 0.1 g or less of fructose). It also contains D&C Yellow No. 10, FD & C Yellow No. 6 and Purified Water.

Lactulose is a colonic acidifier for treatment and prevention of portal-systemic encephalopathy.

The chemical name for lactulose is 4-O-β-D-galactopyranosyl-D-fructofuranose. It has the following structural formula:



The molecular weight is 342.30. It is freely soluble in water.

CLINICAL PHARMACOLOGY:

Lactulose causes a decrease in blood ammonia concentration and reduces the degree of portal-systemic encephalopathy. These actions are considered to be results of the following:

- Bacterial degradation of lactulose in the colon acidifies the colonic contents.
- This acidification of colonic contents results in the retention of ammonia in the colon as the ammonium ion. Since the colonic contents are then more acid than the blood, ammonia can be expected to migrate from the blood into the colon to form the ammonium ion.
- The acid colonic contents convert NH₃ to the ammonium ion (NH₄⁺), trapping it and preventing its absorption.

- The laxative action of the metabolites of lactulose then expels the trapped ammonium ion from the colon.

Experimental data indicate that lactulose is poorly absorbed. Lactulose given orally to man and experimental animals resulted in only small amounts reaching the blood. Urinary excretion has been determined to be 3% or less and is essentially complete within 24 hours.

When incubated with extracts of human small intestinal mucosa, lactulose was not hydrolyzed during a 24-hour period and did not inhibit the activity of these extracts on lactose. Lactulose reaches the colon essentially unchanged. There it is metabolized by bacteria with the formation of low molecular weight acids that acidify the colon contents.

INDICATIONS AND USAGE: For the prevention and treatment of portal-systemic encephalopathy, including the stages of hepatic pre-coma and coma.

Controlled studies have shown that lactulose solution therapy reduces the blood ammonia level by 25 to 50%; this is generally paralleled by an improvement in the patients' mental state and by an improvement in EEG patterns. The clinical response has been observed in about 75% of patients, which is at least as satisfactory as that resulting from neomycin

therapy. An increase in patients' protein tolerance is also frequently observed with lactulose solution therapy. In the treatment of chronic portal-systemic encephalopathy, lactulose solution has been given for over 2 years in controlled studies.

CONTRAINDICATIONS: Since lactulose solution contains galactose (less than 1.6 g/15 mL), it is contraindicated in patients who require a low galactose diet.

WARNINGS: A theoretical hazard may exist for patients being treated with lactulose solution who may be required to undergo electrocautery procedures during proctoscopy or colonoscopy. Accumulation of H₂ gas in significant concentration in the presence of an electrical spark may result in an explosive reaction. Although this complication has not been reported with lactulose, patients on lactulose therapy undergoing such procedures should have a thorough bowel cleansing with a non-fermentable solution. Insufflation of CO₂ as an additional safeguard may be pursued but is considered to be a redundant measure.

PRECAUTIONS

General: Since lactulose solution contains galactose (less than 1.6 g/15 mL) and lactose (less than 1.2 g/15 mL), it should be used with caution in diabetics.

In the overall management of portal-systemic encephalopathy, it should be recognized that there is serious underlying liver disease with complications such as electrolyte disturbance (e.g., hypokalemia) for which other specific therapy may be required.

Infants receiving lactulose may develop hyponatremia and dehydration.

Drug Interactions: There have been conflicting reports about the concomitant use of neomycin and lactulose solution. Theoretically, the elimination of certain colonic bacteria by neomycin and possibly other anti-infective agents may interfere with the desired degradation of lactulose and thus prevent the acidification of colonic contents. Thus the status of the lactulose-treated patient should be closely monitored in the event of concomitant oral anti-infective therapy.

Results of preliminary studies in humans and rats suggest that nonabsorbable antacids given concurrently with lactulose may inhibit the desired lactulose-induced drop in colonic pH. Therefore, a possible lack of desired effect of treatment should be taken into consideration before such drugs are given concomitantly with lactulose.

Other laxatives should not be used, especially during the initial phase of therapy for portal-systemic encephalopathy, because the loose stools resulting from their

use may falsely suggest that adequate lactulose dosage has been achieved.

Carcinogenesis, Mutagenesis, and Impairment of Fertility: There are no known human data on long-term potential for carcinogenicity, mutagenicity, or impairment of fertility.

There are no known animal data on long-term potential for mutagenicity.

Administration of lactulose solution in the diet of mice for 18 months in concentrations of 3 and 10 percent (w/w) did not produce any evidence of carcinogenicity.

In studies of mice, rats, and rabbits, doses of lactulose solution up to 6 or 12 mL/kg/day produced no deleterious effects in breeding, conception, or parturition.

Pregnancy: Teratogenic Effects; Pregnancy Category B. Reproduction studies have been performed in mice, rats, and rabbits at doses up to 2 or 4 times the usual human oral dose and have revealed no evidence of impaired fertility or harm to the fetus due to lactulose. There are, however, no adequate and well-controlled studies in pregnant women. Because animal reproduction studies are not always predictive of human response, this drug should be used during pregnancy only if clearly needed.

Nursing Mothers: It is not known whether this drug is excreted in human milk.

Because many drugs are excreted in human milk, caution should be exercised when lactulose is administered to a nursing woman.

Pediatric Use: Very little information on the use of lactulose in pediatric patients has been recorded (see DOSAGE AND ADMINISTRATION).

ADVERSE REACTIONS: Precise frequency data are not available. Lactulose may produce gaseous distention with flatulence or belching and abdominal discomfort such as cramping in about 20% of patients. Excessive dosage can lead to diarrhea with potential complications such as loss of fluids, hypokalemia, and hypernatremia. Nausea and vomiting have been reported.

OVERDOSAGE

Signs and Symptoms: There have been no reports of accidental overdosage. In the event of overdosage, it is expected that diarrhea and abdominal cramps would be the major symptoms. Medication should be terminated.

Oral LD₅₀: The acute oral LD₅₀ of the drug is 48.8 mL/kg in mice and greater than 30 mL/kg in rats.

Dialysis: Dialysis data are not available for lactulose. Its molecular similarity to

sucrose, however, would suggest that it should be dialyzable.

DOSAGE AND ADMINISTRATION

Oral

Adult: The usual adult oral dosage is 2 to 3 tablespoonsful (30 to 45 mL, containing 20 g to 30 g of lactulose) three or four times daily. The dosage may be adjusted every day or two to produce 2 or 3 soft stools daily.

Hourly doses of 30 to 45 mL of lactulose may be used to induce the rapid laxation indicated in the initial phase of the therapy of portal-systemic encephalopathy. When the laxative effect has been achieved, the dose of lactulose may then be reduced to the recommended daily dose. Improvement in the patient's condition may occur within 24 hours but may not begin before 48 hours or even later.

Continuous long-term therapy is indicated to lessen the severity and prevent the recurrence of portal-systemic encephalopathy. The dose of lactulose for this purpose is the same as the recommended daily dose.

Pediatric: Very little information on the use of lactulose in young children and adolescents has been recorded. As with adults, the subjective goal in proper treatment is to produce 2 to 3 soft stools daily. On the basis of information available, the recommended initial daily oral

dose in infants is 2.5 to 10 mL in divided doses. For older children and adolescents, the total daily dose is 40 to 90 mL. If the initial dose causes diarrhea, the dose should be reduced immediately. If diarrhea persists, lactulose should be discontinued.

Rectal

When the adult patient is in the impending coma or coma stage of portal-systemic encephalopathy and the danger of aspiration exists, or when the necessary endoscopic or intubation procedures physically interfere with the administration of the recommended oral doses, lactulose solution may be given as a retention enema via a rectal balloon catheter. Cleansing enemas containing soap suds or other alkaline agents should not be used.

Three hundred mL of lactulose should be mixed with 700 mL of water or physiologic saline and retained for 30 to 60 minutes. Lactulose enema may be repeated every 4 to 6 hours. If this lactulose enema is inadvertently evacuated too promptly, it may be repeated immediately.

The goal of treatment is reversal of the coma stage in order that the patient may be able to take oral medication. Reversal of coma may take place within 2 hours of the first enema in some patients. Lactulose given orally in the recommended doses, should be started before lactulose by enema is stopped entirely.

HOW SUPPLIED: Lactulose Solution, USP, 10 g/15 mL is a clear, yellow to golden-yellow solution supplied in 1-pint (473 mL) amber plastic bottle and white plastic bottle with child-resistant closures, 4-ounce (118 mL) amber plastic bottle and white plastic bottle with child-resistant closures, 8-ounce (236 mL) amber plastic bottle and white plastic bottle with child-resistant closures, 32-ounce (946 mL) white plastic bottle with foam-lined closure, 64-ounce (1893 mL) white plastic bottle with foam-lined closure, 15 mL and 35 mL unit-dose cups.

Lactulose solution contains: 667 mg lactulose/mL (10 g/15 mL).

Store at 20-25°C (68-77°F) [See USP Controlled Room Temperature]. Do not freeze. Keep tightly closed.

Under recommended storage conditions, a normal darkening of color may occur. Such darkening is characteristic of sugar solutions and does not affect therapeutic action. Prolonged exposure to temperatures above 86°F (30°C) or to direct light may cause extreme darkening and turbidity which may be pharmaceutically objectionable. If this condition develops, do not use.

Prolonged exposure to freezing temperatures may cause change to a semisolid, too viscous to pour. Viscosity will return to normal upon warming to room temperature. Dispense in a light, light-resistant container as defined in the USP, with a child-resistant closure.

Manufactured by:
Bajaj Medical
415 W Pershing Rd.
Chicago, IL 60609 USA

NDC 61037-471-02
LACTULOSE SOLUTION, USP
10 g/15 mL



FOR ORAL OR RECTAL ADMINISTRATION

INDICATIONS AND DOSAGE: For the prevention and treatment of portal-systemic encephalopathy. See Prescribing Information for full details.

EACH 15 mL (ONE TABLESPOONFUL) CONTAINS: 10 g lactulose (and less than 1.6 g galactose, less than 1.2 g lactose, and 0.1 g or less of fructose). Also contains colors (including D&C Yellow No. 10, FD & C Yellow No. 6), and purified water. The pH range is between 2.5 and 6.5. Some patients have found that lactulose solution may be more acceptable when mixed with fruit juice, water, or milk. Product may darken slightly but therapeutic action is not affected. Do not use if extreme darkening or turbidity occurs.

PHARMACIST: Dispense in a light, light-resistant container as defined in the USP, with child-resistant closure.
Store at 20-25°C (68-77°F) [See USP Controlled Room Temperature]. Do not freeze. Keep tightly closed.
Manufactured by: Bajaj Medical, 415 W Pershing Rd
Chicago, IL 60609 USA
Rx Only 8 oz. (236 mL)

▶ Lift here for full Prescribing Information

NDC 61037-471-12
16 fl oz (473 mL)

Rx Only

NDC 61037-471-12

LACTULOSE SOLUTION, USP 10 g/15 mL

Rx Only
16 fl oz (473 mL)

FOR ORAL OR RECTAL ADMINISTRATION

INDICATIONS AND DOSAGE: For the prevention and treatment of portal-systemic encephalopathy. See Prescribing Information for full details.

EACH 15 mL (ONE TABLESPOONFUL) CONTAINS: 10 g lactulose (and less than 1.6 g galactose, less than 1.2 g lactose, and 0.1 g or less of fructose). Also contains colors (including D&C Yellow No. 10, FD & C Yellow No. 6) and purified water. The pH range is between 2.5 and 6.5. Some patients have found that lactulose solution may be more acceptable when mixed with fruit juice, water, or milk.

Product may darken slightly but therapeutic action is not affected. Do not use if extreme darkening or turbidity occurs.


PHARMACIST: Dispense in a tight, light-resistant container as defined in the USP, with child-resistant closure.

Store at 20-25°C (68-77°F) [See USP Controlled Room Temperature]. Do not freeze. Keep tightly closed.

Manufactured by:
Bajaj Medical
415 W Pershing Rd.
Chicago, IL 60609 USA

16 fl oz (473 mL)
Rx Only

*Datalase
Imprint
Area*



NDC 61037-471-12

LACTULOSE SOLUTION, USP 10 g/15 mL

Rx Only
16 fl oz (473 mL)

FOR ORAL OR RECTAL ADMINISTRATION

INDICATIONS AND DOSAGE: For the prevention and treatment of portal-systemic encephalopathy. See Prescribing Information for full details.

EACH 15 mL (ONE TABLESPOONFUL) CONTAINS: 10 g lactulose (and less than 1.6 g galactose, less than 1.2 g lactose, and 0.1 g or less of fructose). Also contains colors (including D&C Yellow No. 10, FD & C Yellow No. 6) and purified water. The pH range is between 2.5 and 6.5. Some patients have found that lactulose solution may be more acceptable when mixed with fruit juice, water, or milk.

Product may darken slightly but therapeutic action is not affected. Do not use if extreme darkening or turbidity occurs.


PHARMACIST: Dispense in a tight, light-resistant container as defined in the USP, with child-resistant closure.

Store at 20-25°C (68-77°F) [See USP Controlled Room Temperature]. Do not freeze. Keep tightly closed.

Manufactured by:
Bajaj Medical
415 W Pershing Rd.
Chicago, IL 60609 USA

16 fl oz (473 mL)
Rx Only

*Datalase
Imprint
Area*



PRESCRIBING INFORMATION

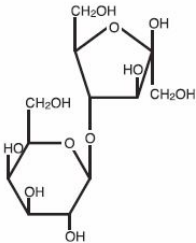
Rx Only
Lactulose Solution USP
10 g/15 mL

FOR ORAL OR RECTAL ADMINISTRATION FOR THE PREVENTION AND TREATMENT OF PORTAL-SYSTEMIC ENCEPHALOPATHY

DESCRIPTION: Lactulose is a synthetic disaccharide in solution form for oral or rectal administration. Each 15 mL of Lactulose Solution USP contains 10 g lactulose (and less than 1.6 g galactose, less than 1.2 g lactose, and 0.1 g or less of fructose). It also contains D&C Yellow No. 10, FD & C Yellow No. 6 and Purified Water.

Lactulose is a colonic acidifier for treatment and prevention of portal-systemic encephalopathy.

The chemical name for lactulose is 4-O-β-D-galactopyranosyl-D-fructofuranose. It has the following structural formula:



The molecular weight is 342.30. It is freely soluble in water.

CLINICAL PHARMACOLOGY: Lactulose causes a decrease in blood ammonia concentration and reduces the degree of portal-systemic encephalopathy. These actions are considered to be results of the following:

- Bacterial degradation of lactulose in the colon acidifies the colonic contents.
- This acidification of colonic contents results in the retention of ammonia in the colon as the ammonium ion. Since the colonic contents are then more acid than the blood, ammonia can be expected to migrate from the blood into the colon to form the ammonium ion.
- The acid colonic contents convert NH₃ to the ammonium ion (NH₄⁺), trapping it and preventing its absorption.

- The laxative action of the metabolites of lactulose then expels the trapped ammonium ion from the colon.

Experimental data indicate that lactulose is poorly absorbed. Lactulose given orally to man and experimental animals resulted in only small amounts reaching the blood. Urinary excretion has been determined to be 3% or less and is essentially complete within 24 hours.

When incubated with extracts of human small intestinal mucosa, lactulose was not hydrolyzed during a 24-hour period and did not inhibit the activity of these extracts on lactose. Lactulose reaches the colon essentially unchanged. There it is metabolized by bacteria with the formation of low molecular weight acids that acidify the colon contents.

INDICATIONS AND USAGE: For the prevention and treatment of portal-systemic encephalopathy, including the stages of hepatic pre-coma and coma. Controlled studies have shown that lactulose solution therapy reduces the blood ammonia level by 25 to 50%, this is generally paralleled by an improvement in the patients' mental state and by an improvement in EEG patterns. The clinical response has been observed in about 75% of patients, which is at least as satisfactory as that resulting from neomycin therapy. An increase in patients' protein tolerance is also frequently observed with lactulose solution therapy. In the treatment of chronic portal-systemic encephalopathy, lactulose solution has been given for over 2 years in controlled studies.

CONTRAINDICATIONS: Since lactulose solution contains galactose (less than 1.6 g/15 mL), it is contraindicated in patients who require a low galactose diet.

WARNINGS: A theoretical hazard may exist for patients being treated with lactulose solution who may be required to undergo electrocautery procedures during proctoscopy or colonoscopy. Accumulation of H₂ gas in significant concentration in the presence of an electrical spark may result in an explosive reaction. Although this complication has not been reported with lactulose, patients on lactulose therapy undergoing such procedures should have a thorough bowel cleansing with a non-fermentable solution. Insufflation of CO₂ as an additional safeguard may be pursued but is considered to be a redundant measure.

PRECAUTIONS

General: Since lactulose solution contains galactose (less than 1.6 g/15 mL) and lactose (less than 1.2 g/15 mL), it should be used with caution in diabetics.

In the overall management of portal-systemic encephalopathy, it should be recognized that there is serious underlying liver disease with complications such as electrolyte disturbance (e.g., hypokalemia) for which other specific therapy may be required.

Infants receiving lactulose may develop hyponatremia and dehydration.

Drug Interactions: There have been conflicting reports about the concomitant use of neomycin and lactulose solution. Theoretically, the elimination of certain colonic bacteria by neomycin and possibly other anti-infective agents may interfere with the desired degradation of lactulose and thus prevent the acidification of colonic contents. Thus the status of the lactulose-treated patient should be closely monitored in the event of concomitant oral anti-infective therapy.

Results of preliminary studies in humans and rats suggest that nonabsorbable antacids given concurrently with lactulose may inhibit the desired lactulose-induced drop in colonic pH. Therefore, a possible lack of desired effect of treatment should be taken into consideration before such drugs are given concomitantly with lactulose.

Other laxatives should not be used, especially during the initial phase of therapy for portal-systemic encephalopathy, because the loose stools resulting from their use may falsely suggest that adequate lactulose dosage has been achieved.

Carcinogenesis, Mutagenesis, and Impairment of Fertility: There are no known human data on long-term potential for carcinogenicity, mutagenicity, or impairment of fertility. There are no known animal data on long-term potential for mutagenicity. Administration of lactulose solution in the diet of mice for 18 months in concentrations of 3 and 10 percent (v/w) did not produce any evidence of carcinogenicity.

In studies of mice, rats, and rabbits, doses of lactulose solution up to 6 or 12 mL/kg/day produced no deleterious effects in breeding, conception, or parturition.

Pregnancy: Teratogenic Effects; Pregnancy Category B. Reproduction studies have been performed in mice, rats, and rabbits at doses up to 2 or 4 times the usual human oral dose and have revealed no evidence of impaired fertility or harm to the fetus due to lactulose. There are, however, no adequate and well-controlled studies in pregnant women. Because animal reproduction studies are not always predictive of human response, this drug should be used during pregnancy only if clearly needed.

Nursing Mothers: It is not known whether this drug is excreted in human milk. Because many drugs are excreted in human milk, caution should be exercised when lactulose is administered to a nursing woman.

<p>Pediatric Use: Very little information on the use of lactulose in pediatric patients has been recorded (see DOSAGE AND ADMINISTRATION).</p> <p>ADVERSE REACTIONS: Precise frequency data are not available. Lactulose may produce gaseous distention with flatulence or belching and abdominal discomfort such as cramping in about 20% of patients. Excessive dosage can lead to diarrhea with potential complications such as loss of fluids, hypokalemia, and hyponatremia. Nausea and vomiting have been reported.</p> <p>OVERDOSAGE Signs and Symptoms: There have been no reports of accidental overdose. In the event of overdose, it is expected that diarrhea and abdominal cramps would be the major symptoms. Medication should be terminated.</p> <p>Oral LD₅₀: The acute oral LD₅₀ of the drug is 48.8 mL/kg in mice and greater than 30 mL/kg in rats.</p> <p>Dialysis: Dialysis data are not available for lactulose. Its molecular similarity to sucrose, however, would suggest that it should be dialyzable.</p> <p>DOSAGE AND ADMINISTRATION Oral Adult: The usual adult oral dosage is 2 to 3 tablespoons (30 to 45 mL, containing 20 g to 30 g of lactulose) three or four times daily. The dosage may be adjusted every day or two to produce 2 or 3 soft stools daily. Hourly doses of 30 to 45 mL of lactulose may be used to induce the rapid laxation indicated in the initial phase of the therapy of portal-systemic encephalopathy. When the laxative effect has been achieved, the dose of lactulose may then be reduced to the recommended daily dose. Improvement in the patient's condition may occur within 24 hours but may not begin before 48 hours or even later. Continuous long-term therapy is indicated to lessen the severity and prevent the recurrence of portal-systemic encephalopathy. The dose of lactulose for this purpose is the same as the recommended daily dose.</p> <p>Pediatric: Very little information on the use of lactulose in young children and adolescents has been recorded. As with adults, the subjective goal in proper treatment is to produce 2 to 3 soft stools daily. On the basis of information available, the recommended initial daily oral dose in infants is 2.5 to 10 mL in divided doses. For older children and adolescents, the total daily dose is 40 to 90 mL. If the initial dose causes diarrhea, the dose should be reduced immediately. If</p>	<p>diarrhea persists, lactulose should be discontinued.</p> <p>Rectal When the adult patient is in the impending coma or coma stage of portal-systemic encephalopathy and the danger of aspiration exists, or when the necessary endoscopic or intubation procedures physically interfere with the administration of the recommended oral doses, lactulose solution may be given as a retention enema via a rectal balloon catheter. Cleansing enemas containing soap suds or other alkaline agents should not be used.</p> <p>Three hundred mL of lactulose should be mixed with 700 mL of water or physiologic saline and retained for 30 to 60 minutes. Lactulose enema may be repeated every 4 to 6 hours. If this lactulose enema is inadvertently evacuated too promptly, it may be repeated immediately.</p> <p>The goal of treatment is reversal of the coma stage in order that the patient may be able to take oral medication. Reversal of coma may take place within 2 hours of the first enema in some patients. Lactulose given orally in the recommended doses, should be started before lactulose by enema is stopped entirely.</p> <p>HOW SUPPLIED: Lactulose Solution, USP, 10 g/15 mL, is a clear, yellow to golden-yellow solution supplied in 1-pint (473 mL) amber plastic bottle and white plastic bottle with child-resistant closures, 4-ounce (118 mL) amber plastic bottle and white plastic bottle with child-resistant closures, 8-ounce (236 mL) amber plastic bottle and white plastic bottle with child-resistant closures, 32-ounce (946 mL) white plastic bottle with foam-lined closure, 64-ounce (1893 mL) white plastic bottle with foam-lined closure, 15 mL and 35 mL unit-dose cups.</p> <p>Lactulose solution contains: 667 mg lactulose/mL (10 g/15 mL).</p> <p>Store at 20-25°C (68-77°F) [See USP Controlled Room Temperature]. Do not freeze. Keep tightly closed.</p> <p>Under recommended storage conditions, a normal darkening of color may occur. Such darkening is characteristic of sugar solutions and does not affect therapeutic action. Prolonged exposure to temperatures above 86°F (30°C) or to direct light may cause extreme darkening and turbidity which may be pharmaceutically objectionable. If this condition develops, do not use.</p> <p>Prolonged exposure to freezing temperatures may cause change to a semisolid, too viscous to pour. Viscosity will return to normal upon warming to room temperature. Dispense in a tight, light-resistant container as defined in the USP, with a child-resistant closure.</p> <p>Manufactured by: Bajaj Medical, 415 W Pershing Rd., Chicago, IL 60609 USA</p>	<p>NDC 61037-471-12</p> <p>LACTULOSE SOLUTION, USP 10 g/15 mL</p> <p>FOR ORAL OR RECTAL ADMINISTRATION INDICATIONS AND DOSAGE: For the prevention and treatment of portal-systemic encephalopathy. See Prescribing Information for full details.</p> <p>EACH 15 mL (ONE TABLESPOONFUL) CONTAINS: 10 g lactulose (and less than 1.6 g galactose, less than 1.2 g lactose, and 0.1 g or less of fructose). Also contains colors (including D&C Yellow No. 10, FD & C Yellow No. 6) and purified water. The pH range is between 2.5 and 6.5.</p> <p>Some patients have found that lactulose solution may be more acceptable when mixed with fruit juice, water, or milk.</p> <p>Product may darken slightly but therapeutic action is not affected. Do not use if extreme darkening or turbidity occurs.</p> <p>PHARMACIST: Dispense in a tight, light-resistant container as defined in the USP, with child-resistant closure.</p> <p>Store at 20-25°C (68-77°F) [See USP Controlled Room Temperature]. Do not freeze. Keep tightly closed.</p> <p>Manufactured by: Bajaj Medical 415 W Pershing Rd. Chicago, IL 60609 USA</p> <p>16 fl oz (473 mL) Rx Only</p> <p>▶ <i>Lift here for full Prescribing Information</i></p>
--	---	---

NDC 61037-471-03

32 fl oz (946 mL)

Rx Only

<p>NDC 61037-471-03</p> <p>LACTULOSE SOLUTION, USP 10 g/15 mL</p> <p>FOR ORAL OR RECTAL ADMINISTRATION INDICATIONS AND DOSAGE: For the prevention and treatment of portal-systemic encephalopathy. See Prescribing Information for full details.</p> <p>EACH 15 mL (ONE TABLESPOONFUL) CONTAINS: 10 g lactulose (and less than 1.6 g galactose, less than 1.2 g lactose, and 0.1 g or less of fructose). Also contains colors (including D&C Yellow No. 10, FD & C Yellow No. 6) and purified water. The pH range is between 2.5 and 6.5.</p> <p>Some patients have found that lactulose solution may be more acceptable when mixed with fruit juice, water, or milk.</p> <p>Product may darken slightly but therapeutic action is not affected. Do not use if extreme darkening or turbidity occurs.</p> <p>PHARMACIST: Dispense in a tight, light-resistant container as defined in the USP, with child-resistant closure.</p> <p>Store at 20-25°C (68-77°F) [See USP Controlled Room Temperature]. Do not freeze. Keep tightly closed.</p> <p>Manufactured by: Bajaj Medical 415 W Pershing Rd. Chicago, IL 60609 USA</p> <p>32 fl oz (946 mL) Rx Only</p>	<p>Rx Only 32 fl oz (946 mL)</p>  <p><i>Datalase Imprint Area</i></p>	<p>NDC 61037-471-03</p> <p>LACTULOSE SOLUTION, USP 10 g/15 mL</p> <p>FOR ORAL OR RECTAL ADMINISTRATION INDICATIONS AND DOSAGE: For the prevention and treatment of portal-systemic encephalopathy. See Prescribing Information for full details.</p> <p>EACH 15 mL (ONE TABLESPOONFUL) CONTAINS: 10 g lactulose (and less than 1.6 g galactose, less than 1.2 g lactose, and 0.1 g or less of fructose). Also contains colors (including D&C Yellow No. 10, FD & C Yellow No. 6) and purified water. The pH range is between 2.5 and 6.5.</p> <p>Some patients have found that lactulose solution may be more acceptable when mixed with fruit juice, water, or milk.</p> <p>Product may darken slightly but therapeutic action is not affected. Do not use if extreme darkening or turbidity occurs.</p> <p>PHARMACIST: Dispense in a tight, light-resistant container as defined in the USP, with child-resistant closure.</p> <p>Store at 20-25°C (68-77°F) [See USP Controlled Room Temperature]. Do not freeze. Keep tightly closed.</p> <p>Manufactured by: Bajaj Medical 415 W Pershing Rd. Chicago, IL 60609 USA</p> <p>32 fl oz (946 mL) Rx Only</p> <p>▶ <i>Lift here for full Prescribing Information</i></p>  <p><i>Datalase Imprint Area</i></p>
--	---	---

PREScribing INFORMATION

Rx Only

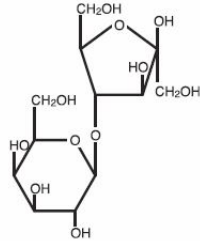
Lactulose Solution USP
10 g/15 mL

FOR ORAL OR RECTAL ADMINISTRATION FOR THE PREVENTION AND TREATMENT OF PORTAL-SYSTEMIC ENCEPHALOPATHY

DESCRIPTION: Lactulose is a synthetic disaccharide in solution form for oral or rectal administration. Each 15 mL of Lactulose Solution USP contains 10 g lactulose (and less than 1.6 g galactose, less than 1.2 g lactose, and 0.1 g or less of fructose). It also contains D&C Yellow No. 10, FD & C Yellow No. 6 and Purified Water.

Lactulose is a colonic acidifier for treatment and prevention of portal-systemic encephalopathy.

The chemical name for lactulose is 4-O-β-D-galactopyranosyl-D-fructofuranose. It has the following structural formula:



The molecular weight is 342.30. It is freely soluble in water.

CLINICAL PHARMACOLOGY: Lactulose causes a decrease in blood ammonia concentration and reduces the degree of portal-systemic encephalopathy. These actions are considered to be results of the following:

- Bacterial degradation of lactulose in the colon acidifies the colonic contents.
- This acidification of colonic contents results in the retention of ammonia in the colon as the ammonium ion. Since the colonic contents are then more acid than the blood, ammonia can be expected to migrate from the blood into the colon to form the ammonium ion.
- The acid colonic contents convert NH_3 to the ammonium ion (NH_4^+), trapping it and preventing its absorption.

- The laxative action of the metabolites of lactulose then expels the trapped ammonium ion from the colon.

Experimental data indicate that lactulose is poorly absorbed. Lactulose given orally to man and experimental animals resulted in only small amounts reaching the blood. Urinary excretion has been determined to be 3% or less and is essentially complete within 24 hours.

When incubated with extracts of human small intestinal mucosa, lactulose was not hydrolyzed during a 24-hour period and did not inhibit the activity of these extracts on lactose. Lactulose reaches the colon essentially unchanged. There it is metabolized by bacteria with the formation of low molecular weight acids that acidify the colon contents.

INDICATIONS AND USAGE: For the prevention and treatment of portal-systemic encephalopathy, including the stages of hepatic pre-coma and coma. Controlled studies have shown that lactulose solution therapy reduces the blood ammonia level by 25 to 50%; this is generally paralleled by an improvement in the patients' mental state and by an improvement in EEG patterns. The clinical response has been observed in about 75% of patients, which is at least as satisfactory as that resulting from neomycin therapy. An increase in patients' protein tolerance is also frequently observed with lactulose solution therapy. In the treatment of chronic portal-systemic encephalopathy, lactulose solution has been given for over 2 years in controlled studies.

CONTRAINDICATIONS: Since lactulose solution contains galactose (less than 1.6 g/15 mL), it is contraindicated in patients who require a low galactose diet.

WARNINGS: A theoretical hazard may exist for patients being treated with lactulose solution who may be required to undergo electrocautery procedures during proctoscopy or colonoscopy. Accumulation of H_2 gas in significant concentration in the presence of an electrical spark may result in an explosive reaction. Although this complication has not been reported with lactulose, patients on lactulose therapy undergoing such procedures should have a thorough bowel cleansing with a non-fermentable solution. Insufflation of CO_2 , as an additional safeguard may be pursued but is considered to be a redundant measure.

PRECAUTIONS

General: Since lactulose solution contains galactose (less than 1.6 g/15 mL) and lactose (less than 1.2 g/15 mL), it should be used with caution in diabetes.

In the overall management of portal-systemic encephalopathy, it should be recognized that there is serious underlying liver disease with complications such as electrolyte disturbance (e.g., hypokalemia) for which other specific therapy may be required.

Infants receiving lactulose may develop hyponatremia and dehydration.

Drug Interactions: There have been conflicting reports about the concomitant use of neomycin and lactulose solution. Theoretically, the elimination of certain colonic bacteria by neomycin and possibly other anti-infective agents may interfere with the desired degradation of lactulose and thus prevent the acidification of colonic contents. Thus the status of the lactulose-treated patient should be closely monitored in the event of concomitant oral anti-infective therapy.

Results of preliminary studies in humans and rats suggest that nonabsorbable antacids given concurrently with lactulose may inhibit the desired lactulose-induced drop in colonic pH. Therefore, a possible lack of desired effect of treatment should be taken into consideration before such drugs are given concomitantly with lactulose.

Other laxatives should not be used, especially during the initial phase of therapy for portal-systemic encephalopathy, because the loose stools resulting from their use may falsely suggest that adequate lactulose dosage has been achieved.

Carcinogenesis, Mutagenesis, and Impairment of Fertility: There are no known human data on long-term potential for carcinogenicity, mutagenicity, or impairment of fertility. There are no known animal data on long-term potential for mutagenicity. Administration of lactulose solution in the diet of mice for 18 months in concentrations of 3 and 10 percent (w/w) did not produce any evidence of carcinogenicity.

In studies of mice, rats, and rabbits, doses of lactulose solution up to 6 or 12 mL/kg/day produced no deleterious effects in breeding, conception, or parturition.

Pregnancy: Teratogenic Effects; Pregnancy Category B.

Reproduction studies have been performed in mice, rats, and rabbits at doses up to 2 or 4 times the usual human oral dose and have revealed no evidence of impaired fertility or harm to the fetus due to lactulose. There are, however, no adequate and well-controlled studies in pregnant women. Because animal reproduction studies are not always predictive of human response, this drug should be used during pregnancy only if clearly needed.

Nursing Mothers: It is not known whether this drug is excreted in human milk. Because many drugs are excreted in human milk, caution should be exercised when lactulose is administered to a nursing woman.

Pediatric Use: Very little information on the use of lactulose in pediatric patients has been recorded (see DOSAGE AND ADMINISTRATION).

ADVERSE REACTIONS: Precise frequency data are not available. Lactulose may produce gaseous distention with flatulence or belching and abdominal discomfort such as cramping in about 20% of patients. Excessive dose can lead to diarrhea with potential complications such as loss of fluids, hypokalemia, and hypernatremia. Nausea and vomiting have been reported.

OVERDOSAGE

Signs and Symptoms: There have been no reports of accidental overdosage. In the event of overdosage, it is expected that diarrhea and abdominal cramps would be the major symptoms. Medication should be terminated.

Oral LD₅₀: The acute oral LD₅₀ of the drug is 48.8 mL/kg in mice and greater than 30 mL/kg in rats.

Dialysis: Dialysis data are not available for lactulose. Its molecular similarity to sucrose, however, would suggest that it should be dialyzable.

DOSAGE AND ADMINISTRATION

Oral

Adult: The usual adult oral dose is 2 to 3 tablespoonsful (30 to 45 mL, containing 20 g to 30 g of lactulose) three or four times daily. The dosage may be adjusted every day or two to produce 2 or 3 soft stools daily.

Hourly doses of 30 to 45 mL of lactulose may be used to induce the rapid laxation indicated in the initial phase of the therapy of portal-systemic encephalopathy. When the laxative effect has been achieved, the dose of lactulose may then be reduced to the recommended daily dose. Improvement in the patient's condition may occur within 24 hours but may not begin before 48 hours or even later. Continuous long-term therapy is indicated to lessen the severity and prevent the recurrence of portal-systemic encephalopathy. The dose of lactulose for this purpose is the same as the recommended daily dose.

Pediatric: Very little information on the use of lactulose in young children and adolescents has been recorded. As with adults, the subjective goal in proper treatment is to produce 2 to 3 soft stools daily. On the basis of information available, the recommended initial daily oral dose in infants is 2.5 to 10 mL in divided doses. For older children and adolescents, the total daily dose is 40 to 90 mL. If the initial dose causes diarrhea, the dose should be reduced immediately. If

diarrhea persists, lactulose should be discontinued.

Rectal

When the adult patient is in the impending coma or coma stage of portal-systemic encephalopathy and the danger of aspiration exists, or when the necessary endoscopic or intubation procedures physically interfere with the administration of the recommended oral doses, lactulose solution may be given as a retention enema via a rectal balloon catheter. Cleansing enemas containing soap suds or other alkaline agents should not be used.

Three hundred mL of lactulose should be mixed with 700 mL of water or physiologic saline and retained for 30 to 60 minutes. Lactulose enema may be repeated every 4 to 6 hours. If this lactulose enema is inadvertently evacuated too promptly, it may be repeated immediately.

The goal of treatment is reversal of the coma stage in order that the patient may be able to take oral medication. Reversal of coma may take place within 2 hours of the first enema in some patients. Lactulose given orally in the recommended doses, should be started before lactulose by enema is stopped entirely.

HOW SUPPLIED: Lactulose Solution, USP, 10 g/15 mL is a clear, yellow to golden-yellow solution supplied in 1-pint (473 mL) amber plastic bottle and white plastic bottle with child-resistant closures, 4-ounce (118 mL) amber plastic bottle and white plastic bottle with child-resistant closures, 8-ounce (236 mL) amber plastic bottle and white plastic bottle with child-resistant closures, 32-ounce (946 mL) white plastic bottle with foam-lined closure, 64-ounce (1893 mL) white plastic bottle with foam-lined closure, 15 mL and 35 mL unit-dose cups. Lactulose solution contains 667 mg lactulose/mL (10 g/15 mL).

Store at 20-25°C (68-77°F) [See USP Controlled Room Temperature]. Do not freeze. Keep tightly closed.

Under recommended storage conditions, a normal darkening of color may occur. Such darkening is characteristic of sugar solutions and does not affect therapeutic action. Prolonged exposure to temperatures above 86°F (30°C) or to direct light may cause extreme darkening and turbidity which may be pharmaceutically objectionable. If this condition develops, do not use.

Prolonged exposure to freezing temperatures may cause change to a semisolid, too viscous to pour. Viscosity will return to normal upon warming to room temperature. Dispense in a tight, light-resistant container as defined in the USP, with a child-resistant closure.

Manufactured by: Bajaj Medical, 415 W Pershing Rd., Chicago, IL 60609 USA

NDC 61037-471-03

LACTULOSE SOLUTION, USP 10 g/15 mL

FOR ORAL OR RECTAL ADMINISTRATION

INDICATIONS AND DOSAGE: For the prevention and treatment of portal-systemic encephalopathy. See Prescribing Information for full details.

EACH 15 mL (ONE TABLESPOONFUL) CONTAINS: 10 g lactulose (and less than 1.6 g galactose, less than 1.2 g lactose, and 0.1 g or less of fructose). Also contains colors (including D&C Yellow No. 10, FD & C Yellow No. 6) and purified water. The pH range is between 2.5 and 6.5.

Some patients have found that lactulose solution may be more acceptable when mixed with fruit juice, water, or milk.

Product may darken slightly but therapeutic action is not affected. Do not use if extreme darkening or turbidity occurs.

PHARMACIST: Dispense in a tight, light-resistant container as defined in the USP, with child-resistant closure.

Store at 20-25°C (68-77°F) [See USP Controlled Room Temperature]. Do not freeze. Keep tightly closed.

Manufactured by:
Bajaj Medical
415 W Pershing Rd.
Chicago, IL 60609 USA

► **lift here for full
prescribing information**

**32 fl oz (946 mL)
Rx Only**

NDC 61037-471-04

64 fl oz (1893 mL)

Rx Only

NDC 61037-471-04

LACTULOSE SOLUTION, USP 10 g/15 mL

Rx Only
64 fl oz (1893 mL)

FOR ORAL OR RECTAL ADMINISTRATION

INDICATIONS AND DOSAGE: For the prevention and treatment of portal-systemic encephalopathy. See Prescribing Information for full details.

EACH 15 mL (ONE TABLESPOONFUL) CONTAINS: 10 g lactulose (and less than 1.6 g galactose, less than 1.2 g lactose, and 0.1 g or less of fructose). Also contains colors (including D&C Yellow No. 10, FD & C Yellow No. 6) and purified water. The pH range is between 2.5 and 6.5. Some patients have found that lactulose solution may be more acceptable when mixed with fruit juice, water, or milk.

Product may darken slightly but therapeutic action is not affected. Do not use if extreme darkening or turbidity occurs.

PHARMACIST: Dispense in a tight, light-resistant container as defined in the USP, with child-resistant closure.

Store at 20-25°C (68-77°F) [See USP Controlled Room Temperature]. Do not freeze. Keep tightly closed.

Manufactured by:
Bajaj Medical
415 W Pershing Rd.
Chicago, IL 60609 USA

64 fl oz (1893 mL)
Rx Only



Database
Imprint
Area

NDC 61037-471-04

LACTULOSE SOLUTION, USP 10 g/15 mL

Rx Only
64 fl oz (1893 mL)

FOR ORAL OR RECTAL ADMINISTRATION

INDICATIONS AND DOSAGE: For the prevention and treatment of portal-systemic encephalopathy. See Prescribing Information for full details.

EACH 15 mL (ONE TABLESPOONFUL) CONTAINS: 10 g lactulose (and less than 1.6 g galactose, less than 1.2 g lactose, and 0.1 g or less of fructose). Also contains colors (including D&C Yellow No. 10, FD & C Yellow No. 6) and purified water. The pH range is between 2.5 and 6.5. Some patients have found that lactulose solution may be more acceptable when mixed with fruit juice, water, or milk.

Product may darken slightly but therapeutic action is not affected. Do not use if extreme darkening or turbidity occurs.

PHARMACIST: Dispense in a tight, light-resistant container as defined in the USP, with child-resistant closure.

Store at 20-25°C (68-77°F) [See USP Controlled Room Temperature]. Do not freeze. Keep tightly closed.

Manufactured by:
Bajaj Medical
415 W Pershing Rd.
Chicago, IL 60609 USA

64 fl oz (1893 mL)
Rx Only



Database
Imprint
Area

PRESCRIBING INFORMATION

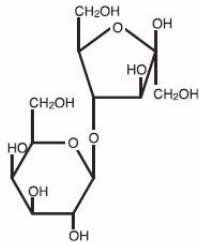
Rx Only
Lactulose Solution USP
10 g/15 mL

FOR ORAL OR RECTAL ADMINISTRATION FOR THE PREVENTION AND TREATMENT OF PORTAL-SYSTEMIC ENCEPHALOPATHY

DESCRIPTION: Lactulose is a synthetic disaccharide in solution form for oral or rectal administration. Each 15 mL of Lactulose Solution USP contains 10 g lactulose (and less than 1.6 g galactose, less than 1.2 g lactose, and 0.1 g or less of fructose). It also contains D&C Yellow No. 10, FD & C Yellow No. 6 and Purified Water.

Lactulose is a colonic acidifier for treatment and prevention of portal-systemic encephalopathy.

The chemical name for lactulose is 4-O-β-D-galactopyranosyl-D-fructofuranose. It has the following structural formula:



The molecular weight is 342.30. It is freely soluble in water.

CLINICAL PHARMACOLOGY:

Lactulose causes a decrease in blood ammonia concentration and reduces the degree of portal-systemic encephalopathy. These actions are considered to be results of the following:

- Bacterial degradation of lactulose in the colon acidifies the colonic contents.
- This acidification of colonic contents results in the retention of ammonia in the colon as the ammonium ion. Since the colonic contents are then more acid than the blood, ammonia can be expected to migrate from the blood into the colon to form the ammonium ion.
- The acid colonic contents convert NH₃ to the ammonium ion [NH₄⁺], trapping it and preventing its absorption.

• The laxative action of the metabolites of lactulose then expels the trapped ammonium ion from the colon. Experimental data indicate that lactulose is poorly absorbed. Lactulose given orally to man and experimental animals resulted in only small amounts reaching the blood. Urinary excretion has been determined to be 3% or less and is essentially complete within 24 hours.

When incubated with extracts of human small intestinal mucosa, lactulose was not hydrolyzed during a 24-hour period and did not inhibit the activity of these extracts on lactose. Lactulose reaches the colon essentially unchanged. There it is metabolized by bacteria with the formation of low molecular weight acids that acidify the colon contents.

INDICATIONS AND USAGE: For the prevention and treatment of portal-systemic encephalopathy, including the stages of hepatic pre-coma and coma.

Controlled studies have shown that lactulose solution therapy reduces the blood ammonia level by 25 to 50%; this is generally paralleled by an improvement in the patients' mental state and by an improvement in EEG patterns. The clinical response has been observed in about 75% of patients, which is at least as satisfactory as that resulting from neomycin therapy. An increase in patients' protein tolerance is also frequently observed with lactulose solution therapy. In the treatment of chronic portal-systemic encephalopathy, lactulose solution has been given for over 2 years in controlled studies.

CONTRAINDICATIONS: Since lactulose solution contains galactose (less than 1.6 g/15 mL), it is contraindicated in patients who require a low galactose diet.

WARNINGS: A theoretical hazard may exist for patients being treated with lactulose solution who may be required to undergo electrocautery procedures during proctoscopy or colonoscopy. Accumulation of H₂ gas in significant concentration in the presence of an electrical spark may result in an explosive reaction. Although this complication has not been reported with lactulose, patients on lactulose therapy undergoing such procedures should have a thorough bowel cleansing with a non-fermentable solution. Insufflation of CO₂, as an additional safeguard may be pursued but is considered to be a redundant measure.

PRECAUTIONS

General: Since lactulose solution contains galactose (less than 1.6 g/15 mL) and lactose (less than 1.2 g/15 mL), it should be used with caution in diabetics.

In the overall management of portal-systemic encephalopathy, it should be recognized that there is serious underlying liver disease with complications such as electrolyte disturbance (e.g., hypokalemia) for which other specific therapy may be required.

Infants receiving lactulose may develop hyponatremia and dehydration.

Drug Interactions: There have been conflicting reports about the concomitant use of neomycin and lactulose solution. Theoretically, the elimination of certain colonic bacteria by neomycin and possibly other anti-infective agents may interfere with the desired degradation of lactulose and thus prevent the acidification of colonic contents. Thus the status of the lactulose-treated patient should be closely monitored in the event of concomitant oral anti-infective therapy.

Results of preliminary studies in humans and rats suggest that nonabsorbable antacids given concurrently with lactulose may inhibit the desired lactulose-induced drop in colonic pH. Therefore, a possible lack of desired effect of treatment should be taken into consideration before such drugs are given concomitantly with lactulose.

Other laxatives should not be used, especially during the initial phase of therapy for portal-systemic encephalopathy, because the loose stools resulting from their use may falsely suggest that adequate lactulose dosage has been achieved.

Carcinogenesis, Mutagenesis, and Impairment of Fertility: There are no known human data on long-term potential for carcinogenicity, mutagenicity, or impairment of fertility. There are no known animal data on long-term potential for mutagenicity. Administration of lactulose solution in the diet of mice for 18 months in concentrations of 3 and 10 percent (w/w) did not produce any evidence of carcinogenicity.

In studies of mice, rats, and rabbits, doses of lactulose solution up to 6 or 12 mL/kg/day produced no deleterious effects in breeding, conception, or parturition.

Pregnancy: Teratogenic Effects; Pregnancy Category B. Reproduction studies have been performed in mice, rats, and rabbits at doses up to 2 or 4 times the usual human oral dose and have revealed no evidence of impaired fertility or harm to the fetus due to lactulose. There are, however, no adequate and well-controlled studies in pregnant women. Because animal reproduction studies are not always predictive of human response, this drug should be used during pregnancy only if clearly needed.

Nursing Mothers: It is not known whether this drug is excreted in human milk. Because many drugs are excreted in human milk, caution should be exercised when lactulose is administered to a nursing woman.

Pediatric Use: Very little information on the use of lactulose in pediatric patients has been recorded (see DOSAGE AND ADMINISTRATION).

ADVERSE REACTIONS: Precise frequency data are not available. Lactulose may produce gaseous distention with flatulence or belching and abdominal discomfort such as cramping in about 20% of patients. Excessive dosage can lead to diarrhea with potential complications such as loss of fluids, hypokalemia, and hypernatremia. Nausea and vomiting have been reported.

OVERDOSAGE

Signs and Symptoms: There have been no reports of accidental overdosage. In the event of overdosage, it is expected that diarrhea and abdominal cramps would be the major symptoms. Medication should be terminated.

Oral LD₅₀: The acute oral LD₅₀ of the drug is 48.8 mL/kg in mice and greater than 30 mL/kg in rats.

Dialysis: Dialysis data are not available for lactulose. Its molecular similarity to sucrose, however, would suggest that it should be dialyzable.

DOSAGE AND ADMINISTRATION

Oral

Adult: The usual adult oral dosage is 2 to 3 tablespoonfuls (30 to 45 mL, containing 20 g to 30 g of lactulose) three or four times daily. The dosage may be adjusted every day or two to produce 2 or 3 soft stools daily. Hourly doses of 30 to 45 mL of lactulose may be used to induce the rapid laxation indicated in the initial phase of the therapy of portal-systemic encephalopathy. When the laxative effect has been achieved, the dose of lactulose may then be reduced to the recommended daily dose. Improvement in the patient's condition may occur within 24 hours but may not begin before 48 hours or even later. Continuous long-term therapy is indicated to lessen the severity and prevent the recurrence of portal-systemic encephalopathy. The dose of lactulose for this purpose is the same as the recommended daily dose.

Pediatric: Very little information on the use of lactulose in young children and adolescents has been recorded. As with adults, the subjective goal in proper treatment is to produce 2 to 3 soft stools daily. On the basis of information available, the recommended initial daily oral dose in infants is 2.5 to 10 mL in divided doses. For older children and adolescents, the total daily dose is 40 to 90 mL. If the initial dose causes diarrhea, the dose should be reduced immediately. If

diarrhea persists, lactulose should be discontinued.

Rectal

When the adult patient is in the impending coma or coma stage of portal-systemic encephalopathy and the danger of aspiration exists, or when the necessary endoscopic or intubation procedures physically interfere with the administration of the recommended oral doses, lactulose solution may be given as a retention enema via a rectal balloon catheter. Cleansing enemas containing soap suds or other alkaline agents should not be used.

Three hundred mL of lactulose should be mixed with 700 mL of water or physiologic saline and retained for 30 to 60 minutes. Lactulose enema may be repeated every 4 to 6 hours. If this lactulose enema is inadvertently evacuated too promptly, it may be repeated immediately.

The goal of treatment is reversal of the coma stage in order that the patient may be able to take oral medication. Reversal of coma may take place within 2 hours of the first enema in some patients. Lactulose given orally in the recommended doses, should be started before lactulose by enema is stopped entirely.

HOW SUPPLIED: Lactulose Solution, USP, 10 g/15 mL is a clear, yellow to golden-yellow solution supplied in 1-pint (473 mL) amber plastic bottle and white plastic bottle with child-resistant closures, 4-ounce (118 mL) amber plastic bottle and white plastic bottle with child-resistant closures, 8-ounce (236 mL) amber plastic bottle and white plastic bottle with child-resistant closures, 32-ounce (946 mL) white plastic bottle with foam-lined closure, 64-ounce (1893 mL) white plastic bottle with foam-lined closure, 15 mL and 35 mL unit-dose cups. Lactulose solution contains: 667 mg lactulose/mL (10 g/15 mL).

Store at 20-25°C (68-77°F) [See USP Controlled Room Temperature]. Do not freeze. Keep tightly closed.

Under recommended storage conditions, a normal darkening of color may occur. Such darkening is characteristic of sugar solutions and does not affect therapeutic action. Prolonged exposure to temperatures above 86°F (30°C) or to direct light may cause extreme darkening and turbidity which may be pharmaceutically objectionable. If this condition develops, do not use.

Prolonged exposure to freezing temperatures may cause change to a semisolid, too viscous to pour. Viscosity will return to normal upon warming to room temperature. Dispense in a tight, light-resistant container as defined in the USP, with a child-resistant closure.

Manufactured by: Bajaj Medical, 415 W Pershing Rd., Chicago, IL 60609 USA

NDC 61037-471-04

LACTULOSE SOLUTION, USP 10 g/15 mL

FOR ORAL OR RECTAL ADMINISTRATION

INDICATIONS AND DOSAGE: For the prevention and treatment of portal-systemic encephalopathy. See Prescribing Information for full details.

EACH 15 mL (ONE TABLESPOONFUL) CONTAINS: 10 g lactulose (and less than 1.6 g galactose, less than 1.2 g lactose, and 0.1 g or less of fructose). Also contains colors (including D&C Yellow No. 10, FD & C Yellow No. 6) and purified water. The pH range is between 2.5 and 6.5.

Some patients have found that lactulose solution may be more acceptable when mixed with fruit juice, water, or milk.

Product may darken slightly but therapeutic action is not affected. Do not use if extreme darkening or turbidity occurs.

PHARMACIST: Dispense in a tight, light-resistant container as defined in the USP, with child-resistant closure.

Store at 20-25°C (68-77°F) [See USP Controlled Room Temperature]. Do not freeze. Keep tightly closed.

Manufactured by:
Bajaj Medical
415 W Pershing Rd.
Chicago, IL 60609 USA


64 fl oz (1893 mL)
Rx Only


▶ lift here for full
Prescribing
Information

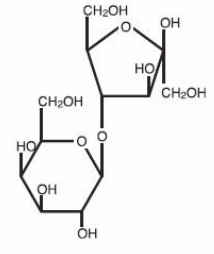
NDC 61037-471-06

128 fl oz (3785 mL)

Rx Only

<p>NDC 61037-471-06</p> <p>LACTULOSE SOLUTION, USP 10 g/15 mL</p> <p>FOR ORAL OR RECTAL ADMINISTRATION</p> <p>INDICATIONS AND DOSAGE: For the prevention and treatment of portal-systemic encephalopathy. See Prescribing Information for full details.</p> <p>EACH 15 mL (ONE TABLESPOONFUL) CONTAINS: 10 g lactulose (and less than 1.6 g galactose, less than 1.2 g lactose, and 0.1 g or less of fructose). Also contains colors (including D&C Yellow No. 10, FD & C Yellow No. 6) and purified water. The pH range is between 2.5 and 6.5. Some patients have found that lactulose solution may be more acceptable when mixed with fruit juice, water, or milk.</p> <p>Product may darken slightly but therapeutic action is not affected. Do not use if extreme darkening or turbidity occurs.</p> <p>PHARMACIST: Dispense in a tight, light-resistant container as defined in the USP, with child-resistant closure.</p> <p>Store at 20-25°C (68-77°F) [See USP Controlled Room Temperature]. Do not freeze. Keep tightly closed.</p> <p>Manufactured by: Bajaj Medical 415 W Pershing Rd. Chicago, IL 60609 USA</p> <p>128 fl oz (3785 mL) Rx Only</p>	<p>Rx Only 128 fl oz (3785 mL)</p>  <p>3 61037 47106 6</p> <p><i>Datalase Imprint Area</i></p>
--	---

<p>NDC 61037-471-06</p> <p>LACTULOSE SOLUTION, USP 10 g/15 mL</p> <p>FOR ORAL OR RECTAL ADMINISTRATION</p> <p>INDICATIONS AND DOSAGE: For the prevention and treatment of portal-systemic encephalopathy. See Prescribing Information for full details.</p> <p>EACH 15 mL (ONE TABLESPOONFUL) CONTAINS: 10 g lactulose (and less than 1.6 g galactose, less than 1.2 g lactose, and 0.1 g or less of fructose). Also contains colors (including D&C Yellow No. 10, FD & C Yellow No. 6) and purified water. The pH range is between 2.5 and 6.5. Some patients have found that lactulose solution may be more acceptable when mixed with fruit juice, water, or milk.</p> <p>Product may darken slightly but therapeutic action is not affected. Do not use if extreme darkening or turbidity occurs.</p> <p>PHARMACIST: Dispense in a tight, light-resistant container as defined in the USP, with child-resistant closure.</p> <p>Store at 20-25°C (68-77°F) [See USP Controlled Room Temperature]. Do not freeze. Keep tightly closed.</p> <p>Manufactured by: Bajaj Medical 415 W Pershing Rd. Chicago, IL 60609 USA</p> <p>128 fl oz (3785 mL) Rx Only</p>	<p>Rx Only 128 fl oz (3785 mL)</p>  <p>3 61037 47106 6</p> <p><i>Datalase Imprint Area</i></p>
--	---

<p>PRESCRIBING INFORMATION</p> <p>Rx Only</p> <p>Lactulose Solution USP 10 g/15 mL</p> <p>FOR ORAL OR RECTAL ADMINISTRATION FOR THE PREVENTION AND TREATMENT OF PORTAL-SYSTEMIC ENCEPHALOPATHY</p> <p>DESCRIPTION: Lactulose is a synthetic disaccharide in solution form for oral or rectal administration. Each 15 mL of Lactulose Solution USP contains 10 g lactulose (and less than 1.6 g galactose, less than 1.2 g lactose, and 0.1 g or less of fructose). It also contains D&C Yellow No. 10, FD & C Yellow No. 6 and Purified Water.</p> <p>Lactulose is a colonic acidifier for treatment and prevention of portal-systemic encephalopathy.</p> <p>The chemical name for lactulose is 4-O-β-D-galactopyranosyl-D-fructofuranose. It has the following structural formula:</p>  <p>The molecular weight is 342.30. It is freely soluble in water.</p> <p>CLINICAL PHARMACOLOGY: Lactulose causes a decrease in blood ammonia concentration and reduces the degree of portal-systemic encephalopathy. These actions are considered to be results of the following:</p> <ul style="list-style-type: none">• Bacterial degradation of lactulose in the colon acidifies the colonic contents.• This acidification of colonic contents results in the retention of ammonia in the colon as the ammonium ion. Since the colonic contents are then more acid than the blood, ammonia can be expected to migrate from the blood into the colon to form the ammonium ion.• The acid colonic contents convert NH₃ to the ammonium ion [NH₄]⁺, trapping it and preventing its absorption.	<ul style="list-style-type: none">• The laxative action of the metabolites of lactulose then expels the trapped ammonium ion from the colon. <p>Experimental data indicate that lactulose is poorly absorbed. Lactulose given orally to man and experimental animals resulted in only small amounts reaching the blood. Urinary excretion has been determined to be 3% or less and is essentially complete within 24 hours.</p> <p>When incubated with extracts of human small intestinal mucosa, lactulose was not hydrolyzed during a 24-hour period and did not inhibit the activity of these extracts on lactose. Lactulose reaches the colon essentially unchanged. There it is metabolized by bacteria with the formation of low molecular weight acids that acidify the colon contents.</p> <p>INDICATIONS AND USAGE: For the prevention and treatment of portal-systemic encephalopathy, including the stages of hepatic pre-coma and coma. Controlled studies have shown that lactulose solution therapy reduces the blood ammonia level by 25 to 50%, this is generally paralleled by an improvement in the patients' mental state and by an improvement in EEG patterns. The clinical response has been observed in about 75% of patients, which is at least as satisfactory as that resulting from neomycin therapy. An increase in patients' protein tolerance is also frequently observed with lactulose solution therapy. In the treatment of chronic portal-systemic encephalopathy, lactulose solution has been given for over 2 years in controlled studies.</p> <p>CONTRAINDICATIONS: Since lactulose solution contains galactose (less than 1.6 g/15 mL), it is contraindicated in patients who require a low galactose diet.</p> <p>WARNINGS: A theoretical hazard may exist for patients being treated with lactulose solution who may be required to undergo electrocautery procedures during proctoscopy or colonoscopy. Accumulation of H₂ gas in significant concentration in the presence of an electrical spark may result in an explosive reaction. Although this complication has not been reported with lactulose, patients on lactulose therapy undergoing such procedures should have a thorough bowel cleansing with a non-fermentable solution. Insufflation of CO₂ as an additional safeguard may be pursued but is considered to be a redundant measure.</p> <p>PRECAUTIONS</p> <p>General: Since lactulose solution contains galactose (less than 1.6 g/15 mL) and lactose (less than 1.2 g/15 mL), it should be used with caution in diabetes.</p>	<p>In the overall management of portal-systemic encephalopathy, it should be recognized that there is serious underlying liver disease with complications such as electrolyte disturbance (e.g., hypokalemia) for which other specific therapy may be required.</p> <p>Infants receiving lactulose may develop hyponatremia and dehydration.</p> <p>Drug Interactions: There have been conflicting reports about the concomitant use of neomycin and lactulose solution. Theoretically, the elimination of certain colonic bacteria by neomycin and possibly other anti-infective agents may interfere with the desired degradation of lactulose and thus prevent the acidification of colonic contents. Thus the status of the lactulose-treated patient should be closely monitored in the event of concomitant oral anti-infective therapy.</p> <p>Results of preliminary studies in humans and rats suggest that nonabsorbable antacids given concurrently with lactulose may inhibit the desired lactulose-induced drop in colonic pH. Therefore, a possible lack of desired effect of treatment should be taken into consideration before such drugs are given concomitantly with lactulose.</p> <p>Other laxatives should not be used, especially during the initial phase of therapy for portal-systemic encephalopathy, because the loose stools resulting from their use may falsely suggest that adequate lactulose dosage has been achieved.</p> <p>Carcinogenesis, Mutagenesis, and Impairment of Fertility: There are no known human data on long-term potential for carcinogenicity, mutagenicity, or impairment of fertility. There are no known animal data on long-term potential for mutagenicity. Administration of lactulose solution in the diet of mice for 18 months in concentrations of 3 and 10 percent (v/w) did not produce any evidence of carcinogenicity.</p> <p>In studies of mice, rats, and rabbits, doses of lactulose solution up to 6 or 12 mL/kg/day produced no deleterious effects in breeding, conception, or parturition.</p> <p>Pregnancy: Teratogenic Effects; Pregnancy Category B. Reproduction studies have been performed in mice, rats, and rabbits at doses up to 2 or 4 times the usual human oral dose and have revealed no evidence of impaired fertility or harm to the fetus due to lactulose. There are, however, no adequate and well-controlled studies in pregnant women. Because animal reproduction studies are not always predictive of human response, this drug should be used during pregnancy only if clearly needed.</p> <p>Nursing Mothers: It is not known whether this drug is excreted in human milk. Because many drugs are excreted in human milk, caution should be exercised when lactulose is administered to a nursing woman.</p>
---	--	---

<p>Pediatric Use: Very little information on the use of lactulose in pediatric patients has been recorded (see DOSAGE AND ADMINISTRATION).</p> <p>ADVERSE REACTIONS: Precise frequency data are not available. Lactulose may produce gaseous distention with flatulence or belching and abdominal discomfort such as cramping in about 20% of patients. Excessive dosage can lead to diarrhea with potential complications such as loss of fluids, hypokalemia, and hypernatremia. Nausea and vomiting have been reported.</p> <p>OVERDOSAGE Signs and Symptoms: There have been no reports of accidental overdosage. In the event of overdosage, it is expected that diarrhea and abdominal cramps would be the major symptoms. Medication should be terminated.</p> <p>Oral LD₅₀: The acute oral LD₅₀ of the drug is 48.8 mL/kg in mice and greater than 30 mL/kg in rats.</p> <p>Dialysis: Dialysis data are not available for lactulose. Its molecular similarity to sucrose, however, would suggest that it should be dialyzable.</p> <p>DOSAGE AND ADMINISTRATION Oral Adult: The usual adult oral dosage is 2 to 3 tablespoons (30 to 45 mL, containing 20 g to 30 g of lactulose) three or four times daily. The dosage may be adjusted every day or two to produce 2 or 3 soft stools daily. Hourly doses of 30 to 45 mL of lactulose may be used to induce the rapid laxation indicated in the initial phase of the therapy of portal-systemic encephalopathy. When the laxative effect has been achieved, the dose of lactulose may then be reduced to the recommended daily dose. Improvement in the patient's condition may occur within 24 hours but may not begin before 48 hours or even later. Continuous long-term therapy is indicated to lessen the severity and prevent the recurrence of portal-systemic encephalopathy. The dose of lactulose for this purpose is the same as the recommended daily dose.</p> <p>Pediatric: Very little information on the use of lactulose in young children and adolescents has been recorded. As with adults, the subjective goal in proper treatment is to produce 2 to 3 soft stools daily. On the basis of information available, the recommended initial daily oral dose in infants is 2.5 to 10 mL in divided doses. For older children and adolescents, the total daily dose is 40 to 90 mL. If the initial dose causes diarrhea, the dose should be reduced immediately. If</p>	<p>diarrhea persists, lactulose should be discontinued.</p> <p>Rectal When the adult patient is in the impending coma or coma stage of portal-systemic encephalopathy and the danger of aspiration exists, or when the necessary endoscopic or intubation procedures physically interfere with the administration of the recommended oral doses, lactulose solution may be given as a retention enema via a rectal balloon catheter. Cleansing enemas containing soap suds or other alkaline agents should not be used.</p> <p>Three hundred mL of lactulose should be mixed with 700 mL of water or physiologic saline and retained for 30 to 60 minutes. Lactulose enema may be repeated every 4 to 6 hours. If this lactulose enema is inadvertently evacuated too promptly, it may be repeated immediately.</p> <p>The goal of treatment is reversal of the coma stage in order that the patient may be able to take oral medication. Reversal of coma may take place within 2 hours of the first enema in some patients. Lactulose given orally in the recommended doses, should be started before lactulose by enema is stopped entirely.</p> <p>HOW SUPPLIED: Lactulose Solution, USP, 10 g/15 mL is a clear, yellow to golden-yellow solution supplied in 1-pint (473 mL) amber plastic bottle and white plastic bottle with child-resistant closures, 4-ounce (118 mL) amber plastic bottle and white plastic bottle with child-resistant closures, 8-ounce (236 mL) amber plastic bottle and white plastic bottle with child-resistant closures, 32-ounce (946 mL) white plastic bottle with foam-lined closure, 64-ounce (1893 mL) white plastic bottle with foam-lined closure, 15 mL and 35 mL unit-dose cups.</p> <p>Lactulose solution contains: 667 mg lactulose/mL (10 g/15 mL).</p> <p>Store at 20-25°C (68-77°F) [See USP Controlled Room Temperature]. Do not freeze. Keep tightly closed.</p> <p>Under recommended storage conditions, a normal darkening of color may occur. Such darkening is characteristic of sugar solutions and does not affect therapeutic action. Prolonged exposure to temperatures above 86°F (30°C) or to direct light may cause extreme darkening and turbidity which may be pharmaceutically objectionable. If this condition develops, do not use.</p> <p>Prolonged exposure to freezing temperatures may cause change to a semisolid, too viscous to pour. Viscosity will return to normal upon warming to room temperature. Dispense in a tight, light-resistant container as defined in the USP, with a child-resistant closure.</p> <p>Manufactured by: Bajaj Medical, 415 W Pershing Rd., Chicago, IL 60609 USA</p>	<p>NDC 61037-471-06</p> <p>LACTULOSE SOLUTION, USP 10 g/15 mL</p> <p>FOR ORAL OR RECTAL ADMINISTRATION INDICATIONS AND DOSAGE: For the prevention and treatment of portal-systemic encephalopathy. See Prescribing Information for full details.</p> <p>EACH 15 mL (ONE TABLESPOONFUL) CONTAINS: 10 g lactulose (and less than 1.6 g galactose, less than 1.2 g lactose, and 0.1 g or less of fructose). Also contains colors (including D&C Yellow No. 10, FD & C Yellow No. 6) and purified water. The pH range is between 2.5 and 6.5.</p> <p>Some patients have found that lactulose solution may be more acceptable when mixed with fruit juice, water, or milk.</p> <p>Product may darken slightly but therapeutic action is not affected. Do not use if extreme darkening or turbidity occurs.</p> <p>PHARMACIST: Dispense in a tight, light-resistant container as defined in the USP, with child-resistant closure.</p> <p>Store at 20-25°C (68-77°F) [See USP Controlled Room Temperature]. Do not freeze. Keep tightly closed.</p> <p>Manufactured by: Bajaj Medical 415 W Pershing Rd. Chicago, IL 60609 USA</p> <p>128 fl oz (3785 mL) Rx Only</p> <p><small>► Lift flap for full Prescribing information</small></p>
---	--	---

LACTULOSE SOLUTION

lactulose solution usp, 10 g/15 ml solution

Product Information			
Product Type	HUMAN PRESCRIPTION DRUG	Item Code (Source)	NDC:61037-471
Route of Administration	ORAL, RECTAL		
Active Ingredient/Active Moiety			
Ingredient Name	Basis of Strength	Strength	
LACTULOSE (UNII: 9U7D5QH5AE) (LACTULOSE - UNII:9U7D5QH5AE)	LACTULOSE	10 g in 15 mL	
Inactive Ingredients			
Ingredient Name	Strength		
FD&C YELLOW NO. 6 (UNII: H77VEI93A8)			
D&C YELLOW NO. 10 (UNII: 35SW5USQ3G)			
WATER (UNII: 059QF0KO0R)			
Product Characteristics			
Color	yellow (Yellow to Golden Yellow)	Score	
Shape		Size	
Flavor		Imprint Code	
Contains			
Packaging			
		Marketing Start	Marketing End

#	Item Code	Package Description	Marketing Start Date	Marketing End Date
1	NDC:61037-471-05	15 mL in 1 CUP, UNIT-DOSE; Type 0: Not a Combination Product	10/14/2021	
2	NDC:61037-471-14	30 mL in 1 CUP, UNIT-DOSE; Type 0: Not a Combination Product	10/14/2021	
3	NDC:61037-471-13	118 mL in 1 BOTTLE; Type 0: Not a Combination Product	10/14/2021	
4	NDC:61037-471-02	236 mL in 1 BOTTLE; Type 0: Not a Combination Product	10/14/2021	
5	NDC:61037-471-12	473 mL in 1 BOTTLE; Type 0: Not a Combination Product	10/14/2021	
6	NDC:61037-471-03	946 mL in 1 BOTTLE; Type 0: Not a Combination Product	10/14/2021	
7	NDC:61037-471-04	1893 mL in 1 JUG; Type 0: Not a Combination Product	10/14/2021	
8	NDC:61037-471-06	3785 mL in 1 JUG; Type 0: Not a Combination Product	10/14/2021	

Marketing Information

Marketing Category	Application Number or Monograph Citation	Marketing Start Date	Marketing End Date
ANDA	ANDA076645	10/14/2021	

Labeler - Bajaj Medical, LLC (078774921)

Registrant - Bajaj Medical, LLC (078774921)

Establishment

Name	Address	ID/FEI	Business Operations
Bajaj Medical, LLC		078774921	analysis(61037-471) , label(61037-471) , manufacture(61037-471) , pack(61037-471)

Revised: 12/2022

Bajaj Medical, LLC