

CLINDAMYCIN PHOSPHATE - clindamycin phosphate gel

Aurobindo Pharma Limited

Clindamycin Phosphate Gel, USP

Rx only

For External Use

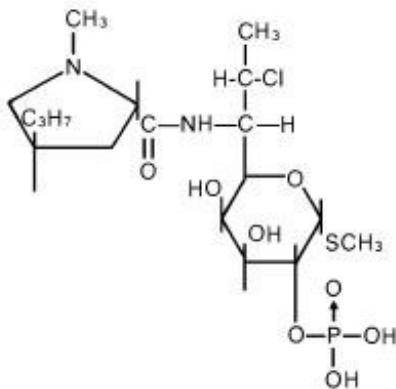
DESCRIPTION

Clindamycin phosphate gel, USP contains clindamycin phosphate, USP, at a concentration equivalent to 10 mg clindamycin per gram.

Clindamycin phosphate is a water soluble ester of the semi-synthetic antibacterial drug produced by a 7(S)-chloro-substitution of the 7(R)-hydroxyl group of the parent compound lincomycin.

The gel contains allantoin, carbomer 974P, methylparaben, polyethylene glycol 400, propylene glycol, sodium hydroxide, and purified water.

The structural formula is represented below:



The chemical name for clindamycin phosphate is Methyl 7-chloro-6,7,8-trideoxy-6-(1-methyl-*trans*-4-propyl-L-2-pyrrolidinecarboxamido)-1-thio-L-*threo*- α -D-*galacto*-octopyranoside 2-(dihydrogen phosphate).

CLINICAL PHARMACOLOGY

Mechanism of Action

The mechanism of action of clindamycin in treating acne vulgaris is unknown.

Pharmacokinetics

Following multiple topical applications of clindamycin phosphate at a concentration

equivalent to 10 mg clindamycin per mL in an isopropyl alcohol and water solution, very low levels of clindamycin are present in the serum (0 to 3 ng/mL) and less than 0.2% of the dose is recovered in urine as clindamycin.

Although clindamycin phosphate is inactive *in vitro*, rapid *in vivo* hydrolysis converts this compound to the antibacterially active clindamycin.

Microbiology

Clindamycin inhibits bacterial protein synthesis by binding to the 23S RNA of the 50S subunit of the ribosome. Clindamycin is bacteriostatic.

Antimicrobial Activity

Clindamycin is active *in vitro* against most isolates of *Propionibacterium acnes*; however, the clinical significance is unknown.

Resistance

Resistance to clindamycin is most often caused by modification of specific bases of the 23S ribosomal RNA. Cross-resistance between clindamycin and lincomycin is complete. Because the binding sites for these antibacterial drugs overlap, cross-resistance is sometimes observed among lincosamides, macrolides and streptogramin B. Macrolide-inducible resistance to clindamycin occurs in some isolates of macrolide-resistant bacteria.

INDICATIONS AND USAGE

Clindamycin phosphate gel is indicated in the treatment of acne vulgaris. In view of the potential for diarrhea, bloody diarrhea and pseudomembranous colitis, the physician should consider whether other agents are more appropriate (see CONTRAINDICATIONS, WARNINGS and ADVERSE REACTIONS).

CONTRAINDICATIONS

Clindamycin phosphate gel is contraindicated in individuals with a history of hypersensitivity to preparations containing clindamycin or lincomycin, a history of regional enteritis or ulcerative colitis, or a history of antibiotic-associated colitis.

WARNINGS

Orally and parenterally administered clindamycin has been associated with severe colitis which may result in patient death. Use of the topical formulation of clindamycin results in systemic absorption from the skin surface. Diarrhea, bloody diarrhea, and colitis (including pseudomembranous colitis) have been reported with the use of topical and systemic clindamycin.

Studies indicate a toxin(s) produced by clostridia is one primary cause of antibiotic-associated colitis. The colitis is usually characterized by severe persistent diarrhea and severe abdominal cramps and may be associated with the passage of blood and mucus. Endoscopic examination may reveal pseudomembranous colitis. Stool culture for *Clostridioides difficile* and stool assay for *C. difficile* toxin may be helpful diagnostically.

When significant diarrhea occurs, the drug should be discontinued. Large bowel endoscopy should be considered to establish a definitive diagnosis in cases of severe diarrhea.

Antiperistaltic agents such as opiates and diphenoxylate with atropine may prolong and/or worsen the condition. Vancomycin has been found to be effective in the treatment of antibiotic-associated pseudomembranous colitis produced by *Clostridioides difficile*. The usual adult dosage is 500 milligrams to 2 grams of vancomycin orally per day in three to four divided doses administered for 7 to 10 days. Cholestyramine or colestipol resins bind vancomycin *in vitro*. If both a resin and vancomycin are to be administered concurrently, it may be advisable to separate the time of administration of each drug.

Diarrhea, colitis, and pseudomembranous colitis have been observed to begin up to several weeks following cessation of oral and parenteral therapy with clindamycin.

PRECAUTIONS

General

Clindamycin phosphate should be prescribed with caution in atopic individuals.

Drug Interactions

Clindamycin has been shown to have neuromuscular blocking properties that may enhance the action of other neuromuscular blocking agents. Therefore, it should be used with caution in patients receiving such agents.

Pregnancy: Teratogenic Effects

In clinical trials with pregnant women, the systemic administration of clindamycin during the second and third trimesters has not been associated with an increased frequency of congenital abnormalities. There are no adequate studies in pregnant women during the first trimester of pregnancy. Clindamycin should be used during the first trimester of pregnancy only if clearly needed.

Nursing Mothers

It is not known whether clindamycin is excreted in breast milk following use of clindamycin phosphate gel. However, orally and parenterally administered clindamycin has been reported to appear in breast milk. Clindamycin has the potential to cause adverse effects on the breast-fed infant's gastrointestinal flora. Monitor the breast-fed infant for possible adverse effects on the gastrointestinal flora, such as diarrhea, candidiasis (thrush, diaper rash) or rarely, blood in the stool indicating possible antibiotic-associated colitis.

The developmental and health benefits of breastfeeding should be considered along with the mother's clinical need for clindamycin and any potential adverse effects on the breast-fed child from clindamycin or from the underlying maternal condition.

Clinical Considerations

If used during lactation and clindamycin phosphate gel is applied to the chest, care should be taken to avoid accidental ingestion by the infant.

Pediatric Use

Safety and effectiveness in pediatric patients under the age of 12 have not been established.

Geriatric Use

Clinical studies for clindamycin phosphate did not include sufficient numbers of subjects aged 65 and over to determine whether they respond differently from younger subjects. Other reported clinical experience has not identified differences in responses between the elderly and younger patients.

ADVERSE REACTIONS

In 18 clinical studies of various formulations of clindamycin phosphate using placebo vehicle and/or active comparator drugs as controls, patients experienced a number of treatment emergent adverse dermatologic events [see table below].

Number of Patients Reporting Events

Treatment Emergent Adverse Event	Solution n=553(%)	Gel n=148(%)	Lotion n=160(%)
Burning	62 (11)	15 (10)	17 (11)
Itching	36 (7)	15 (10)	17 (11)
Burning/Itching	60 (11)	# (-)	# (-)
Dryness	105 (19)	34 (23)	29 (18)
Erythema	86 (16)	10 (7)	22 (14)
Oiliness/Oily Skin	8 (1)	26 (18)	12* (10)
Peeling	61 (11)	# (-)	11 (7)

not recorded

* of 126 subjects

Orally and parenterally administered clindamycin has been associated with severe colitis which may end fatally.

Cases of diarrhea, bloody diarrhea and colitis (including pseudomembranous colitis) have been reported as adverse reactions in patients treated with oral and parenteral formulations of clindamycin and rarely with topical clindamycin (see WARNINGS).

Abdominal pain, gastrointestinal disturbances, gram-negative folliculitis, eye pain and contact dermatitis have also been reported in association with the use of topical formulations of clindamycin.

To report SUSPECTED ADVERSE REACTIONS, contact Aurobindo Pharma USA, Inc. at 1-866-850-2876 or FDA at 1-800-FDA-1088 or www.fda.gov/medwatch.

OVERDOSAGE

Topically applied clindamycin phosphate can be absorbed in sufficient amounts to produce systemic effects (see WARNINGS).

DOSAGE AND ADMINISTRATION

Apply a thin film of clindamycin phosphate gel twice daily to affected area.

HOW SUPPLIED

Clindamycin phosphate gel USP, 1% containing clindamycin phosphate, USP equivalent to 10 mg clindamycin per gram is available in the following sizes:

60 gram tube—NDC 59651-806-60

30 gram tube—NDC 59651-806-30

Store at 20° to 25°C (68° to 77°F); excursions permitted to 15° to 30°C (59° to 86°F) [See USP Controlled Room Temperature].

Protect from freezing.

Distributed by:

Aurobindo Pharma USA, Inc.
279 Princeton-Hightstown Road
East Windsor, NJ 08520

Manufactured by:

Aurobindo Pharma Limited
Hyderabad-500 032, India

Issued: November 2025

PACKAGE LABEL-PRINCIPAL DISPLAY PANEL - 1% (60 g Tube Label)

Rx only

NDC 59651-806-60

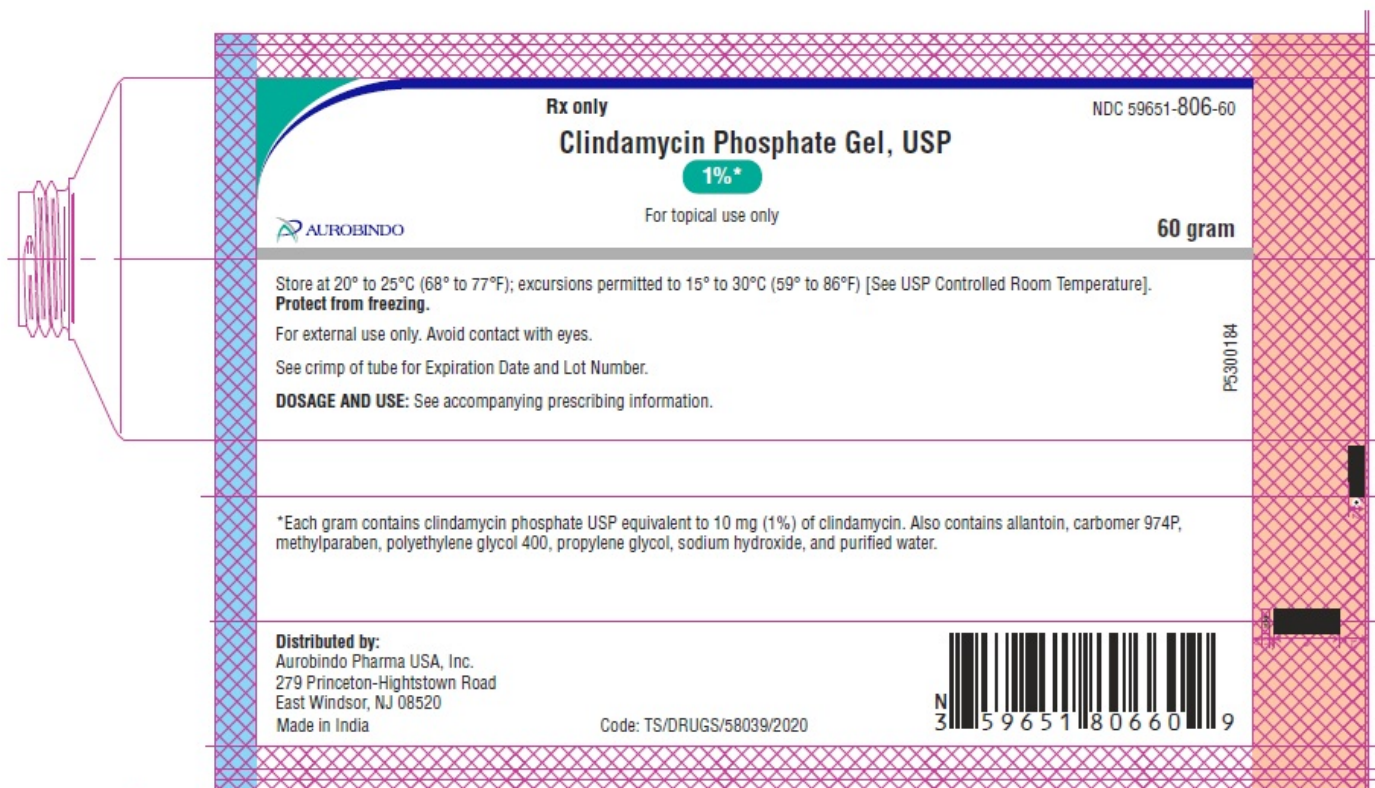
Clindamycin Phosphate Gel, USP

1%*

For topical use only

AUROBINDO

60 gram



PACKAGE LABEL-PRINCIPAL DISPLAY PANEL - 1% (60 g Tube Carton Label)

Rx only

NDC 59651-806-60

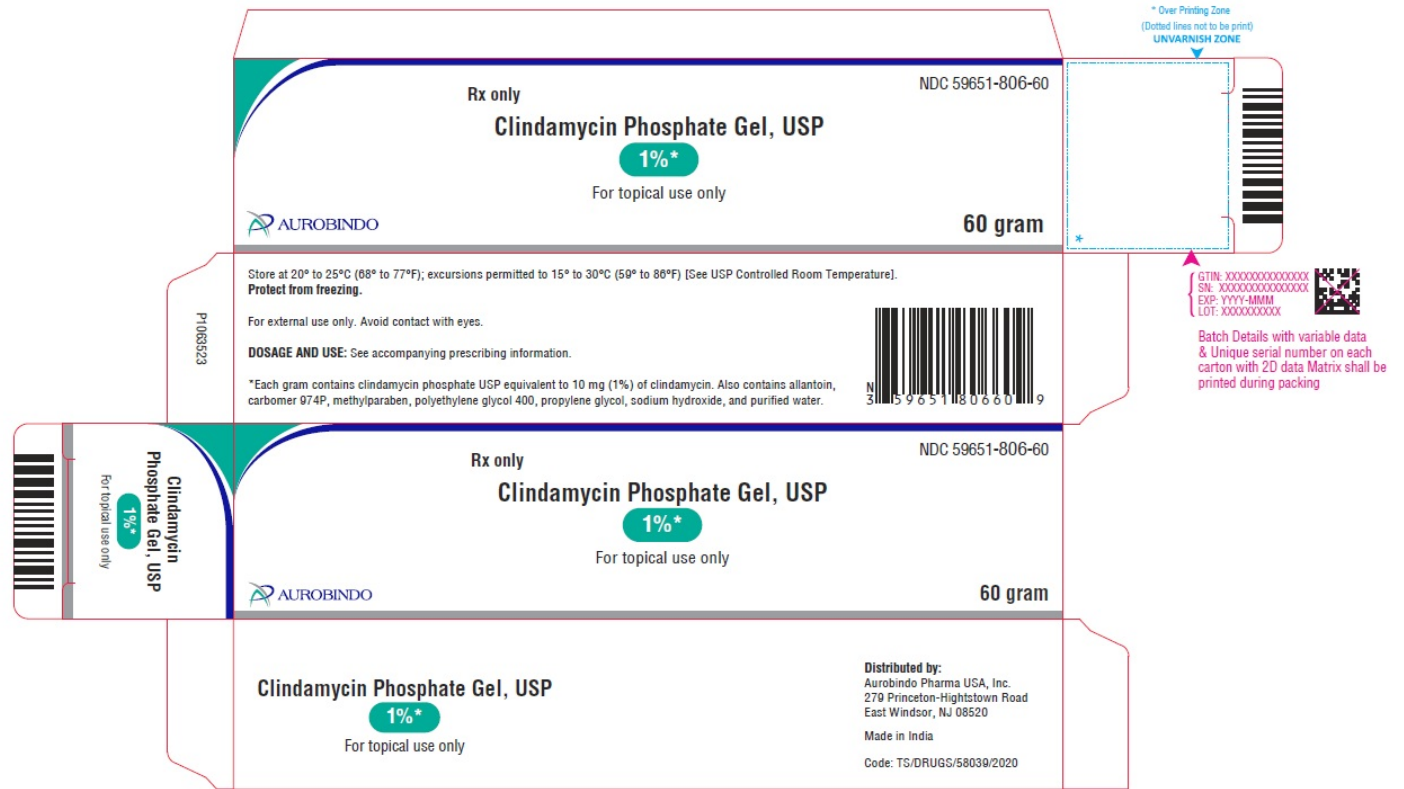
Clindamycin Phosphate Gel, USP

1%*

For topical use only

AUROBINDO

60 gram



CLINDAMYCIN PHOSPHATE

clindamycin phosphate gel

Product Information

Product Type	HUMAN PRESCRIPTION DRUG	Item Code (Source)	NDC:59651-806
Route of Administration	TOPICAL		

Active Ingredient/Active Moiety

Ingredient Name	Basis of Strength	Strength
CLINDAMYCIN PHOSPHATE (UNII: EH6D7113I8) (CLINDAMYCIN - UNII:3U02EL437C)	CLINDAMYCIN	10 mg in 1 g

Inactive Ingredients

Ingredient Name	Strength
ALLANTOIN (UNII: 344S277G0Z)	
CARBOMER HOMOPOLYMER TYPE B (ALLYL PENTAERYTHRITOL CROSSLINKED) (UNII: HHT01ZNK31)	
METHYLPARABEN (UNII: A2I8C7HI9T)	
POLYETHYLENE GLYCOL 400 (UNII: B697894SGQ)	
PROPYLENE GLYCOL (UNII: 6DC9Q167V3)	
SODIUM HYDROXIDE (UNII: 55X04QC32I)	
WATER (UNII: 059QF0KO0R)	

Packaging

#	Item Code	Package Description	Marketing Start Date	Marketing End Date
1	NDC:59651-806-60	1 in 1 CARTON	03/18/2026	
1		60 g in 1 TUBE; Type 0: Not a Combination Product		
2	NDC:59651-806-30	1 in 1 CARTON	03/18/2026	
2		30 g in 1 TUBE; Type 0: Not a Combination Product		

Marketing Information

Marketing Category	Application Number or Monograph Citation	Marketing Start Date	Marketing End Date
ANDA	ANDA218942	03/18/2026	

Labeler - Aurobindo Pharma Limited (650082092)

Establishment

Name	Address	ID/FEI	Business Operations
APL HEALTHCARE LIMITED		878100017	ANALYSIS(59651-806) , MANUFACTURE(59651-806)

Revised: 3/2026

Aurobindo Pharma Limited