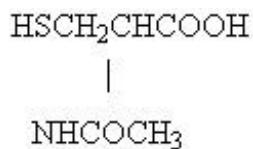


ACETYLCYSTEINE- acetylcysteine solution **Somerset Therapeutics, LLC**

Acetylcysteine Solution, USP

DESCRIPTION

Acetylcysteine solution, USP is for inhalation (mucolytic agent) or oral administration (acetaminophen antidote), available as a sterile, unpreserved solution (NOT FOR INJECTION). The solutions contain 20% acetylcysteine (200 mg/mL) or 10% acetylcysteine (100 mg/mL) acetylcysteine, with edetate disodium in water for injection. Sodium hydroxide is added to adjust pH (range 6.0 to 7.5). Acetylcysteine is the N-acetyl derivative of the naturally-occurring amino acid, cysteine. The compound is a white crystalline powder with the molecular formula $C_5H_9NO_3S$, a molecular weight of 163.2, and chemical name of N-acetyl-L-cysteine. Acetylcysteine has the following structural formula.



This product contains the following inactive ingredients: edetate disodium, sodium hydroxide, and water for injection.

Acetylcysteine solution, USP as a Mucolytic Agent

CLINICAL PHARMACOLOGY

The viscosity of pulmonary mucous secretions depends on the concentrations of mucoprotein and, to a lesser extent, deoxyribonucleic acid (DNA). The latter increases with increasing purulence owing to the presence of cellular debris. The mucolytic action of acetylcysteine is related to the sulfhydryl group in the molecule. This group probably "opens" disulfide linkages in mucus thereby lowering the viscosity. The mucolytic activity of acetylcysteine is unaltered by the presence of DNA, and increases with increasing pH. Significant mucolysis occurs between pH 7 and 9.

Acetylcysteine undergoes rapid deacetylation *in vivo* to yield cysteine or oxidation to yield diacetylcysteine.

Occasionally, patients exposed to the inhalation of an acetylcysteine aerosol respond with the development of increased airways obstruction of varying and unpredictable severity. Those patients who are reactors cannot be identified a priori from a random patient population. Even when patients are known to have reacted previously to the inhalation of an acetylcysteine aerosol, they may not react during a subsequent treatment. The converse is also true; patients who have had inhalation treatments of acetylcysteine without incident may still react to a subsequent inhalation with increased airways obstruction. Most patients with bronchospasm are quickly relieved by the use of

a bronchodilator given by nebulization. If bronchospasm progresses, the medication should be discontinued immediately.

INDICATIONS AND USAGE

Acetylcysteine solution, USP is indicated as adjuvant therapy for patients with abnormal, viscid, or inspissated mucous secretions in such conditions as:

Chronic bronchopulmonary disease (chronic emphysema, emphysema with bronchitis, chronic asthmatic bronchitis, tuberculosis, bronchiectasis and primary amyloidosis of the lung)

Acute bronchopulmonary disease (pneumonia, bronchitis, tracheobronchitis) Pulmonary complications of cystic fibrosis

Tracheostomy care

Pulmonary complications associated with surgery

Use during anesthesia

Post-traumatic chest conditions

Atelectasis due to mucous obstruction

Diagnostic bronchial studies (bronchograms, bronchspirometry, and bronchial wedge catheterization)

CONTRAINDICATIONS

Acetylcysteine solution is contraindicated in those patients who are sensitive to it.

WARNINGS

After proper administration of acetylcysteine solution, an increased volume of liquified bronchial secretions may occur. When cough is inadequate, the airway must be maintained open by mechanical suction if necessary. Where there is a mechanical block due to foreign body or local accumulation, the airway should be cleared by endotracheal aspiration, with or without bronchoscopy. Asthmatics under treatment with acetylcysteine solution should be watched carefully. Most patients with bronchospasm are quickly relieved by the use of a bronchodilator given by nebulization. If bronchospasm progresses, the medication should be discontinued immediately.

PRECAUTIONS

General

With the administration of acetylcysteine solution, the patient may observe initially a slight disagreeable odor that is soon not noticeable. With a face mask there may be stickiness on the face after nebulization. This is easily removed by washing with water.

Under certain conditions, a color change may occur in acetylcysteine solution in the opened bottle. The light purple color is the result of a chemical reaction which does not

significantly affect safety or mucolytic effectiveness of acetylcysteine solution.

Continued nebulization of acetylcysteine solution with a dry gas will result in an increased concentration of the drug in the nebulizer because of evaporation of the solvent. Extreme concentration may impede nebulization and efficient delivery of the drug. Dilution of the nebulizing solution with appropriate amounts of Sterile Water for Injection, USP, as concentration occurs, will obviate this problem.

Drug Interactions

Drug stability and safety of acetylcysteine solution when mixed with other drugs in a nebulizer have not been established.

CARCINOGENESIS AND MUTAGENESIS AND IMPAIRMENT OF FERTILITY

Carcinogenesis

Carcinogenicity studies in laboratory animals have not been performed with acetylcysteine solution alone, nor with acetylcysteine solution in combination with isoproterenol.

Long-term oral studies of acetylcysteine solution alone in rats (12 months of treatment followed by 6 months of observation) at doses up to 1,000 mg/kg/day (5.2 times the human mucolytic dose) provided no evidence of oncogenic activity.

Mutagenesis

Published data¹ indicate that acetylcysteine is not mutagenic in the Ames test, both with and without metabolic activation.

Impairment of Fertility

A reproductive toxicity test to assess potential impairment of fertility was performed with acetylcysteine (10%) combined with isoproterenol (0.05%) and administered as an aerosol into a chamber of 12.43 cubic meters. The combination was administered for 25, 30, or 35 minutes twice a day for 68 days before mating, to 200 male and 150 female rats; no adverse effects were noted in dams or pups. Females after mating were continued on treatment for the next 42 days.

Reproductive toxicity studies of acetylcysteine solution in the rat given oral doses of acetylcysteine solution up to 1,000 mg/kg (5.2 times the human mucolytic dose) have also been reported in the literature.¹ The only adverse effect observed was a slight non-dose-related reduction in fertility at dose levels of 500 or 1,000 mg/kg/day (2.6 or 5.2 times the human mucolytic dose) in the Segment I study.

Pregnancy: Teratogenic Effects:

In a teratology study of acetylcysteine solution in the rabbit, oral doses of 500 mg/kg/day (2.6 times the human mucolytic dose) were administered to pregnant does by intubation on days 6 through 16 of gestation. Acetylcysteine solution was found to be nonteratogenic under the conditions of the study.

In the rabbit, two groups (one of 14 and one of 16 pregnant females) were exposed to an aerosol of 10% acetylcysteine solution and 0.05% isoproterenol hydrochloride for 30 or 35 minutes twice a day from the 6th through the 18th day of pregnancy. No teratogenic effects were observed among the offspring.

Teratology and a perinatal and postnatal toxicity study in rats were performed with a combination of acetylcysteine solution and isoproterenol administered by the inhalation route. In the rat, two groups of 25 pregnant females each were exposed to the aerosol for 30 and 35 minutes, respectively, twice a day from the 6th through the 15th day of gestation. No teratogenic effects were observed among the offspring.

In the pregnant rat (30 rats per group), twice-daily exposure to an aerosol of acetylcysteine solution and isoproterenol for 30 or 35 minutes from the 15th day of gestation through the 21st day postpartum was without adverse effect on dams or newborns.

Reproduction studies of acetylcysteine solution with isoproterenol have been performed in rats and of acetylcysteine solution alone in rabbits at doses up to 2.6 times the human dose. These have revealed no evidence of impaired fertility or harm to the fetus due to acetylcysteine solution. There are, however, no adequate and well-controlled studies in pregnant women. Because animal reproduction studies may not always be predictive of human responses, this drug should be used during pregnancy only if clearly needed.

Nursing Mothers

It is not known whether this drug is excreted in human milk. Because many drugs are excreted in human milk, caution should be exercised when acetylcysteine solution is administered to a nursing woman.

ADVERSE REACTIONS

Adverse effects have included stomatitis, nausea, vomiting, fever, rhinorrhea, drowsiness, clamminess, chest tightness, and bronchoconstriction. Clinically overt acetylcysteine solution induced bronchospasm occurs infrequently and unpredictably even in patients with asthmatic bronchitis or bronchitis complicating bronchial asthma.

Acquired sensitization to acetylcysteine solution has been reported rarely. Reports of sensitization in patients have not been confirmed by patch testing. Sensitization has been confirmed in several inhalation therapists who reported a history of dermal eruptions after frequent and extended exposure to acetylcysteine solution.

Reports of irritation to the tracheal and bronchial tracts have been received and although hemoptysis has occurred in patients receiving acetylcysteine solution such findings are not uncommon in patients with bronchopulmonary disease and a causal relationship has not been established.

To report SUSPECTED ADVERSE REACTIONS, contact Somerset Therapeutics, LLC at 1- 800-417-9175 or FDA at 1-800 -FDA-1088 or www.fda.gov/medwatch

DOSAGE AND ADMINISTRATION

General

Acetylcysteine solution is available in rubber stoppered glass vials containing 4 or 30 mL. The 20% solution may be diluted to a lesser concentration with either sodium chloride for injection, sodium chloride for inhalation, sterile water for injection, or sterile water for inhalation. The 10% solution may be used undiluted.

Acetylcysteine solution does not contain an antimicrobial agent, and care must be taken to minimize contamination of the sterile solution. If only a portion of the solution in a vial is used, store the remainder in a refrigerator and use for inhalation only within 96 hours.

NEBULIZATION—FACE MASK, MOUTH PIECE, TRACHEOSTOMY

When nebulized into a face mask, mouth piece, or tracheostomy, 1 to 10 mL of the 20% solution or 2 to 20 mL of the 10% solution may be given every 2 to 6 hours; the recommended dose for most patients is 3 to 5 mL of the 20% solution or 6 to 10 mL of the 10% solution 3 to 4 times a day.

NEBULIZATION TENT, CROUPETTE

In special circumstances it may be necessary to nebulize into a tent or croupette, and this method of use must be individualized to take into account the available equipment and the patient's particular needs. This form of administration requires very large volumes of the solution, occasionally as much as 300 mL during a single treatment period.

If a tent or croupette must be used, the recommended dose is the volume of acetylcysteine solution (using 10% or 20%) that will maintain a very heavy mist in the tent or croupette for the desired period. Administration for intermittent or continuous prolonged periods, including overnight, may be desirable.

DIRECT INSTILLATION

When used by direct instillation, 1 to 2 mL of a 10% to 20% solution may be given as often as every hour.

When used for the routine nursing care of patients with tracheostomy, 1 to 2 mL of a 10% to 20% solution may be given every 1 to 4 hours by instillation into the tracheostomy.

Acetylcysteine solution may be introduced directly into a particular segment of the bronchopulmonary tree by inserting (under local anesthesia and direct vision) a small plastic catheter into the trachea. Two to 5 mL of the 20% solution may then be instilled by means of a syringe connected to the catheter.

Acetylcysteine solution may also be given through a percutaneous intratracheal catheter. One to 2 mL of the 20% or 2 to 4 mL of the 10% solution every 1 to 4 hours may then be given by a syringe attached to the catheter.

DIAGNOSTIC BRONCHOGRAMS

For diagnostic bronchial studies, two to three administrations of 1 to 2 mL of the 20% solution or 2 to 4 mL of the 10% solution should be given by nebulization or by instillation intratracheally, prior to the procedure.

Administration of Aerosol

MATERIALS

Acetylcysteine solution may be administered using conventional nebulizers made of plastic or glass. Certain materials used in nebulization equipment react with acetylcysteine solution. The most reactive of these are certain metals (notably iron and copper) and rubber. Where materials may come into contact with acetylcysteine solution, parts made of the following acceptable materials should be used: glass, plastic,

aluminum, anodized aluminum, chromed metal, tantalum, sterling silver, or stainless steel. Silver may become tarnished after exposure, but this is not harmful to the drug action or to the patient.

NEBULIZING GASES

Compressed tank gas (air) or an air compressor should be used to provide pressure for nebulizing the solution. Oxygen may also be used but should be used with the usual precautions in patients with severe respiratory disease and CO₂ retention.

APPARATUS

Acetylcysteine solution is usually administered as fine nebulae and the nebulizer used should be capable of providing optimal quantities of a suitable range of particle sizes.

Commercially available nebulizers will produce nebulae of acetylcysteine solution satisfactory for retention in the respiratory tract. Most of the nebulizers tested will supply a high proportion of the drug solution as particles of less than 10 microns in diameter. Mitchell² has shown that particles less than 10 microns should be retained in the respiratory tract satisfactorily.

Various intermittent positive pressure breathing devices nebulized acetylcysteine solution with a satisfactory efficiency including: No. 40 De Vilbiss (The De Vilbiss Co., Somerset, Pennsylvania) and the Bennett Twin-Jet Nebulizer (Puritan Bennett Corp., Oak at 13th, Kansas City, Missouri).

The nebulized solution may be inhaled directly from the nebulizer. Nebulizers may also be attached to plastic face masks or plastic mouthpieces. Suitable nebulizers may also be fitted for use with the various intermittent positive pressure breathing (IPPB) machines. The nebulizing equipment should be cleaned immediately after use because the residues may clog the smaller orifices or corrode metal parts.

Hand bulbs are not recommended for routine use for nebulizing acetylcysteine solution because their output is generally too small. Also, some hand-operated nebulizers deliver particles that are larger than optimum for inhalation therapy.

Acetylcysteine solution should not be placed directly into the chamber of a heated (hot pot) nebulizer. A heated nebulizer may be part of the nebulization assembly to provide a warm saturated atmosphere if the acetylcysteine solution aerosol is introduced by means of a separate unheated nebulizer. Usual precautions for administration of warm saturated nebulae should be observed.

The nebulized solution may be breathed directly from the nebulizer. Nebulizers may also be attached to plastic face masks, plastic face tents, plastic mouth pieces, conventional plastic oxygen tents, or head tents. Suitable nebulizers may also be fitted for use with the various intermittent positive pressure breathing (IPPB) machines.

The nebulizing equipment should be cleaned immediately after use, otherwise the residues may occlude the fine orifices or corrode metal parts.

PROLONGED NEBULIZATION

When three fourths of the initial volume of acetylcysteine solution have been nebulized, a quantity of sterile water for injection (approximately equal to the volume of solution remaining) should be added to the nebulizer. This obviates any concentration of the agent in the residual solvent remaining after prolonged nebulization.

Compatibility

The physical and chemical compatibility of acetylcysteine solutions with certain other drugs that might be concomitantly administered by nebulization, direct instillation, or topical application has been studied.

Acetylcysteine solution should not be mixed with certain antibiotics. For example, the antibiotics tetracycline hydrochloride, oxytetracycline hydrochloride, and erythromycin lactobionate were found to be incompatible when mixed in the same solution. These agents may be administered from separate solutions if administration of these agents is desirable.

The supplying of these data should not be interpreted as a recommendation for combining acetylcysteine solution with other drugs. The table is not presented as positive assurance that no incompatibility will be present, since these data are based only on short-term compatibility studies done in the Mead Johnson Research Center. Manufacturers may change their formulations, and this could alter compatibilities. These data are intended to serve only as a guide for predicting compounding problems.

If it is deemed advisable to prepare an admixture, it should be administered as soon as possible after preparation. Do not store unused mixtures.

IN VITRO COMPATIBILITY¹ TESTS OF ACETYLCYSTEINE SOLUTION			
PRODUCT AND/OR AGENT	COMPATIBILITY RATING	RATIO TESTED ⁶	
		ACETYLCYSTEINE	PRODUCT OR AGENT
ANESTHETIC, GAS			
Halothane	Compatible	20%	Infinite
Nitrous Oxide	Compatible	20%	Infinite
ANESTHETIC, LOCAL			
Cocaine HCl	Compatible	10%	5%
Lidocaine HCl	Compatible	10%	2%
Tetracaine HCl	Compatible	10%	1%
ANTIBACTERIALS (A parenteral form of each antibiotic was used)			
Bacitracin ^{2,3} (mix and use at once)	Compatible	10%	5,000 U/mL
Chloramphenicol Sodium Succinate	Compatible	20%	20 mg/mL
Carbenicillin Disodium ² (mix and use at once)	Compatible	10%	125 mg/mL
Gentamicin Sulfate ²	Compatible	10%	20 mg/mL
Kanamycin Sulfate ² (mix and use at once)	Compatible	10%	167 mg/mL
	Compatible	17%	85 mg/mL
Lincomycin HCl ²	Compatible	10%	150 mg/mL
Neomycin Sulfate ²	Compatible	10%	100 mg/mL
Novobiocin Sodium ²	Compatible	10%	25 mg/mL
Penicillin G Potassium ² (mix and use at once)	Compatible	10%	25,000 U/mL
Polymyxin B Sulfate ²	Compatible	10%	100,000 U/mL
	Compatible	10%	50,000 U/mL

Cephalothin Sodium	Compatible	10%	110 mg/mL
Colistimethate Sodium ²			
(mix and use at once)	Compatible	10%	37.5 mg/mL
Vancomycin HCl ²	Compatible	10%	25 mg/mL
Amphotericin B	Incompatible	4%-15%	1.0-4.0 mg/mL
Chlortetracycline HCl ²	Incompatible	10%	12.5 mg/mL
Erythromycin Lactobionate	Incompatible	10%	15 mg/mL
Oxytetracycline HCl	Incompatible	10%	12.5 mg/mL
Ampicillin Sodium	Incompatible	10%	50 mg/mL
Tetracycline HCl	Incompatible	10%	12.5 mg/mL
BRONCHODILATORS			
Isoproterenol HCl ²	Compatible	3.0%	0.5%
Isoproterenol HCl ²	Compatible	10%	0.05%
Isoproterenol HCl ²	Compatible	20%	0.05%
Isoproterenol HCl	Compatible	13.3% (2 parts)	.33% (1 part)
Isoetharine HCl	Compatible	13.3%	.33% (1 part)
Epinephrine HCl	Compatible	13.3% (2 parts)	.33% (1 part)
CONTRAST MEDIA			
Iodized Oil	Incompatible	20%/20 mL	40%/10 mL
DECONGESTANTS			
Phenylephrine HCl ²	Compatible	3.0%	.25%
Phenylephrine HCl	Compatible	13.3% (2 parts)	17% (1 part)
ENZYMES			
Chymotrypsin	Incompatible	5%	400 γ/mL
Trypsin	Incompatible	5%	400 γ/mL
SOLVENTS			
Alcohol	Compatible	12%	10% - 20%
Propylene Glycol	Compatible	3%	10%
STEROIDS			
Dexamethasone Sodium Phosphate	Compatible	16%	0.8 mg/mL
Prednisolone Sodium Phosphate ⁵	Compatible	16.7%	3.3 mg/mL
OTHER AGENTS			
Hydrogen Peroxide	Incompatible	(All ratios)	
Sodium Bicarbonate	Compatible	20% (1 part)	4.2% (1 part)

The rating, Compatible, means that there was no significant physical change in the admixture when compared with a control solution of the PRODUCT AND/OR AGENT, and that there was no predicted chemical incompatibility. All of the admixtures have been tested for short-term chemical compatibility by assaying for the concentration of acetylcysteine solution after mixing.

Acetylcysteine solution, USP as an antidote for acetaminophen overdose

CLINICAL PHARMACOLOGY

(Antidotal) Acetaminophen is rapidly absorbed from the upper gastrointestinal tract with peak plasma levels occurring between 30 and 60 minutes after therapeutic doses and usually within 4 hours following an overdose. The parent compound, which is nontoxic, is extensively metabolized in the liver to form principally the sulfate and glucuronide conjugates which are also nontoxic and are rapidly excreted in the urine. A small fraction of an ingested dose is metabolized in the liver by the cytochrome P-450 mixed function oxidase enzyme system to form a reactive, potentially toxic, intermediate metabolite which preferentially conjugates with hepatic glutathione to form the nontoxic cysteine and mercapturic acid derivatives which are then excreted by the kidney. Therapeutic doses of acetaminophen do not saturate the glucuronide and sulfate conjugation pathways and do not result in the formation of sufficient reactive metabolite to deplete glutathione stores. However, following ingestion of a large overdose (150 mg/kg or greater) the glucuronide and sulfate conjugation pathways are saturated resulting in a larger fraction of the drug being metabolized via the P-450 pathway. The increased formation of reactive metabolite may deplete the hepatic stores of glutathione with subsequent binding of the metabolite to protein molecules within the hepatocyte resulting in cellular necrosis.

Acetylcysteine solution has been shown to reduce the extent of liver injury following acetaminophen overdose. Its effectiveness depends on early oral administration, with benefit seen principally in patients treated within 16 hours of the overdose. Acetylcysteine solution probably protects the liver by maintaining or restoring the glutathione levels, or by acting as an alternate substrate for conjugation with, and thus detoxification of, the reactive metabolite.

INDICATIONS

Acetylcysteine solution, administered orally, is indicated as an antidote to prevent or lessen hepatic injury which may occur following the ingestion of a potentially hepatotoxic quantity of acetaminophen.

It is essential to initiate treatment as soon as possible after the overdose and, in any case, within 24 hours of ingestion.

CONTRAINDICATIONS

There are no contraindications to oral administration of acetylcysteine solution in the treatment of acetaminophen overdose.

WARNINGS

Generalized urticaria has been observed rarely in patients receiving oral acetylcysteine solution for acetaminophen overdose. If this occurs or other allergic symptoms appear, treatment with acetylcysteine solution should be discontinued unless it is deemed essential and the allergic symptoms can be otherwise controlled.

If encephalopathy due to hepatic failure becomes evident, acetylcysteine solution treatment should be discontinued to avoid further administration of nitrogenous substances. There are no data indicating that acetylcysteine solution influences hepatic failure, but this remains a theoretical possibility.

PRECAUTIONS

Occasionally severe and persistent vomiting occurs as a symptom of acute acetaminophen overdose. Treatment with oral acetylcysteine solution may aggravate the

vomiting. Patients at risk of gastric hemorrhage (e.g., esophageal varices, peptic ulcers, etc.) should be evaluated concerning the risk of upper gastrointestinal hemorrhage versus the risk of developing hepatic toxicity, and treatment with acetylcysteine solution given accordingly.

Dilution of the acetylcysteine solution (see Preparation of Acetylcysteine solution for Oral Administration) minimizes the propensity of oral acetylcysteine solution to aggravate vomiting.

ADVERSE REACTIONS

Oral administration of acetylcysteine solution, especially in the large doses needed to treat acetaminophen overdose, may result in nausea, vomiting and other gastrointestinal symptoms. Rash with or without mild fever has been observed rarely.

DOSAGE & ADMINISTRATION

General

Regardless of the quantity of acetaminophen reported to have been ingested, administer acetylcysteine (acetylcysteine) immediately if 24 hours or less have elapsed from the reported time of ingestion of an overdose of acetaminophen. Do not await results of assays for acetaminophen level before initiating treatment with acetylcysteine solution. The following procedures are recommended:

1. The stomach should be emptied promptly by lavage or by inducing emesis with syrup of ipecac. Syrup of ipecac should be given in a dose of 15 mL for children up to age 12 and 30 mL for adolescents and adults followed immediately by drinking copious quantities of water. The dose should be repeated if emesis does not occur in 20 minutes.
2. In the case of a mixed drug overdose, activated charcoal may be indicated. However, if activated charcoal has been administered, lavage before administering acetylcysteine solution treatment. Activated charcoal adsorbs acetylcysteine solution *in vitro* and may do so in patients and thereby may reduce its effectiveness.
3. Draw blood for predetoxification acetaminophen plasma assay and baseline SGOT, SGPT, bilirubin, prothrombin time, creatinine, BUN, blood sugar and electrolytes.
4. Administer the loading dose of acetylcysteine, 140 mg per kg of body weight. (Prepare acetylcysteine for oral administration as described in the specific Dosage Guide and Preparation table.)
5. Determine subsequent action based on predetoxification plasma acetaminophen information. Choose **ONE** of the following four courses of therapy.
 1. Predetoxification plasma acetaminophen level is clearly in the toxic range (See Acetaminophen Assays - Interpretation and Methodology below):

Administer a first maintenance dose (70 mg/kg acetylcysteine) 4 hours after the loading dose. The maintenance dose is then repeated at 4-hour intervals for a total of 17 doses.

Monitor hepatic and renal function and electrolytes throughout the detoxification process.

2. Predetoxification acetaminophen level could not be obtained:

Proceed as in A.

3. Predetoxification acetaminophen level is clearly in the nontoxic range (beneath the dashed line on the nomogram) and you know that acetaminophen overdose occurred at least 4 hours before the predetoxification acetaminophen plasma assays:

Discontinue administration of acetylcysteine solution.

4. Predetoxification acetaminophen level was in the non-toxic range, but time of ingestion was unknown or less than 4 hours.

Because the level of acetaminophen at the time of the predetoxification assay may not be a peak value (peak may not be achieved before 4 hours post-ingestion), obtain a second plasma level in order to decide whether or not the full 17-dose detoxification treatment is necessary.

6. If the patient vomits any oral dose within 1 hour of administration, repeat that dose.

7. In the occasional instances where the patient is persistently unable to retain the orally administered acetylcysteine solution, the antidote may be administered by duodenal intubation.

8. Repeat SGOT, SGPT, bilirubin, prothrombin time, creatinine, BUN, blood sugar and electrolytes daily if the acetaminophen plasma level is in the potentially toxic range as discussed below.

Preparation of Acetylcysteine Solution for Oral Administration

Oral administration requires dilution of the 20% solution with diet cola or other diet soft drinks, to a final concentration of 5% (see Dosage Guide and Preparation table). If administered via gastric tube or Miller-Abbott tube, water may be used as the diluent. The dilutions should be freshly prepared and utilized within one hour. Remaining undiluted solutions in opened vials can be stored in the refrigerator up to 96 hours. ACETYLCYSTEINE SOLUTION IS NOT APPROVED FOR PARENTERAL INJECTION.

Acetaminophen Assays - Interpretation and Methodology

The acute ingestion of acetaminophen in quantities of 150 mg/kg or greater may result in hepatic toxicity. However, the reported history of the quantity of a drug ingested as an overdose is often inaccurate and is not a reliable guide to therapy of the overdose. THEREFORE, PLASMA OR SERUM ACETAMINOPHEN CONCENTRATIONS, DETERMINED AS EARLY AS POSSIBLE, BUT NO SOONER THAN 4 HOURS FOLLOWING AN ACUTE OVERDOSE, ARE ESSENTIAL IN ASSESSING THE POTENTIAL RISK OF HEPATOTOXICITY. IF AN ASSAY FOR ACETAMINOPHEN CANNOT BE OBTAINED, IT IS NECESSARY TO ASSUME THAT THE OVERDOSE IS POTENTIALLY TOXIC.

INTERPRETATION OF ACETAMINOPHEN ASSAYS

1. When results of the plasma acetaminophen assay are available refer to the nomogram below to determine if plasma concentration is in the potentially toxic range. Values above the solid line connecting 200 µg/mL at 4 hours with 50 µg/mL at 12 hours are associated with a possibility of hepatic toxicity if an antidote is not administered. (Do not wait for assay results to begin acetylcysteine treatment.)

2. If the predetoxification plasma level is above the broken line continue with maintenance doses of acetylcysteine solution. It is better to err on the safe side and thus the broken line is placed 25% below the solid line which defines possible toxicity.

3. If the predetoxification plasma level is below the broken line described above, there is minimal risk of hepatic toxicity and acetylcysteine solution treatment can be discontinued.

ACETAMINOPHEN ASSAY METHODOLOGY

Assay procedures most suitable for determining acetaminophen concentrations utilize high pressure liquid chromatography (HPLC) or gas liquid chromatography (GLC). The assay should measure only parent acetaminophen and not conjugated. The assay procedures listed below fulfill this requirement:

SELECTED TECHNIQUES (NONINCLUSIVE)

HPLC:

GLC

Colorimetric

Supportive Treatment of Acetaminophen Overdose

DOSAGE GUIDE AND PREPARATION

Doses in relation to body weight are:

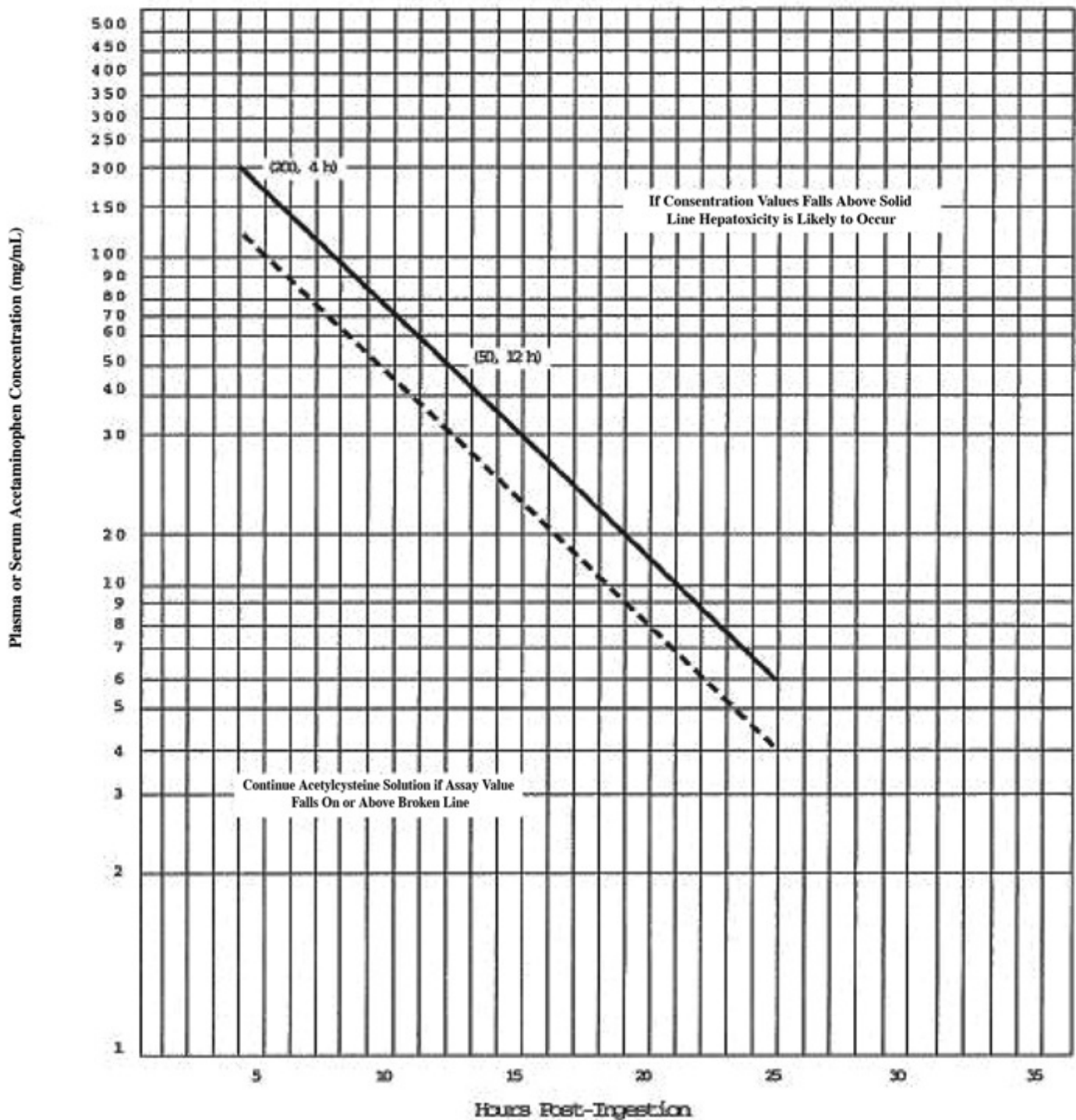
Loading Dose of Acetylcysteine Solution **					
Body Weight		grams Acetylcysteine	mL of 20% Acetylcysteine	mL of Diluent	Total mL of 5% Solution
(kg)	(lb)				
100-109	220-240	15	75	225	300
90-99	198-218	14	70	210	280
80-89	176-196	13	65	195	260
70-79	154-174	11	55	165	220
60-69	132-152	10	50	150	200
50-59	110-130	8	40	120	160
40-49	88-108	7	35	105	140
30-39	66-86	6	30	90	120
20-29	44-64	4	20	60	80
Maintenance Dose**					
(kg)	(lb)				
100-109	220-240	7.5	37	113	150
90-99	198-218	7	35	105	140
80-89	176-196	6.5	33	97	130
70-79	154-174	5.5	28	82	110
60-69	132-152	5	25	75	100
50-59	110-130	4	20	60	80
40-49	88-108	3.5	18	52	70
30-39	66-86	3	15	45	60
20-29	44-64	2	10	30	40

** If patient weighs less than 20 kg (usually patients younger than 6 years), calculate the dose of acetylcysteine solution. Each mL of 20% acetylcysteine contains 200 mg of acetylcysteine. The loading dose is 140 mg per kilogram of body weight. The maintenance dose is 70 mg/kg. Three (3) mL of diluent are added to each mL of 20% acetylcysteine. Do not decrease the proportion of diluent.

Estimating Potential for Hepatotoxicity

The following nomogram has been developed to estimate the probability that plasma levels in relation to intervals post ingestion will result in hepatotoxicity.

**Plasma or Serum Acetaminophen Concentration v
Time Post-acetaminophen Ingestion**



Adapted from Rumack and Matthews, Pediatrics 1975; 55: 871-876.

HOW SUPPLIED

Acetylcysteine solution, USP is available in rubber stoppered glass vials containing 4 or 30 mL. The 20% solution may be diluted to a lesser concentration with either sodium chloride for injection, sodium chloride for inhalation, sterile water for injection, or sterile water for inhalation. The 10% solution may be used undiluted.

Acetylcysteine solution, USP is sterile, clear colourless to light purple colour solution, not for injection and can be used for inhalation (mucolytic agent) or oral administration (acetaminophen antidote). It is available as:

Acetylcysteine 20: 20% acetylcysteine solution (200 mg acetylcysteine per mL).

NDC 70069-020-03 Cartons of three 30 mL vials

NDC 70069-019-25 Cartons of twenty-five 4 mL vials

Acetylcysteine 10: 10% acetylcysteine solution (100 mg acetylcysteine per mL).

NDC 70069-018-25 Cartons of twenty-five 4 mL vials

Storage

Store unopened vials at 20°-25°C (68°-77°F); excursions permitted to 15°-30°C (59°-86°F) (see USP Controlled Room Temperature).

Acetylcysteine solution does not contain an antimicrobial agent, and care must be taken to minimize contamination of the sterile solution. Dilutions of acetylcysteine solution should be used freshly prepared and utilized within one hour. If only a portion of the solution in a vial is used, store the remaining undiluted portion in a refrigerator and use within 96 hours.

SPL UNCLASSIFIED

Manufactured for:

Somerset Therapeutics, LLC

Somerset, NJ 08873

Made in India

Code No.: KR/DRUGS/KTK/28/289/97

1201150

ST-ACS/P/01

Revised: February 2025

PACKAGE LABEL.PRINCIPAL DISPLAY PANEL

Container label – 30 mL

ACETYLCYSTEINE SOLUTION, USP

20% (200 mg/mL)

NDC 70069-020-01

NDC 70069-020-01

Rx only

Acetylcysteine Solution, USP

20% (200 mg/mL)

For Inhalation (Mucolytic Agent) or Oral Administration (Acetaminophen Antidote)

NOT FOR INJECTION

PRESERVATIVE FREE

30 mL Vial

Each mL contains: Acetylcysteine 200 mg (20%), edetate disodium 0.025%, water for injection q.s. pH adjusted with sodium hydroxide. pH (range 6.0 to 7.5).

WARNING: DISCARD OPENED CONTAINER AFTER 96 HOURS.

Store at 20°C to 25°C (68°F to 77°F) (See USP controlled room temperature). STORE IN REFRIGERATOR 2°C to 8°C (36°F to 46°F) AFTER OPENING. A change in color may occur after opening. This does not change the efficacy of the drug. Acetylcysteine may be diluted to a lesser concentration with an appropriate solution.

Directions for Use: See package insert.
Discard after _____/_____/_____

Manufactured for:
Somerset Therapeutics, LLC
Somerset, NJ 08873
Customer Care # 1-800-417-9175

Made in India
Code No.:KR/DRUGS/KTK/28/289/97
1201161

ST-ACS23/L/01



Keep area blank and varnish free for overprinting LOT and EXP

40 x 12mm

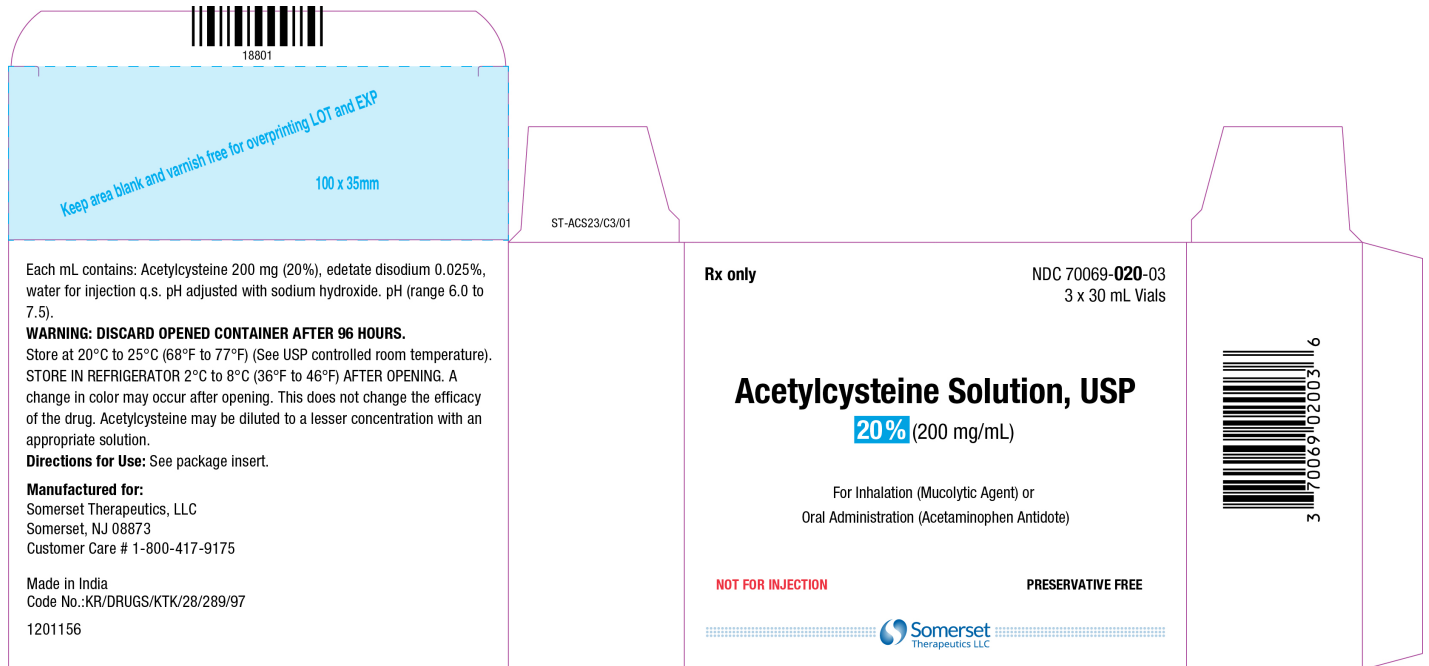
Carton label - 30 mL

ACETYLCYSTEINE SOLUTION, USP

20% (200 mg/mL)

NDC 70069-020-03

3 x 30 mL VIALS



Container label - 4 mL

ACETYLCYSTEINE SOLUTION, USP

20% (200 mg/mL)

NDC 70069-019-01




<p>NDC 70069-019-01 Rx only</p> <h1>Acetylcysteine Solution, USP</h1> <p>20% (200 mg/mL)</p> <p>For Inhalation (Mucolytic Agent) or Oral Administration (Acetaminophen Antidote)</p> <p>NOT FOR INJECTION</p> <p>PRESERVATIVE FREE</p> <p>4 mL Vial</p>	<p>Each mL contains: Acetylcysteine 200 mg (20%), edetate disodium 0.025%, water for injection q.s. pH adjusted with sodium hydroxide. pH (range 6.0 to 7.5).</p> <p>WARNING: DISCARD OPENED CONTAINER AFTER 96 HOURS. Store at 20°C to 25°C (68°F to 77°F) (See USP controlled room temperature). STORE IN REFRIGERATOR 2°C to 8°C (36°F to 46°F) AFTER OPENING. A change in color may occur after opening. This does not change the efficacy of the drug. Acetylcysteine may be diluted to a lesser concentration with an appropriate solution.</p> <p>Discard after ____/____/____</p> <p>Manufactured for: Somerset Therapeutics, LLC Somerset, NJ 08873</p> <p>Made in India Code No.:KR/DRUGS/KTK/28/289/97</p>	<p>ST-ACS21/L/01</p>  <p>3 70069 01901 6</p>	<p>Keep area blank and varnish free for overprinting LOT and EXP</p> <p>10 x 20mm</p>
---	---	---	---

Carton label - 4 mL

ACETYLCYSTEINE SOLUTION, USP

20% (200 mg/mL)

NDC 70069-019-25

 <p>18701</p> <p>Keep area blank and varnish free for overprinting LOT and EXP</p> <p>107 x 62 mm</p> <p>Acetylcysteine Solution, USP</p> <p>20% (200 mg/mL)</p> <p>For Inhalation (Mucolytic Agent) or Oral Administration (Acetaminophen Antidote)</p> <p>NOT FOR INJECTION</p> <p>PRESERVATIVE FREE</p> <p>NDC 70069-019-25</p> <p>25 x 4 mL Vials</p> <p>Rx only</p>	<p>ST-ACS21/C25/01</p>	<p>Rx only</p> <p>NDC 70069-019-25 25 x 4 mL Vials</p> <h2>Acetylcysteine Solution, USP</h2> <p>20% (200 mg/mL)</p> <p>For Inhalation (Mucolytic Agent) or Oral Administration (Acetaminophen Antidote)</p> <p>NOT FOR INJECTION</p> <p>PRESERVATIVE FREE</p> 	 <p>3 70069 01925 2</p>
--	------------------------	--	--

Container label - 4 mL

ACETYLCYSTEINE SOLUTION, USP

10% (100 mg/mL)

NDC 70069-018-01

NDC 70069-018-01

Rx only

Acetylcysteine Solution, USP

10% (100 mg/mL)

For Inhalation (Mucolytic Agent) or Oral Administration (Acetaminophen Antidote)

NOT FOR INJECTION
PRESERVATIVE FREE

4 mL Vial

Each mL contains: Acetylcysteine 100 mg (10%), edetate disodium 0.025%, water for injection q.s. pH adjusted with sodium hydroxide. pH (range 6.0 to 7.5).

WARNING: DISCARD OPENED CONTAINER AFTER 96 HOURS. Store at 20°C to 25°C (68°F to 77°F) (See USP controlled room temperature). STORE IN REFRIGERATOR 2°C to 8°C (36°F to 46°F) AFTER OPENING. A change in color may occur after opening. This does not change the efficacy of the drug. Acetylcysteine may be diluted to a lesser concentration with an appropriate solution.

Discard after _____/_____/_____

Manufactured for:
Somerset Therapeutics, LLC
Somerset, NJ 08873
Made in India
Code No.:KR/DRUGS/KTK/28/289/97

1201159

ST-ACS11/L/01



Keep area blank and varnish free for overprinting LOT and EXP


10 x 20mm

Carton label - 4 mL

ACETYLCYSTEINE SOLUTION, USP

10% (100 mg/mL)

NDC 70069-018-25



ACETYLCYSTEINE

acetylcysteine solution

Product Information

Product Type	HUMAN PRESCRIPTION DRUG	Item Code (Source)	NDC:70069-018
Route of Administration	RESPIRATORY (INHALATION)		

Active Ingredient/Active Moiety

Ingredient Name	Basis of Strength	Strength
-----------------	-------------------	----------

ACETYLCYSTEINE (UNII: WYQ7N0BPYC) (ACETYLCYSTEINE - UNII:WYQ7N0BPYC)	ACETYLCYSTEINE	100 mg in 1 mL
---	----------------	-------------------

Inactive Ingredients

Ingredient Name	Strength
EDETATE DISODIUM (UNII: 7FLD91C86K)	
WATER (UNII: 059QF0KO0R)	

Packaging

#	Item Code	Package Description	Marketing Start Date	Marketing End Date
1	NDC:70069-018-25	25 in 1 CARTON	03/04/2025	
1	NDC:70069-018-01	4 mL in 1 VIAL; Type 0: Not a Combination Product		

Marketing Information

Marketing Category	Application Number or Monograph Citation	Marketing Start Date	Marketing End Date
ANDA	ANDA219194	03/04/2025	

ACETYLCYSTEINE

acetylcysteine solution

Product Information

Product Type	HUMAN PRESCRIPTION DRUG	Item Code (Source)	NDC:70069-019
Route of Administration	RESPIRATORY (INHALATION)		

Active Ingredient/Active Moiety

Ingredient Name	Basis of Strength	Strength
ACETYLCYSTEINE (UNII: WYQ7N0BPYC) (ACETYLCYSTEINE - UNII:WYQ7N0BPYC)	ACETYLCYSTEINE	100 mg in 1 mL

Inactive Ingredients

Ingredient Name	Strength
EDETATE DISODIUM (UNII: 7FLD91C86K)	
WATER (UNII: 059QF0KO0R)	

Packaging

#	Item Code	Package Description	Marketing Start Date	Marketing End Date

#	Item Code	Package Description	Marketing Start Date	Marketing End Date
1	NDC:70069-019-25	25 in 1 CARTON	03/04/2025	
1	NDC:70069-019-01	4 mL in 1 VIAL; Type 0: Not a Combination Product		

Marketing Information

Marketing Category	Application Number or Monograph Citation	Marketing Start Date	Marketing End Date
ANDA	ANDA219194	03/04/2025	

ACETYLCYSTEINE

acetylcysteine solution

Product Information

Product Type	HUMAN PRESCRIPTION DRUG	Item Code (Source)	NDC:70069-020
Route of Administration	RESPIRATORY (INHALATION)		

Active Ingredient/Active Moiety

Ingredient Name	Basis of Strength	Strength
ACETYLCYSTEINE (UNII: WYQ7N0BPYC) (ACETYLCYSTEINE - UNII:WYQ7N0BPYC)	ACETYLCYSTEINE	100 mg in 1 mL

Inactive Ingredients

Ingredient Name	Strength
EDETATE DISODIUM (UNII: 7FLD91C86K)	
WATER (UNII: 059QF0KO0R)	

Packaging

#	Item Code	Package Description	Marketing Start Date	Marketing End Date
1	NDC:70069-020-03	3 in 1 CARTON	03/04/2025	
1	NDC:70069-020-01	30 mL in 1 VIAL; Type 0: Not a Combination Product		

Marketing Information

Marketing Category	Application Number or Monograph Citation	Marketing Start Date	Marketing End Date
ANDA	ANDA219194	03/04/2025	

Labeler - Somerset Therapeutics, LLC (079947873)

Registrant - Somerset Therapeutics, LLC (079947873)

Establishment

Name	Address	ID/FEI	Business Operations
Somerset Therapeutics Private Limited		677236695	ANALYSIS(70069-018, 70069-019, 70069-020) , LABEL(70069-018, 70069-019, 70069-020) , PACK(70069-018, 70069-019, 70069-020) , MANUFACTURE(70069-018, 70069-019, 70069-020)

Revised: 3/2025

Somerset Therapeutics, LLC