

OCTREOTIDE- octreotide acetate injection, solution
Fresenius Kabi USA, LLC

Octreotide Acetate Injection

Rx only

DESCRIPTION

Octreotide Acetate Injection, a cyclic octapeptide prepared as a clear sterile solution of octreotide, acetate salt, in a buffered acetate solution for administration by deep subcutaneous (intrafat) or intravenous injection. Octreotide acetate, known chemically as L-Cysteinamide, D-phenylalanyl-L-cysteinyl-L-phenylalanyl-D-tryptophyl-L-lysyl-L-threonyl-N-[2-hydroxy-1-(hydroxymethyl)propyl]-, cyclic (2 → 7)-disulfide; [R-(R*, R*)] acetate salt, is a long-acting octapeptide with pharmacologic actions mimicking those of the natural hormone somatostatin.

Octreotide Acetate Injection is available as: sterile 1 mL single dose vials in 3 strengths, containing 50, 100, or 500 mcg octreotide (as acetate).

Each mL of the single dose vial also contains:

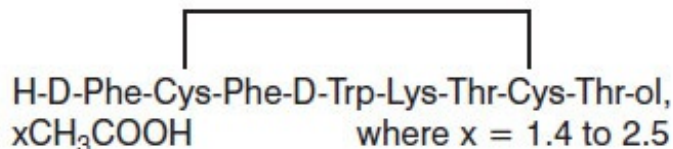
sodium chloride 7 mg

glacial acetic acid, USP 2 mg

sodium acetate trihydrate, USP 2 mg

water for injection, USPqs to 1 mL

The molecular weight of octreotide acetate is 1019.3 (free peptide, C₄₉H₆₆N₁₀O₁₀S₂) and its amino acid sequence is:



CLINICAL PHARMACOLOGY

Octreotide acetate exerts pharmacologic actions similar to the natural hormone, somatostatin. It is an even more potent inhibitor of growth hormone, glucagon, and insulin than somatostatin. Like somatostatin, it also suppresses LH response to GnRH, decreases splanchnic blood flow, and inhibits release of serotonin, gastrin, vasoactive intestinal peptide, secretin, motilin, and pancreatic polypeptide.

By virtue of these pharmacological actions, octreotide acetate has been used to treat the symptoms associated with metastatic carcinoid tumors (flushing and diarrhea), and Vasoactive Intestinal Peptide (VIP) secreting adenomas (watery diarrhea).

Octreotide acetate substantially reduces growth hormone and/or IGF-I (somatomedin C) levels in patients with acromegaly.

Single doses of octreotide acetate have been shown to inhibit gallbladder contractility and to decrease bile secretion in normal volunteers. In controlled clinical trials the incidence of gallstone or biliary sludge formation was markedly increased (see **WARNINGS**).

Octreotide acetate suppresses secretion of thyroid stimulating hormone (TSH).

Pharmacokinetics

After subcutaneous injection, octreotide is absorbed rapidly and completely from the injection site.

Peak concentrations of 5.2 ng/mL (100 mcg dose) were reached 0.4 hours after dosing. Using a specific radioimmunoassay, intravenous and subcutaneous doses were found to be bioequivalent. Peak concentrations and area under the curve values were dose proportional after intravenous single doses up to 200 mcg and subcutaneous single doses up to 500 mcg and after subcutaneous multiple doses up to 500 mcg t.i.d. (1,500 mcg/day).

In healthy volunteers the distribution of octreotide from plasma was rapid ($t_{1/2} = 0.2$ h), the volume of distribution (V_{dss}) was estimated to be 13.6 L, and the total body clearance ranged from 7 L/hr to 10 L/hr. In blood, the distribution into the erythrocytes was found to be negligible and about 65% was bound in the plasma in a concentration-independent manner. Binding was mainly to lipoprotein and, to a lesser extent, to albumin.

The elimination of octreotide from plasma had an apparent half-life of 1.7 to 1.9 hours compared with 1 to 3 minutes with the natural hormone. The duration of action of octreotide acetate is variable but extends up to 12 hours depending upon the type of tumor. About 32% of the dose is excreted unchanged into the urine. In an elderly population, dose adjustments may be necessary due to a significant increase in the half-life (46%) and a significant decrease in the clearance (26%) of the drug.

In patients with acromegaly, the pharmacokinetics differ somewhat from those in healthy volunteers. A mean peak concentration of 2.8 ng/mL (100 mcg dose) was reached in 0.7 hours after subcutaneous dosing. The volume of distribution (V_{dss}) was estimated to be 21.6 ± 8.5 L and the total body clearance was increased to 18 L/h. The mean percent of the drug bound was 41.2%. The disposition and elimination half-lives were similar to normals.

In patients with renal impairment the elimination of octreotide from plasma was prolonged and total body clearance reduced. In mild renal impairment (Cl_{CR} 40 to 60 mL/min) octreotide $t_{1/2}$ was 2.4 hours and total body clearance was 8.8 L/hr, in moderate impairment (Cl_{CR} 10 to 39 mL/min) $t_{1/2}$ was 3 hours and total body clearance 7.3 L/hr, and in severely renally impaired patients not requiring dialysis ($Cl_{CR} < 10$ mL/min) $t_{1/2}$ was 3.1 hours and total body clearance was 7.6 L/hr. In patients with severe renal failure requiring dialysis, total body clearance was reduced to about half that found in healthy subjects (from approximately 10 L/hr to 4.5 L/hr).

Patients with liver cirrhosis showed prolonged elimination of drug, with octreotide $t_{1/2}$ increasing to 3.7 hr and total body clearance decreasing to 5.9 L/hr, whereas patients with fatty liver disease showed $t_{1/2}$ increased to 3.4 hr and total body clearance of 8.2 L/hr.

INDICATIONS AND USAGE

Acromegaly

Octreotide Acetate Injection is indicated to reduce blood levels of growth hormone and IGF-I (somatomedin C) in acromegaly patients who have had inadequate response to or cannot be treated with surgical resection, pituitary irradiation, and bromocriptine mesylate at maximally tolerated doses. The goal is to achieve normalization of growth hormone and IGF-I (somatomedin C) levels (see **DOSAGE AND ADMINISTRATION**). In patients with acromegaly, Octreotide Acetate Injection reduces growth hormone to within normal ranges in 50% of patients and reduces IGF-I (somatomedin C) to within normal ranges in 50% to 60% of patients. Since the effects of pituitary irradiation may not become maximal for several years, adjunctive therapy with Octreotide Acetate Injection to reduce blood levels of growth hormone and IGF-I (somatomedin C) offers potential benefit before the effects of irradiation are manifested.

Improvement in clinical signs and symptoms or reduction in tumor size or rate of growth were not shown in clinical trials performed with Octreotide Acetate Injection; these trials were not optimally designed to detect such effects.

Carcinoid Tumors

Octreotide Acetate Injection is indicated for the symptomatic treatment of patients with metastatic carcinoid tumors where it suppresses or inhibits the severe diarrhea and flushing episodes associated with the disease.

Octreotide Acetate Injection studies were not designed to show an effect on the size, rate of growth or development of metastases.

Vasoactive Intestinal Peptide Tumors

(VIPomas)

Octreotide Acetate Injection is indicated for the treatment of the profuse watery diarrhea associated with VIP-secreting tumors. Octreotide Acetate Injection studies were not designed to show an effect on the size, rate of growth or development of metastases.

CONTRAINDICATIONS

Sensitivity to this drug or any of its components.

WARNINGS

Single doses of octreotide acetate have been shown to inhibit gallbladder contractility and decrease bile secretion in normal volunteers. In clinical trials (primarily patients with acromegaly or psoriasis), the incidence of biliary tract abnormalities was 63% (27% gallstones, 24% sludge without stones, 12% biliary duct dilatation). The incidence of stones or sludge in patients who received octreotide acetate for 12 months or longer was 52%. Less than 2% of patients treated with octreotide acetate for 1 month or less developed gallstones. The incidence of gallstones did not appear related to age, sex or dose.

Like patients without gallbladder abnormalities, the majority of patients developing gallbladder abnormalities on ultrasound had gastrointestinal symptoms. The symptoms were not specific for gallbladder disease. A few patients developed acute cholecystitis, ascending cholangitis, biliary obstruction, cholestatic hepatitis, or pancreatitis during octreotide acetate therapy or following its withdrawal. One patient developed ascending cholangitis during octreotide acetate therapy and died.

PRECAUTIONS

General

Octreotide acetate alters the balance between the counter-regulatory hormones, insulin, glucagon and growth hormone, which may result in hypoglycemia or hyperglycemia. Octreotide acetate also suppresses secretion of thyroid stimulating hormone, which may result in hypothyroidism. Cardiac conduction abnormalities have also occurred during treatment with octreotide acetate. However, the incidence of these adverse events during long-term therapy was determined vigorously only in acromegaly patients who, due to their underlying disease and/or the subsequent treatment they receive, are at an increased risk for the development of diabetes mellitus, hypothyroidism, and cardiovascular disease. Although the degree to which these abnormalities are related to octreotide acetate therapy is not clear, new abnormalities of glycemic control, thyroid function and ECG developed during octreotide acetate therapy as described below.

Risk of Pregnancy with Normalization of IGF-1 and GH

Although acromegaly may lead to infertility, there are reports of pregnancy in acromegalic women. In women with active acromegaly who have been unable to become pregnant, normalization of GH and IGF-1 may restore fertility. Female patients of childbearing potential should be advised to use adequate contraception during treatment with octreotide.

The hypoglycemia or hyperglycemia which occurs during octreotide acetate therapy is usually mild,

but may result in overt diabetes mellitus or necessitate dose changes in insulin or other hypoglycemic agents. Hypoglycemia and hyperglycemia occurred on octreotide acetate in 3% and 16% of acromegalic patients, respectively. Severe hyperglycemia, subsequent pneumonia, and death following initiation of octreotide acetate therapy was reported in one patient with no history of hyperglycemia.

In patients with concomitant Type I diabetes mellitus, octreotide acetate is likely to affect glucose regulation, and insulin requirements may be reduced. Symptomatic hypoglycemia, which may be severe, has been reported in these patients. In non-diabetics and Type II diabetics with partially intact insulin reserves, octreotide acetate administration may result in decreases in plasma insulin levels and hyperglycemia. It is therefore recommended that glucose tolerance and antidiabetic treatment be periodically monitored during therapy with these drugs.

In acromegalic patients, 12% developed biochemical hypothyroidism only, 8% developed goiter, and 4% required initiation of thyroid replacement therapy while receiving octreotide acetate. Baseline and periodic assessment of thyroid function (TSH, total and/or free T₄) is recommended during chronic therapy.

In acromegalics, bradycardia (<50 bpm) developed in 25%; conduction abnormalities occurred in 10% and arrhythmias occurred in 9% of patients during octreotide acetate therapy. Other EKG changes observed included QT prolongation, axis shifts, early repolarization, low voltage, R/S transition, and early R wave progression. These ECG changes are not uncommon in acromegalic patients. Dose adjustments in drugs such as beta-blockers that have bradycardia effects may be necessary. In one acromegalic patient with severe congestive heart failure, initiation of octreotide acetate therapy resulted in worsening of CHF with improvement when drug was discontinued. Confirmation of a drug effect was obtained with a positive rechallenge.

Several cases of pancreatitis have been reported in patients receiving octreotide acetate therapy.

Octreotide acetate may alter absorption of dietary fats in some patients.

In patients with severe renal failure requiring dialysis, the half-life of octreotide acetate may be increased, necessitating adjustment of the maintenance dosage.

Depressed vitamin B₁₂ levels and abnormal Schilling's tests have been observed in some patients receiving octreotide acetate therapy, and monitoring of vitamin B₁₂ levels is recommended during chronic octreotide acetate therapy.

Information for Patients

Careful instruction in sterile subcutaneous injection technique should be given to the patients and to other persons who may administer octreotide acetate injection.

Laboratory Tests

Laboratory tests that may be helpful as biochemical markers in determining and following patient response depend on the specific tumor. Based on diagnosis, measurement of the following substances may be useful in monitoring the progress of therapy:

Acromegaly:	Growth Hormone, IGF-I (somatomedin C) Responsiveness to octreotide acetate may be evaluated by determining growth hormone levels at 1 to 4 hour intervals for 8 to 12 hours post dose. Alternatively, a single measurement of IGF-I (somatomedin C) level may be made two weeks after drug initiation or dosage change.
Carcinoid:	5-HIAA (urinary 5-hydroxyindole acetic acid), plasma serotonin, plasma Substance P
VIPoma:	VIP (plasma vasoactive intestinal peptide)

Baseline and periodic total and/or free T4 measurements should be performed during chronic therapy (see **PRECAUTIONS, General**).

Drug Interactions

Octreotide acetate has been associated with alterations in nutrient absorption, so it may have an effect on absorption of orally administered drugs. Concomitant administration of octreotide acetate with cyclosporine may decrease blood levels of cyclosporine and result in transplant rejection.

Patients receiving insulin, oral hypoglycemic agents, beta-blockers, calcium channel blockers, or agents to control fluid and electrolyte balance, may require dose adjustments of these therapeutic agents.

Concomitant administration of octreotide and bromocriptine increases the availability of bromocriptine. Limited published data indicate that somatostatin analogs might decrease the metabolic clearance of compounds known to be metabolized by cytochrome P450 enzymes, which may be due to the suppression of growth hormones. Since it cannot be excluded that octreotide may have this effect, other drugs mainly metabolized by CYP3A4 and which have a low therapeutic index (e.g., quinidine, terfenadine) should therefore be used with caution.

Drug Laboratory Test Interactions

No known interference exists with clinical laboratory tests, including amine or peptide determinations.

Carcinogenesis/Mutagenesis/Impairment of Fertility

Studies in laboratory animals have demonstrated no mutagenic potential of octreotide acetate.

No carcinogenic potential was demonstrated in mice treated subcutaneously for 85 to 99 weeks at doses up to 2,000 mcg/kg/day (8x the human exposure based on body surface area). In a 116-week subcutaneous study in rats, a 27% and 12% incidence of injection site sarcomas or squamous cell carcinomas was observed in males and females, respectively, at the highest dose level of 1,250 mcg/kg/day (10x the human exposure based on body surface area) compared to an incidence of 8% to 10% in the vehicle-control groups. The increased incidence of injection site tumors was most probably caused by irritation and the high sensitivity of the rat to repeated subcutaneous injections at the same site. Rotating injection sites would prevent chronic irritation in humans. There have been no reports of injection site tumors in patients treated with octreotide acetate for up to 5 years. There was also a 15% incidence of uterine adenocarcinomas in the 1,250 mcg/kg/day females compared to 7% in the saline-control females and 0% in the vehicle-control females. The presence of endometritis coupled with the absence of corpora lutea, the reduction in mammary fibroadenomas, and the presence of uterine dilatation suggest that the uterine tumors were associated with estrogen dominance in the aged female rats which does not occur in humans.

Octreotide acetate did not impair fertility in rats at doses up to 1,000 mcg/kg/day, which represents 7x the human exposure based on body surface area.

Pregnancy Category B

There are no adequate and well-controlled studies of octreotide use in pregnant women. Reproduction studies have been performed in rats and rabbits at doses up to 16 times the highest recommended human dose based on body surface area and have revealed no evidence of harm to the fetus due to octreotide. However, because animal reproduction studies are not always predictive of human response, this drug should be used during pregnancy only if clearly needed.

In postmarketing data, a limited number of exposed pregnancies have been reported in patients with acromegaly. Most women were exposed to octreotide during the first trimester of pregnancy at doses ranging from 100 to 300 mcg/day of octreotide acetate injection subcutaneous or 20 to 30 mg/month of octreotide acetate for injectable suspension, however some women elected to continue octreotide

therapy throughout pregnancy. In cases with a known outcome, no congenital malformations were reported.

Nursing Mothers

It is not known whether this drug is excreted in human milk. Because many drugs are excreted in milk, caution should be exercised when octreotide acetate is administered to a nursing woman.

Pediatric Use

Safety and efficacy of octreotide acetate injection in the pediatric population have not been demonstrated.

No formal controlled clinical trials have been performed to evaluate the safety and effectiveness of octreotide acetate in pediatric patients under age 6 years. In post-marketing reports, serious adverse events, including hypoxia, necrotizing enterocolitis, and death, have been reported with octreotide acetate use in children, most notably in children under 2 years of age. The relationship of these events to octreotide has not been established as the majority of these pediatric patients had serious underlying co-morbid conditions.

The efficacy and safety of octreotide using the octreotide acetate for injectable suspension formulation was examined in a single randomized, double-blind, placebo-controlled, six-month pharmacokinetics study in 60 pediatric patients age 6 to 17 years with hypothalamic obesity resulting from cranial insult. The mean octreotide concentration after 6 doses of 40 mg octreotide acetate for injectable suspension administered by IM injection every four weeks was approximately 3 ng/ml. Steady-state concentrations was achieved after 3 injections of a 40 mg dose. Mean BMI increased 0.1 kg/m² in octreotide acetate for injectable suspension treated subjects compared to 0 kg/m² in saline control-treated subjects. Efficacy was not demonstrated. Diarrhea occurred in 11 of 30 (37%) patients treated with octreotide acetate for injectable suspension. No unexpected adverse events were observed. However, with octreotide acetate for injectable suspension 40 mg once a month, the incidence of new cholelithiasis in this pediatric population (33%) was higher than that seen in other adults indications such as acromegaly (22%) or malignant carcinoid syndrome (24%), where octreotide acetate for injectable suspension was 10 to 30 mg once a month.

Geriatric Use

Clinical studies of octreotide acetate did not include sufficient numbers of subjects aged 65 and over to determine whether they respond differently from younger subjects. Other reported clinical experience has not identified differences in responses between the elderly and younger patients. In general dose selection for an elderly patient should be cautious, usually starting at the low end of the dosing range, reflecting the greater frequency of decreased hepatic, renal, or cardiac function, and of concomitant disease or other drug therapy.

ADVERSE REACTIONS

Gallbladder Abnormalities

Gallbladder abnormalities, especially stones and/or biliary sludge, frequently develop in patients on chronic octreotide acetate therapy (see **WARNINGS**).

Cardiac

In acromegalics, sinus bradycardia (<50 bpm) developed in 25%; conduction abnormalities occurred in 10% and arrhythmias developed in 9% of patients during octreotide acetate therapy (see **PRECAUTIONS, General**).

Gastrointestinal

Diarrhea, loose stools, nausea and abdominal discomfort were each seen in 34% to 61% of acromegalic patients in U.S. studies although only 2.6% of the patients discontinued therapy due to these symptoms. These symptoms were seen in 5% to 10% of patients with other disorders.

The frequency of these symptoms was not dose-related, but diarrhea and abdominal discomfort generally resolved more quickly in patients treated with 300 mcg/day than in those treated with 750 mcg/day. Vomiting, flatulence, abnormal stools, abdominal distention, and constipation were each seen in less than 10% of patients.

In rare instances, gastrointestinal side effects may resemble acute intestinal obstruction, with progressive abdominal distension, severe epigastric pain, abdominal tenderness and guarding.

Hypo/Hyperglycemia

Hypoglycemia and hyperglycemia occurred in 3% and 16% of acromegalic patients, respectively, but only in about 1.5% of other patients. Symptoms of hypoglycemia were noted in approximately 2% of patients.

Hypothyroidism

In acromegalics, biochemical hypothyroidism alone occurred in 12% while goiter occurred in 6% during octreotide acetate therapy (see **PRECAUTIONS, General**). In patients without acromegaly, hypothyroidism has only been reported in several isolated patients and goiter has not been reported.

Other Adverse Events

Pain on injection was reported in 7.7%, headache in 6% and dizziness in 5%. Pancreatitis was also observed (see **WARNINGS** and **PRECAUTIONS**).

Other Adverse Events 1% to 4%

Other events (relationship to drug not established), each observed in 1% to 4% of patients, included fatigue, weakness, pruritus, joint pain, backache, urinary tract infection, cold symptoms, flu symptoms, injection site hematoma, bruise, edema, flushing, blurred vision, pollakiuria, fat malabsorption, hair loss, visual disturbance and depression.

Other Adverse Events <1%

Events reported in less than 1% of patients and for which relationship to drug is not established are listed: *Gastrointestinal*: hepatitis, jaundice, increase in liver enzymes, GI bleeding, hemorrhoids, appendicitis, gastric/peptic ulcer, gallbladder polyp; *Integumentary*: rash, cellulitis, petechiae, urticaria, basal cell carcinoma; *Musculoskeletal*: arthritis, joint effusion, muscle pain, Raynaud's phenomenon; *Cardiovascular*: chest pain, shortness of breath, thrombophlebitis, ischemia, congestive heart failure, hypertension, hypertensive reaction, palpitations, orthostatic BP decrease, tachycardia; *CNS*: anxiety, libido decrease, syncope, tremor, seizure, vertigo, Bell's Palsy, paranoia, pituitary apoplexy, increased intraocular pressure, amnesia, hearing loss, neuritis; *Respiratory*: pneumonia, pulmonary nodule, status asthmaticus; *Endocrine*: galactorrhea, hypoadrenalism, diabetes insipidus, gynecomastia, amenorrhea, polymenorrhea, oligomenorrhea, vaginitis; *Urogenital*: nephrolithiasis, hematuria; *Hematologic*: anemia, iron deficiency, epistaxis; *Miscellaneous*: otitis, allergic reaction, increased CK, weight loss.

Evaluation of 20 patients treated for at least 6 months has failed to demonstrate titers of antibodies exceeding background levels. However, antibody titers to octreotide acetate were subsequently reported in three patients and resulted in prolonged duration of drug action in two patients.

Anaphylactoid reactions, including anaphylactic shock, have been reported in several patients receiving octreotide acetate.

Postmarketing Experience

The following adverse reactions have been identified during the postapproval use of octreotide acetate.

Because these reactions are reported voluntarily from a population of uncertain size, it is not always possible to reliably estimate their frequency or establish a causal relationship to drug exposure.

Gastrointestinal: intestinal obstruction

Hematologic: thrombocytopenia

OVERDOSAGE

A limited number of accidental overdoses of octreotide acetate in adults have been reported. In adults, the doses ranged from 2,400 to 6,000 micrograms/day administered by continuous infusion (100 to 250 micrograms/hour) or subcutaneously (1,500 micrograms t.i.d.). Adverse events in some patients included arrhythmia, hypotension, cardiac arrest, brain hypoxia, pancreatitis, hepatitis steatosis, hepatomegaly, lactic acidosis, flushing, diarrhea, lethargy, weakness, and weight loss.

Octreotide acetate injection given in intravenous boluses of 1 mg (1,000 mcg) to healthy volunteers did not result in serious ill effects, nor did doses of 30 mg (30,000 mcg) given intravenously over 20 minutes and of 120 mg (120,000 mcg) given intravenously over 8 hours to research patients.

If overdose occurs, symptomatic management is indicated. Up-to-date information about the treatment of overdose can often be obtained from the National Poison Control Center at 1-800-222-1222.

Drug Abuse and Dependence

There is no indication that octreotide acetate has potential for drug abuse or dependence. Octreotide acetate levels in the central nervous system are negligible, even after doses up to 30,000 mcg.

DOSAGE AND ADMINISTRATION

Octreotide Acetate Injection may be administered subcutaneously or intravenously. Subcutaneous injection is the usual route of administration of Octreotide Acetate Injection for control of symptoms. Pain with subcutaneous administration may be reduced by using the smallest volume that will deliver the desired dose. Multiple subcutaneous injections at the same site within short periods of time should be avoided. Sites should be rotated in a systematic manner.

Parenteral drug products should be inspected visually for particulate matter and discoloration prior to administration. **Do not use if particulates and/or discoloration are observed.** Proper sterile technique should be used in the preparation of parenteral admixtures to minimize the possibility of microbial contamination. **Octreotide Acetate Injection is not compatible in Total Parenteral Nutrition (TPN) solutions because of the formation of a glycosyl octreotide conjugate which may decrease the efficacy of the product.**

Octreotide Acetate Injection is stable in sterile isotonic saline solutions or sterile solutions of dextrose 5% in water for 24 hours. It may be diluted in volumes of 50 to 200 mL and infused intravenously over 15 to 30 minutes or administered by IV push over 3 minutes. In emergency situations (e.g.: carcinoid crisis) it may be given by rapid bolus.

The initial dosage is usually 50 mcg administered twice or three times daily. Upward dose titration is frequently required. Dosage information for patients with specific tumors follows.

Acromegaly

Dosage may be initiated at 50 mcg t.i.d. Beginning with this low dose may permit adaptation to adverse gastrointestinal effects for patients who will require higher doses. IGF-I (somatomedin C) levels every 2 weeks can be used to guide titration. Alternatively, multiple growth hormone levels at 0 to 8 hours after Octreotide Acetate Injection administration permit more rapid titration of dose. The goal is to achieve growth hormone levels less than 5 ng/mL or IGF-I (somatomedin C) levels less than 1.9 U/mL in males and less than 2.2 U/mL in females. The dose most commonly found to be effective is 100 mcg t.i.d., but some patients require up to 500 mcg t.i.d. for maximum effectiveness. Doses greater than 300

mcg/day seldom result in additional biochemical benefit, and if an increase in dose fails to provide additional benefit, the dose should be reduced. IGF-I (somatomedin C) or growth hormone levels should be re-evaluated at 6 month intervals.

Octreotide Acetate Injection should be withdrawn yearly for approximately 4 weeks from patients who have received irradiation to assess disease activity. If growth hormone or IGF-I (somatomedin C) levels increase and signs and symptoms recur, Octreotide Acetate Injection therapy may be resumed.

Carcinoid Tumors

The suggested daily dosage of Octreotide Acetate Injection during the first 2 weeks of therapy ranges from 100 to 600 mcg/day in 2 to 4 divided doses (mean daily dosage is 300 mcg). In the clinical studies, the **median** daily maintenance dosage was approximately 450 mcg, but clinical and biochemical benefits were obtained in some patients with as little as 50 mcg, while others required doses up to 1,500 mcg/day. However, experience with doses above 750 mcg/day is limited.

VIPomas

Daily dosages of 200 to 300 mcg in 2 to 4 divided doses are recommended during the initial 2 weeks of therapy (range 150 to 750 mcg) to control symptoms of the disease. On an individual basis, dosage may be adjusted to achieve a therapeutic response, but usually doses above 450 mcg/day are not required.

HOW SUPPLIED

Octreotide Acetate Injection is available in 1 mL single dose vials packaged in tens in covered trays.

Preservative Free Single Dose Vials:

Product No.	NDC No.	Strength	Fill Volume
PRX360501	63323-365-04	50 mcg per mL (0.05 mg per mL)	1 mL fill in a 2 mL single-dose vial, packaged in tens.
PRX370601	63323-376-04	100 mcg per mL (0.1 mg per mL)	1 mL fill in a 2 mL single-dose vial, packaged in tens.
PRX370701	63323-377-04	500 mcg per mL (0.5 mg per mL)	1 mL fill in a 2 mL single-dose vial, packaged in tens.

Storage

For prolonged storage, Octreotide Acetate Injection single dose vials should be stored at refrigerated temperatures 2° to 8°C (36° to 46°F) and protected from light. At room temperature, (20° to 30°C or 70° to 86°F), Octreotide Acetate Injection is stable for 14 days if protected from light. The solution can be allowed to come to room temperature prior to administration. Do not warm artificially. Single dose vials should be opened just prior to administration and the unused portion discarded. Dispose unused product or waste properly.

This container closure is not made with natural rubber latex.

PREMIERPro™ Rx is a trademark of Premier, Inc., used under license.

Manufactured by:

Fresenius Kabi USA, LLC

Lake Zurich, IL 60047

451396

Issued: May 2014

PREMIERPro™ Rx

PACKAGE LABEL - PRINCIPAL DISPLAY - Octreotide 1 mL Single Dose Vial Label

NDC 63323-365-04

PRX360501

Octreotide Acetate Injection

50 mcg (base) per mL

(0.05 mg per mL)

For Subcutaneous Injection

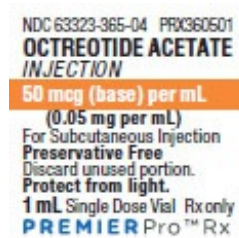
Preservative Free

Discard unused portion.

Protect from light.

1 mL Single Dose Vial

Rx only



PACKAGE LABEL - PRINCIPAL DISPLAY - Octreotide 1 mL Single Dose Vial Tray Label

NDC 63323-365-04

PRX360501

Octreotide Acetate Injection

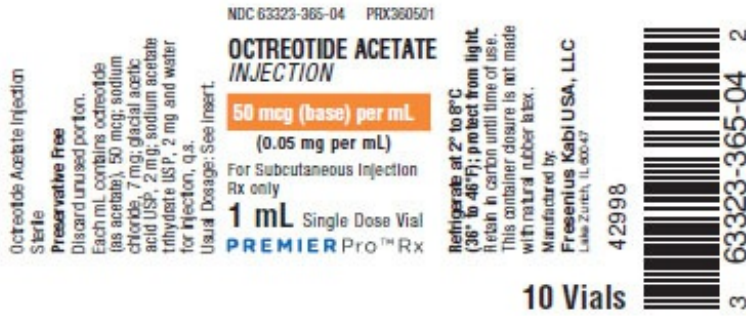
50 mcg (base) per mL

(0.05 mg per mL)

For Subcutaneous Injection

Rx only

1 mL Single Dose Vial



PACKAGE LABEL - PRINCIPAL DISPLAY - Octreotide 1 mL Single Dose Vial Label

NDC 63323-376-04

PRX370601

Octreotide Acetate Injection

100 mcg (base) per mL

(0.1 mg per mL)

For Subcutaneous Injection

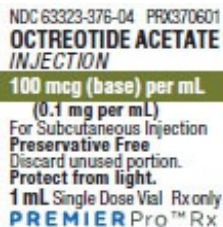
Preservative Free

Discard unused portion.

Protect from light.

1 mL Single Dose Vial

Rx only



PACKAGE LABEL - PRINCIPAL DISPLAY - Octreotide 1 mL Single Dose Vial Tray Label

NDC 63323-376-04

PRX370601

Octreotide Acetate Injection

100 mcg (base) per mL

(0.1 mg per mL)

For Subcutaneous Injection

Rx only

1 mL Single Dose Vial

Octreotide Acetate Injection
Sterile
Preservative Free
Discard unused portion.
Each mL contains octreotide (as acetate), 100 mcg; sodium chloride, 7 mg; diacetic acid USP, 2 mg; sodium acetate trihydrate USP, 2 mg and water for injection, q.s.
Usual Dosage: See insert.

NDC 63323-376-04 PRX370601

OCTREOTIDE ACETATE INJECTION

100 mcg (base) per mL
(0.1 mg per mL)


For Subcutaneous Injection
Rx only

1 mL Single Dose Vial
PREMIER Pro™ Rx

Refrigerate at 2° to 8°C (36° to 46°F); protect from light. Retain in carton until time of use. This container closure is not made with natural rubber latex.
Manufactured by:
Fresenius Kabi USA, LLC
Lake Zurich, IL 60047

42999

10 Vials



3 63323-376-04 8

PACKAGE LABEL - PRINCIPAL DISPLAY - Octreotide 1 mL Single Dose Vial Label

NDC 63323-377-04

PRX370701

Octreotide Acetate Injection

500 mcg (base) per mL

(0.5 mg per mL)

For Subcutaneous Injection

Preservative Free

Discard unused portion.

Protect from light.

1 mL Single Dose Vial

Rx only

NDC 63323-377-04 PRX370701

OCTREOTIDE ACETATE INJECTION

500 mcg (base) per mL
(0.5 mg per mL)

For Subcutaneous Injection
Preservative Free
Discard unused portion.
Protect from light.
1 mL Single Dose Vial Rx only
PREMIER Pro™ Rx

PACKAGE LABEL - PRINCIPAL DISPLAY - Octreotide 1 mL Single Dose Vial Tray Label

NDC 63323-377-04

PRX370701

Octreotide Acetate Injection

500 mcg (base) per mL

(0.5 mg per mL)

For Subcutaneous Injection

Rx only

1 mL Single Dose Vial

Octreotide Acetate Injection
Sterile
Preservative Free
Discard unused portion.
Each mL contains octreotide (as acetate), 500 mcg; sodium chloride, 7 mg; diacetyl acetic acid USP, 2 mg; sodium acetate trihydrate USP, 2 mg and water for injection, q.s.
Usual Dosage: See insert.

NDC 63323-377-04 PRX370701

OCTREOTIDE ACETATE INJECTION

500 mcg (base) per mL
(0.5 mg per mL)


For Subcutaneous Injection
Rx only
1 mL Single Dose Vial
PREMIER Pro™ Rx

Refrigerate at 2° to 8°C (36° to 46°F); protect from light. Retain in carton until time of use. This container closure is not made with natural rubber latex.

Manufactured by:
Fresenius Kabi USA, LLC
Lake Zurich, IL 60047

42300

10 Vials



3 63323-377-04 5

OCTREOTIDE

octreotide acetate injection, solution

Product Information

Product Type	HUMAN PRESCRIPTION DRUG	Item Code (Source)	NDC:63323-365
Route of Administration	SUBCUTANEOUS, INTRAVENOUS		

Active Ingredient/Active Moiety

Ingredient Name	Basis of Strength	Strength
OCTREOTIDE ACETATE (UNII: 75R0U2568I) (OCTREOTIDE - UNII:RWM8CCW8GP)	OCTREOTIDE	50 ug in 1 mL

Inactive Ingredients

Ingredient Name	Strength
SODIUM CHLORIDE (UNII: 451W47IQ8X)	7 mg in 1 mL
ACETIC ACID (UNII: Q40Q9N063P)	2 mg in 1 mL
SODIUM ACETATE (UNII: 4550K0SC9B)	2 mg in 1 mL

Packaging

#	Item Code	Package Description	Marketing Start Date	Marketing End Date
1	NDC:63323-365-04	10 in 1 TRAY	03/14/2006	06/30/2017
1		1 mL in 1 VIAL, SINGLE-DOSE; Type 0: Not a Combination Product		

Marketing Information

Marketing Category	Application Number or Monograph Citation	Marketing Start Date	Marketing End Date
ANDA	ANDA077457	03/14/2006	

OCTREOTIDE

octreotide acetate injection, solution

Product Information

Product Type	HUMAN PRESCRIPTION DRUG	Item Code (Source)	NDC:63323-377
Route of Administration	SUBCUTANEOUS, INTRAVENOUS		

Active Ingredient/Active Moiety

Ingredient Name	Basis of Strength	Strength
OCTREOTIDE ACETATE (UNII: 75R0U2568I) (OCTREOTIDE - UNII:RWM8CCW8GP)	OCTREOTIDE	500 ug in 1 mL

Inactive Ingredients

Ingredient Name	Strength
SODIUM CHLORIDE (UNII: 451W47IQ8X)	7 mg in 1 mL
ACETIC ACID (UNII: Q40Q9N063P)	2 mg in 1 mL
SODIUM ACETATE (UNII: 4550K0SC9B)	2 mg in 1 mL

Packaging

#	Item Code	Package Description	Marketing Start Date	Marketing End Date
1	NDC:63323-377-04	10 in 1 TRAY	03/14/2006	
1		1 mL in 1 VIAL, SINGLE-DOSE; Type 0: Not a Combination Product		

Marketing Information

Marketing Category	Application Number or Monograph Citation	Marketing Start Date	Marketing End Date
ANDA	ANDA077457	03/14/2006	

OCTREOTIDE

octreotide acetate injection, solution

Product Information

Product Type	HUMAN PRESCRIPTION DRUG	Item Code (Source)	NDC:63323-376
Route of Administration	SUBCUTANEOUS, INTRAVENOUS		

Active Ingredient/Active Moiety

Ingredient Name	Basis of Strength	Strength
OCTREOTIDE ACETATE (UNII: 75R0U2568I) (OCTREOTIDE - UNII:RWM8CCW8GP)	OCTREOTIDE	100 ug in 1 mL

Inactive Ingredients

Ingredient Name	Strength
------------------------	-----------------

SODIUM CHLORIDE (UNII: 451W47IQ8X)	7 mg in 1 mL
ACETIC ACID (UNII: Q40Q9N063P)	2 mg in 1 mL
SODIUM ACETATE (UNII: 4550K0SC9B)	2 mg in 1 mL

Packaging

#	Item Code	Package Description	Marketing Start Date	Marketing End Date
1	NDC:63323-376-04	10 in 1 TRAY	03/14/2006	
1		1 mL in 1 VIAL, SINGLE-DOSE; Type 0: Not a Combination Product		

Marketing Information

Marketing Category	Application Number or Monograph Citation	Marketing Start Date	Marketing End Date
ANDA	ANDA077457	03/14/2006	

Labeler - Fresenius Kabi USA, LLC (608775388)

Establishment

Name	Address	ID/FEI	Business Operations
Fresenius Kabi USA, LLC		023648251	manufacture(63323-365, 63323-376, 63323-377)

Revised: 9/2019

Fresenius Kabi USA, LLC