

**TOBRAMYCIN - tobramycin sulfate injection, solution**  
**Fresenius Kabi USA, LLC**

-----

**TOBRAMYCIN Injection, USP**

Rx only

To reduce the development of drug-resistant bacteria and maintain the effectiveness of tobramycin and other antibacterial drugs, tobramycin should be used only to treat or prevent infections that are proven or strongly suspected to be caused by bacteria.

## WARNINGS

Patients treated with Tobramycin Injection, USP and other aminoglycosides should be under close clinical observation, because these drugs have an inherent potential for causing ototoxicity and nephrotoxicity.

Neurotoxicity, manifested as both auditory and vestibular ototoxicity, can occur. The auditory changes are irreversible, are usually bilateral, and may be partial or total. Eighth-nerve impairment and nephrotoxicity may develop, primarily in patients having pre-existing renal damage and in those with normal renal function to whom aminoglycosides are administered for longer periods or in higher doses than those recommended. Other manifestations of neurotoxicity may include numbness, skin tingling, muscle twitching, and convulsions. The risk of aminoglycoside-induced hearing loss increases with the degree of exposure to either high peak or high trough serum concentrations. Patients who develop cochlear damage may not have symptoms during therapy to warn them of eighth-nerve toxicity, and partial or total irreversible bilateral deafness may continue to develop after the drug has been discontinued.

Rarely, nephrotoxicity may not become apparent until the first few days after cessation of therapy. Aminoglycoside-induced nephrotoxicity usually is reversible.

Renal and eighth-nerve function should be closely monitored in patients with known or suspected renal impairment and also in those whose renal function is initially normal but who develop signs of renal dysfunction during therapy. Peak and trough serum concentrations of aminoglycosides should be monitored periodically during therapy to assure adequate levels and to avoid potentially toxic levels. Prolonged serum concentrations above 12 mcg/mL should be avoided. Rising trough levels (above 2 mcg/mL) may indicate tissue accumulation. Such accumulation, excessive peak concentrations, advanced age, and cumulative dose may contribute to ototoxicity and nephrotoxicity (see **PRECAUTIONS**). Urine should be examined for decreased specific gravity and increased excretion of protein, cells, and casts. Blood urea nitrogen, serum creatinine, and creatinine clearance should be measured periodically. When feasible, it is recommended that serial audiograms be obtained in patients old enough to be tested, particularly high-risk patients. Evidence of impairment of renal, vestibular, or auditory function requires discontinuation of the drug or dosage adjustment.

Tobramycin should be used with caution in premature and neonatal infants because of their renal immaturity and the resulting prolongation of serum half-life of the drug.

Concurrent and sequential use of other neurotoxic and/or nephrotoxic antibiotics, particularly other aminoglycosides (e.g., amikacin, streptomycin, neomycin, kanamycin, gentamicin, and paromomycin), cephaloridine, viomycin, polymyxin B, colistin, cisplatin, and vancomycin, should be avoided. Other factors that may increase patient risk are advanced age and dehydration.

Aminoglycosides should not be given concurrently with potent diuretics, such as ethacrynic acid and furosemide. Some diuretics themselves cause ototoxicity, and intravenously administered diuretics enhance aminoglycoside toxicity by altering antibiotic concentrations in serum and tissue.

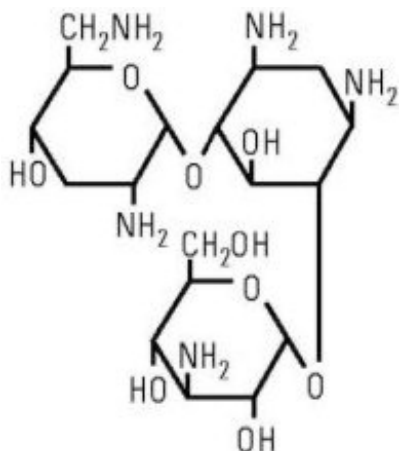
Aminoglycosides can cause fetal harm when administered to a pregnant woman (see **PRECAUTIONS**).

## DESCRIPTION:

Tobramycin sulfate, a water-soluble antibiotic of the aminoglycoside group, is derived from the actinomycete *Streptomyces tenebrarius*. Tobramycin Injection, USP is a clear and colorless sterile aqueous solution for parenteral administration.

Each mL contains tobramycin sulfate equivalent to 10 mg (pediatric) or 40 mg tobramycin; phenol added as preservative, 5 mg; sodium metabisulfite added as an antioxidant, 3.2 mg; and edetate sodium added as a stabilizer, 0.1 mg. Contains sulfuric acid and may contain sodium hydroxide for pH adjustment (3.0 to 6.5). Each mL of tobramycin (10 mg/mL or 40 mg/mL) contains 0.78 mg (0.034 mEq) of sodium.

Tobramycin sulfate is *O*-3-amino-3-deoxy- $\alpha$ -D-glucopyranosyl-(1 $\rightarrow$ 4)-*O*-[2,6-diamino-2,3,6-trideoxy- $\alpha$ -D-ribo-hexopyranosyl-(1 $\rightarrow$ 6)]-2-deoxy-L-streptomine (2:5) (salt) and has the chemical formula  $(C_{18}H_{37}N_5O_9)_2 \cdot 5H_2SO_4$ . The molecular weight is 1,425.42. The structural formula for tobramycin is as follows:



## CLINICAL PHARMACOLOGY:

Tobramycin is rapidly absorbed following intramuscular administration. Peak serum concentrations of tobramycin occur between 30 and 90 minutes after intramuscular administration.

Following an intramuscular dose of 1 mg/kg of body weight, maximum serum concentrations reach about 4 mcg/mL, and measurable levels persist for as long as 8 hours. Therapeutic serum levels are generally considered to range from 4 to 6 mcg/mL. When tobramycin sulfate is administered by intravenous infusion over a 1-hour period, the serum concentrations are similar to those obtained by intramuscular administration. Tobramycin is poorly absorbed from the gastrointestinal tract.

In patients with normal renal function, except neonates, tobramycin administered every 8 hours does not accumulate in the serum. However, in those patients with reduced renal function and in neonates, the serum concentration of the antibiotic is usually higher and can be measured for longer periods of time than in normal adults. Dosage for such patients must, therefore, be adjusted accordingly (see **DOSAGE AND**

## **ADMINISTRATION).**

Following parenteral administration, little, if any, metabolic transformation occurs, and tobramycin is eliminated almost exclusively by glomerular filtration. Renal clearance is similar to that of endogenous creatinine. Ultrafiltration studies demonstrate that practically no serum protein binding occurs. In patients with normal renal function, up to 84% of the dose is recoverable from the urine in 8 hours and up to 93% in 24 hours.

Peak urine concentrations ranging from 75 to 100 mcg/mL have been observed following the intramuscular injection of a single dose of 1 mg/kg. After several days of treatment, the amount of tobramycin excreted in the urine approaches the daily dose administered. When renal function is impaired, excretion of tobramycin sulfate is slowed, and accumulation of the drug may cause toxic blood levels.

The serum half-life in normal individuals is 2 hours. An inverse relationship exists between serum half-life and creatinine clearance, and the dosage schedule should be adjusted according to the degree of renal impairment (see **DOSAGE AND ADMINISTRATION**). In patients undergoing dialysis, 25% to 70% of the administered dose may be removed, depending on the duration and type of dialysis.

Tobramycin can be detected in tissues and body fluids after parenteral administration. Concentrations in bile and stools ordinarily have been low, which suggests minimum biliary excretion. Tobramycin has appeared in low concentration in the cerebrospinal fluid following parenteral administration, and concentrations are dependent on dose, rate of penetration, and degree of meningeal inflammation. It has also been found in sputum, peritoneal fluid, synovial fluid, and abscess fluids, and it crosses the placental membranes. Concentrations in the renal cortex are several times higher than the usual serum levels.

Probenecid does not affect the renal tubular transport of tobramycin.

## **Microbiology**

Tobramycin is an aminoglycoside antibiotic with activity against Gram-positive and Gram-negative bacteria.

## **Mechanism of Action**

Tobramycin acts by inhibiting synthesis of protein in bacterial cells. *In vitro* tests demonstrate that tobramycin is bactericidal.

## **Interactions with Other Antibiotics:**

Although most strains of enterococci demonstrate *in vitro* resistance, some strains in this group are susceptible. *In vitro* studies have shown that an aminoglycoside combined with an antibiotic that interferes with cell-wall synthesis affects some enterococcal strains synergistically. The combination of penicillin G and tobramycin results in a synergistic bactericidal effect *in vitro* against certain strains of *Enterococcus faecalis*. However, this combination is not synergistic against other closely related organisms, e.g. *Enterococcus faecium*. Speciation of enterococci alone cannot be used to predict susceptibility. Susceptibility testing and tests for antibiotic synergism are emphasized.

## **Cross-Resistance:**

Cross-resistance between aminoglycosides may occur.

### **Antimicrobial Activity:**

Tobramycin has been shown to be active against most strains of the following organisms both *in vitro* and in clinical infections: (see **INDICATIONS AND USAGE**)

#### **Aerobic and facultative Gram-positive microorganisms**

*Staphylococcus aureus*

#### **Aerobic and facultative Gram-negative microorganisms**

*Citrobacter* sp

*Enterobacter* sp

*Escherichia coli*

*Klebsiella* sp

*Morganella morganii*

*Pseudomonas aeruginosa*

*Proteus mirabilis*

*Proteus vulgaris*

*Providencia* sp

*Serratia* sp

Aminoglycosides have a low order of activity against most Gram-positive organisms, including *Streptococcus pyogenes*, *Streptococcus pneumoniae*, and enterococci.

### **Susceptibility Tests:**

For specific information regarding susceptibility test interpretive criteria and associated test methods and quality control standards recognized by FDA for this drug, please see: <https://www.fda.gov/STIC>.

### **INDICATIONS AND USAGE:**

Tobramycin is indicated for the treatment of serious bacterial infections caused by susceptible strains of the designated microorganisms in the diseases listed below:

Septicemia in the neonate, child, and adult caused by *P. aeruginosa*, *E. coli*, and *Klebsiella* sp.

Lower respiratory tract infections caused by *P. aeruginosa*, *Klebsiella* sp, *Enterobacter* sp, *Serratia* sp,

*E. coli*, and *S. aureus* (penicillinase- and non-penicillinase-producing strains).

Serious central-nervous-system infections (meningitis) caused by susceptible organisms.

Intra-abdominal infections, including peritonitis, caused by *E. coli*, *Klebsiella* sp, and

*Enterobacter* sp. Skin, bone, and skin-structure infections caused by *P. aeruginosa*, *Proteus* sp, *E. coli*, *Klebsiella* sp, *Enterobacter* sp, and *S. aureus*.

Complicated and recurrent urinary tract infections caused by *P. aeruginosa*, *Proteus* sp (indole-positive and indole-negative), *E. coli*, *Klebsiella* sp, *Enterobacter* sp, *Serratia* sp, *S. aureus*, *Providencia* sp, and *Citrobacter* sp.

Aminoglycosides, including tobramycin sulfate, are not indicated in uncomplicated initial episodes of urinary tract infections unless the causative organisms are not susceptible to antibiotics having less potential toxicity. Tobramycin may be considered in serious staphylococcal infections when penicillin or other potentially less toxic drugs are contraindicated and when bacterial susceptibility testing and clinical judgment indicate its use.

Bacterial cultures should be obtained prior to and during treatment to isolate and identify etiologic organisms and to test their susceptibility to tobramycin. If susceptibility tests show that the causative organisms are resistant to tobramycin, other appropriate therapy should be instituted. In patients in whom a serious life-threatening gram-negative infection is suspected, including those in whom concurrent therapy with a penicillin or cephalosporin and an aminoglycoside may be indicated, treatment with tobramycin sulfate may be initiated before the results of susceptibility studies are obtained. The decision to continue therapy with tobramycin should be based on the results of susceptibility studies, the severity of the infection, and the important additional concepts discussed in the **WARNINGS** box above.

To reduce the development of drug-resistant bacteria and maintain the effectiveness of tobramycin and other antibacterial drugs, tobramycin should be used only to treat or prevent infections that are proven or strongly suspected to be caused by susceptible bacteria. When culture and susceptibility information are available, they should be considered in selecting or modifying antimicrobial therapy. In the absence of such data, local epidemiology and susceptibility patterns may contribute to the empiric selection of therapy.

### **CONTRAINDICATIONS:**

A hypersensitivity to any aminoglycoside is a contraindication to the use of tobramycin. A history of hypersensitivity or serious toxic reactions to aminoglycosides may also contraindicate the use of any other aminoglycoside because of the known cross-sensitivity of patients to drugs in this class.

### **WARNINGS:**

See **WARNINGS** box above.

This product contains sodium metabisulfite, a sulfite that may cause allergic-type reactions, including anaphylactic symptoms and life-threatening or less severe asthmatic episodes, in certain susceptible people. The overall prevalence of sulfite sensitivity in the general population is unknown and probably low. Sulfite sensitivity is seen more frequently in asthmatic than in nonasthmatic people.

Serious allergic reactions including anaphylaxis and dermatologic reactions including exfoliative dermatitis, toxic epidermal necrolysis, erythema multiforme, and Stevens

Johnson Syndrome have been reported rarely in patients on tobramycin therapy. Although rare, fatalities have been reported (see **CONTRAINDICATIONS**).

If an allergic reaction occurs, the drug should be discontinued and appropriate therapy instituted.

*Clostridium difficile* associated diarrhea (CDAD) has been reported with use of nearly all antibacterial agents, including Tobramycin, and may range in severity from mild diarrhea to fatal colitis. Treatment with antibacterial agents alters the normal flora of the colon leading to overgrowth of *C. difficile*.

*C. difficile* produces toxins A and B which contribute to the development of CDAD. Hypertoxin producing strains of *C. difficile* cause increased morbidity and mortality, as these infections can be refractory to antimicrobial therapy and may require colectomy. CDAD must be considered in all patients who present with diarrhea following antibiotic use. Careful medical history is necessary since CDAD has been reported to occur over two months after administration of antibacterial agents.

If CDAD is suspected or confirmed, ongoing antibiotic use not directed against *C. difficile* may need to be discontinued. Appropriate fluid and electrolyte management, protein supplementation, antibiotic treatment of *C. difficile*, and surgical evaluation should be instituted as clinically indicated.

### **Risk of Ototoxicity Due to Mitochondrial DNA Variants**

Cases of ototoxicity with aminoglycosides have been observed in patients with certain variants in the mitochondrially encoded 12S rRNA gene (*MT-RNR1*), particularly the m.1555A>G variant. Ototoxicity occurred in some patients even when their aminoglycoside serum levels were within the recommended range. Mitochondrial DNA variants are present in less than 1% of the general US population, and the proportion of the variant carriers who may develop ototoxicity as well as the severity of ototoxicity is unknown. In case of known maternal history of ototoxicity due to aminoglycoside use or a known mitochondrial DNA variant in the patient, consider alternative treatments other than aminoglycosides unless the increased risk of permanent hearing loss is outweighed by the severity of infection and lack of safe and effective alternative therapies.

## **PRECAUTIONS:**

### **General**

Prescribing tobramycin in the absence of a proven or strongly suspected bacterial infection or a prophylactic indication is unlikely to provide benefit to the patient and increases the risk of the development of drug-resistant bacteria.

Serum and urine specimens for examination should be collected during therapy, as recommended in the **WARNINGS** box. Serum calcium, magnesium, and sodium should be monitored.

Peak and trough serum levels should be measured periodically during therapy. Prolonged concentrations above 12 mcg/mL should be avoided. Rising trough levels (above 2 mcg/mL) may indicate tissue accumulation. Such accumulation, advanced age, and cumulative dosage may contribute to ototoxicity and nephrotoxicity. It is particularly important to monitor serum levels closely in patients with known renal impairment.

A useful guideline would be to perform serum level assays after 2 or 3 doses, so that the dosage could be adjusted if necessary, and also at 3- to 4-day intervals during therapy. In the event of changing renal function, more frequent serum levels should be obtained and the dosage or dosage interval adjusted according to the guidelines provided in the **DOSAGE AND ADMINISTRATION** section.

In order to measure the peak level, a serum sample should be drawn about 30 minutes following intravenous infusion or 1 hour after an intramuscular injection. Trough levels are measured by obtaining serum samples at 8 hours or just prior to the next dose of tobramycin. These suggested time intervals are intended only as guidelines and may vary according to institutional practices. It is important, however, that there be consistency within the individual patient program unless computerized pharmacokinetic dosing programs are available in the institution. These serum-level assays may be especially useful for monitoring the treatment of severely ill patients with changing renal function or of those infected with less sensitive organisms or those receiving maximum dosage.

Neuromuscular blockade and respiratory paralysis have been reported in cats receiving very high doses of tobramycin (40 mg/kg). The possibility of prolonged or secondary apnea should be considered if tobramycin is administered to anesthetized patients who are also receiving neuromuscular blocking agents, such as succinylcholine, tubocurarine, or decamethonium, or to patients receiving massive transfusions of citrated blood. If neuromuscular blockade occurs, it may be reversed by the administration of calcium salts.

Cross-allergenicity among aminoglycosides has been demonstrated.

In patients with extensive burns or cystic fibrosis, altered pharmacokinetics may result in reduced serum concentrations of aminoglycosides. In such patients treated with tobramycin, measurement of serum concentration is especially important as a basis for determination of appropriate dosage.

Elderly patients may have reduced renal function that may not be evident in the results of routine screening tests, such as BUN or serum creatinine. A creatinine clearance determination may be more useful. Monitoring of renal function during treatment with aminoglycosides is particularly important in such patients.

An increased incidence of nephrotoxicity has been reported following concomitant administration of aminoglycoside antibiotics and cephalosporins.

Aminoglycosides should be used with caution in patients with muscular disorders, such as myasthenia gravis or parkinsonism, since these drugs may aggravate muscle weakness because of their potential curare-like effect on neuromuscular function.

Aminoglycosides may be absorbed in significant quantities from body surfaces after local irrigation or application and may cause neurotoxicity and nephrotoxicity.

Aminoglycosides have not been approved for intraocular and/or subconjunctival use. Physicians are advised that macular necrosis has been reported following administration of aminoglycosides, including tobramycin, by these routes.

See **WARNINGS** box regarding concurrent use of potent diuretics and concurrent and sequential use of other neurotoxic or nephrotoxic drugs.

The inactivation of tobramycin and other aminoglycosides by  $\beta$ -lactam-type antibiotics



(penicillins or cephalosporins) has been demonstrated *in vitro* and in patients with severe renal impairment. Such inactivation has not been found in patients with normal renal function who have been given the drugs by separate routes of administration.

Therapy with tobramycin may result in overgrowth of nonsusceptible organisms. If overgrowth of nonsusceptible organisms occurs, appropriate therapy should be initiated.

## **Pregnancy**

Aminoglycosides can cause fetal harm when administered to a pregnant woman. Aminoglycoside antibiotics cross the placenta, and there have been several reports of total irreversible bilateral congenital deafness in children whose mothers received streptomycin during pregnancy. Serious side effects to mother, fetus, or newborn have not been reported in the treatment of pregnant women with other aminoglycosides. If tobramycin is used during pregnancy or if the patient becomes pregnant while taking tobramycin, she should be apprised of the potential hazard to the fetus.

## **Pediatric Use**

See **INDICATIONS AND USAGE** and **DOSAGE AND ADMINISTRATION**.

## **Geriatric Use**

Elderly patients may be at a higher risk of developing nephrotoxicity and ototoxicity while receiving tobramycin (see **WARNINGS, PRECAUTIONS**, and **OVERDOSAGE**). Other factors that may contribute to nephrotoxicity and ototoxicity are rising trough levels, excessive peak concentrations, dehydration, concomitant use of other neurotoxic or nephrotoxic drugs, and cumulative dose. Peak and trough serum levels should be measured periodically during therapy to assure adequate levels and to avoid potentially toxic levels (see **WARNINGS** and **PRECAUTIONS**). Tobramycin is known to be substantially excreted by the kidney, and the risk of toxic reactions to this drug may be greater in patients with impaired renal function. Dose reduction is required for patients with impaired renal function (see **DOSAGE AND ADMINISTRATION**). Elderly patients may have reduced renal function that may not be evident in the results of routine screening tests, such as BUN or serum creatinine. A creatinine clearance determination may be more useful. Monitoring of renal function during treatment with aminoglycosides is particularly important in the elderly (see **PRECAUTIONS**).

Each mL of tobramycin (10 mg/mL or 40 mg/mL) contains 0.78 mg (0.034 mEq) of sodium.

## **Information for Patients**

Patients should be counseled that antibacterial drugs including tobramycin should only be used to treat bacterial infections. They do not treat viral infections (e.g., the common cold). When an antibacterial drug product is prescribed to treat a bacterial infection, patients should be told that although it is common to feel better early in the course of therapy, the medication should be taken exactly as directed. Skipping doses or not completing the full course of therapy may (1) decrease the effectiveness of the immediate treatment and (2) increase the likelihood that bacteria will develop resistance and will not be treatable by tobramycin or other antibacterial drugs in the future.

Diarrhea is a common problem caused by antibiotics, which usually ends when the antibiotic is discontinued. Sometimes after starting treatment with antibiotics, patients can develop watery and bloody stools (with or without stomach cramps and fever) even as late as two or more months after having taken the last dose of the antibiotic. If this occurs, patients should contact their physician as soon as possible.

## **ADVERSE REACTIONS:**

**To report SUSPECTED ADVERSE REACTIONS, contact Fresenius Kabi USA, LLC at 1-800-551-7176 or FDA at 1-800-FDA-1088 or [www.fda.gov/medwatch](http://www.fda.gov/medwatch).**

### **Neurotoxicity**

Adverse effects on both the vestibular and auditory branches of the eighth nerve have been noted, especially in patients receiving high doses or prolonged therapy, in those given previous courses of therapy with an ototoxin, and in cases of dehydration. Symptoms include dizziness, vertigo, tinnitus, roaring in the ears, and hearing loss. Hearing loss is usually irreversible and is manifested initially by diminution of high-tone acuity. Tobramycin and gentamicin sulfates closely parallel each other in regard to ototoxic potential.

### **Nephrotoxicity**

Renal function changes, as shown by rising BUN, NPN, and serum creatinine and by oliguria, cylindruria, and increased proteinuria, have been reported, especially in patients with a history of renal impairment who are treated for longer periods or with higher doses than those recommended. Adverse renal effects can occur in patients with initially normal renal function.

Clinical studies and studies in experimental animals have been conducted to compare the nephrotoxic potential of tobramycin and gentamicin. In some of the clinical studies and in the animal studies, tobramycin caused nephrotoxicity significantly less frequently than gentamicin. In some other clinical studies, no significant difference in the incidence of nephrotoxicity between tobramycin and gentamicin was found.

Other reported adverse reactions possibly related to tobramycin sulfate include anemia, granulocytopenia, and thrombocytopenia; and fever, rash, exfoliative dermatitis, itching, urticaria, nausea, vomiting, diarrhea, headache, lethargy, pain at the injection site, mental confusion, and disorientation. Laboratory abnormalities possibly related to tobramycin include increased serum transaminases (SGOT, SGPT); increased serum LDH and bilirubin; decreased serum calcium, magnesium, sodium, and potassium; and leukopenia, leukocytosis, and eosinophilia.

## **OVERDOSAGE:**

### **Signs and Symptoms**

The severity of the signs and symptoms following a tobramycin overdose are dependent on the dose administered, the patient's renal function, state of hydration, and age and whether or not other medications with similar toxicities are being administered concurrently. Toxicity may occur in patients treated more than 10 days, in adults given

more than 5 mg/kg/day, children given more than 7.5 mg/kg/day, or patients with reduced renal function whose dose has not been appropriately adjusted.

Nephrotoxicity following the parenteral administration of an aminoglycoside is most closely related to the area under the curve of the serum concentration versus time graph. Nephrotoxicity is more likely if trough blood concentrations fail to fall below 2 mcg/mL and is also proportional to the average blood concentration. Patients who are elderly, have abnormal renal function, are receiving other nephrotoxic drugs, or are volume depleted are at greater risk for developing acute tubular necrosis. Auditory and vestibular toxicity has been associated with aminoglycoside overdose; these toxicities occur in patients treated longer than 10 days, in patients with abnormal renal function, in dehydrated patients, or in patients receiving medications with additive auditory toxicities. These patients may not have signs or symptoms or may experience dizziness, tinnitus, vertigo, and a loss of high-tone acuity, as ototoxicity progresses. Ototoxicity signs and symptoms may not begin to occur until long after the drug has been discontinued.

Neuromuscular blockade or respiratory paralysis may occur following administration of many aminoglycosides. Neuromuscular blockade, respiratory failure, and prolonged respiratory paralysis may occur more commonly in patients with myasthenia gravis or Parkinson's disease. Prolonged respiratory paralysis may also occur in patients receiving decamethonium, tubocurarine, or succinylcholine. If neuromuscular blockade occurs, it may be reversed by the administration of calcium salts but mechanical assistance may be necessary.

If tobramycin were ingested, toxicity would be less likely because aminoglycosides are poorly absorbed from an intact gastrointestinal tract.

## **Treatment**

In all cases of suspected overdose, call your Regional Poison Control Center to obtain the most up-to-date information about the treatment of overdose. This recommendation is made because, in general, information regarding the treatment of overdose may change more rapidly than the package insert. In managing overdose, consider the possibility of multiple drug overdoses, interaction among drugs, and unusual drug kinetics in your patient.

The initial intervention in a tobramycin overdose is to establish an airway and ensure oxygenation and ventilation. Resuscitative measures should be initiated promptly if respiratory paralysis occurs.

Patients that have received an overdose of tobramycin and have normal renal function should be adequately hydrated to maintain a urine output of 3 to 5 mL/kg/hr. Fluid balance, creatinine clearance, and tobramycin plasma levels should be carefully monitored until the serum tobramycin level falls below 2 mcg/mL.

Patients in whom the elimination half-life is greater than 2 hours or whose renal function is abnormal may require more aggressive therapy. In such patients, hemodialysis may be beneficial.

## **DOSAGE AND ADMINISTRATION:**

Tobramycin Injection, USP may be given intramuscularly or intravenously.

Recommended dosages are the same for both routes. The patient's pretreatment body weight should be obtained for calculation of correct dosage. It is desirable to measure both peak and trough serum concentrations

(see **WARNINGS** box and **PRECAUTIONS**).

### Administration for Patients with Normal Renal Function

*Adults with Serious Infections:* 3 mg/kg/day in 3 equal doses every 8 hours (see Table 3).

*Adults with Life-Threatening Infections:* Up to 5 mg/kg/day may be administered in 3 or 4 equal doses (see Table 3). The dosage should be reduced to 3 mg/kg/day as soon as clinically indicated. To prevent increased toxicity due to excessive blood levels, dosage should not exceed 5 mg/kg/day unless serum levels are monitored (see **WARNINGS** box and **PRECAUTIONS**).

**Table 3. DOSAGE SCHEDULE GUIDE FOR TOBRAMYCIN INJECTION, USP IN ADULTS WITH NORMAL RENAL FUNCTION (Dosage at 8-Hour Intervals)**

For Patient Weighing		Usual Dose for Serious Infections 1 mg/kg q8h (Total, 3 mg/kg/day)	
kg	lb	mg/dose	mL/dose*
			q8h
120	264	120 mg	3 mL
115	253	115 mg	2.9 mL
110	242	110 mg	2.75 mL
105	231	105 mg	2.6 mL
100	220	100 mg	2.5 mL
95	209	95 mg	2.4 mL
90	198	90 mg	2.25 mL
85	187	85 mg	2.1 mL
80	176	80 mg	2 mL
75	165	75 mg	1.9 mL
70	154	70 mg	1.75 mL
65	143	65 mg	1.6 mL
60	132	60 mg	1.5 mL
55	121	55 mg	1.4 mL
50	110	50 mg	1.25 mL
45	99	45 mg	1.1 mL
40	88	40 mg	1 mL
For Patient Weighing		Maximum Dose for Life-Threatening Infections (Reduce as soon as possible) 1.66 mg/kg q8h (Total, 5 mg/kg/day)	
kg	lb	mg/dose	mL/dose*
			q8h

120	264	200 mg	5 mL
115	253	191 mg	4.75 mL
110	242	183 mg	4.5 mL
105	231	175 mg	4.4 mL
100	220	166 mg	4.2 mL
95	209	158 mg	4 mL
90	198	150 mg	3.75 mL
85	187	141 mg	3.5 mL
80	176	133 mg	3.3 mL
75	165	125 mg	3.1 mL
70	154	116 mg	2.9 mL
65	143	108 mg	2.7 mL
60	132	100 mg	2.5 mL
55	121	91 mg	2.25 mL
50	110	83 mg	2.1 mL
45	99	75 mg	1.9 mL
40	88	66 mg	1.6 mL

\*Applicable to all product forms except Tobramycin Injection, USP, 10 mg/mL(Pediatric).

*Pediatric Patients (Greater Than 1 Week of Age):* 6 to 7.5 mg/kg/day in 3 or 4 equally divided doses (2 to 2.5 mg/kg every 8 hours or 1.5 to 1.89 mg/kg every 6 hours).

*Premature or Full-Term Neonates 1 Week of Age or Less:* Up to 4 mg/kg/day may be administered in 2 equal doses every 12 hours.

It is desirable to limit treatment to a short term. The usual duration of treatment is 7 to 10 days. A longer course of therapy may be necessary in difficult and complicated infections. In such cases, monitoring of renal, auditory, and vestibular functions is advised, because neurotoxicity is more likely to occur when treatment is extended longer than 10 days.

### **Dosage in Patients with Cystic Fibrosis**

In patients with cystic fibrosis, altered pharmacokinetics may result in reduced serum concentrations of aminoglycosides. Measurement of tobramycin serum concentration during treatment is especially important as a basis for determining appropriate dose. In patients with severe cystic fibrosis, an initial dosing regimen of 10 mg/kg/day in 4 equally divided doses is recommended. This dosing regimen is suggested only as a guide. The serum levels of tobramycin should be measured directly during treatment due to wide interpatient variability.

### **Administration for Patients with Impaired Renal Function**

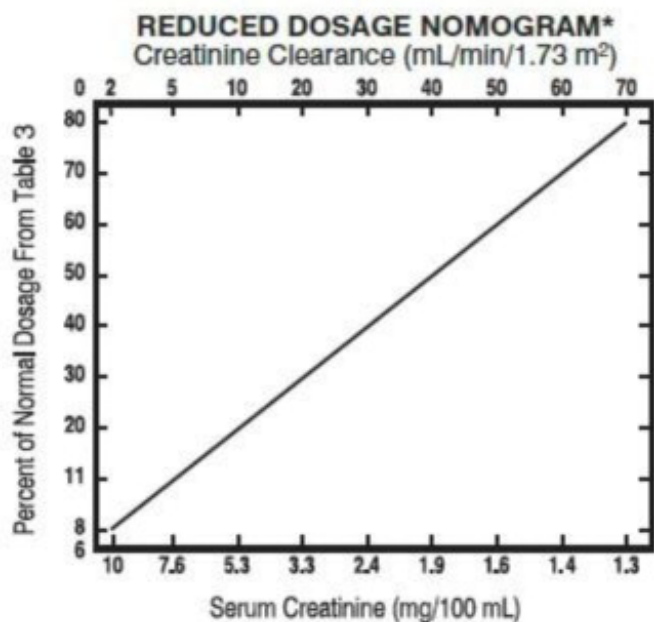
Whenever possible, serum tobramycin concentrations should be monitored during therapy.

Following a loading dose of 1 mg/kg, subsequent dosage in these patients must be adjusted, either with reduced doses administered at 8-hour intervals or with normal doses given at prolonged intervals. Both of these methods are suggested as guides to be used when serum levels of tobramycin cannot be measured directly. They are based

on either the creatinine clearance or the serum creatinine of the patient, because these values correlate with the half-life of tobramycin. The dosage schedules derived from either method should be used in conjunction with careful clinical and laboratory observations of the patient and should be modified as necessary. Neither method should be used when dialysis is being performed.

**Reduced Dosage at 8-hour Intervals** — When the creatinine clearance rate is 70 mL or less per minute or when the serum creatinine value is known, the amount of the reduced dose can be determined by multiplying the normal dose from Table 3 by the percent of normal dose from the accompanying nomogram.

An alternate rough guide for determining reduced dosage at 8-hour intervals (for patients whose steady-state serum creatinine values are known) is to divide the normally recommended dose by the patient's serum creatinine.



\* Scales have been adjusted to facilitate dosage calculations.

**Normal Dosage at Prolonged Intervals** — If the creatinine clearance rate is not available and the patient's condition is stable, a dosage frequency *in hours* for the dosage given in Table 3 can be determined by multiplying the patient's serum creatinine by 6.

### Dosage in Obese Patients

The appropriate dose may be calculated by using the patient's estimated lean body weight plus 40% of the excess as the basic weight on which to figure mg/kg.

### Intramuscular Administration

Tobramycin may be administered by withdrawing the appropriate dose directly from a vial.

### Intravenous Administration

For intravenous administration, the usual volume of diluent (0.9% Sodium Chloride Injection or 5% Dextrose Injection) is 50 to 100 mL for adult doses. For pediatric

patients, the volume of diluent should be proportionately less than for adults. The diluted solution usually should be infused over a period of 20 to 60 minutes. Infusion periods of less than 20 minutes are not recommended because peak serum levels may exceed 12 mcg/mL (see **WARNINGS** box).

Tobramycin Injection, USP should not be physically premixed with other drugs but should be administered separately according to the recommended dose and route.

Parenteral drug products should be inspected visually for particulate matter and discoloration prior to administration, whenever solution and container permit.

## HOW SUPPLIED:

Tobramycin Injection, USP, in multiple dose vials, is supplied as follows:

Product Code	Unit of Sale	Strength	Each
300502	NDC 63323-305-02 Unit of 25	20 mg per 2 mL (10 mg per mL) 2 mL fill, in a 2 mL vial.	NDC 63323-305-01 2 mL Multiple Dose Vial
300602	NDC 63323-306-02 Unit of 25	80 mg per 2 mL (40 mg per mL) 2 mL fill, in a 2 mL vial.	NDC 63323-306-01 2 mL Multiple Dose Vial
300630	NDC 63323-306-30 Unit of 10	1,200 mg per 30 mL (40 mg per mL) 30 mL fill, in a 30 mL vial.	NDC 63323-306-05 30 mL Multiple Dose Vial

Store at 20° to 25°C (68° to 77°F) [see USP Controlled Room Temperature]. The container closure is not made with natural rubber latex.



Lake Zurich, IL 60047

[www.fresenius-kabi.com/us](http://www.fresenius-kabi.com/us)

45963K

Revised: December 2023

### **PACKAGE LABEL - PRINCIPAL DISPLAY - Tobramycin 2 mL Multiple Dose Vial Label**

NDC 63323-305-01      300502

**Tobramycin** Injection, USP

#### **PEDIATRIC**

**20 mg per 2 mL (10 mg per mL)**

**For IM or IV use. MUST BE  
DILUTED BEFORE IV USE.**

**2 mL**

Multiple Dose Vial    Rx only



**PACKAGE LABEL - PRINCIPAL DISPLAY - Tobramycin 2 mL Multiple Dose Vial Tray Label**

NDC 63323-305-02    300502

**Tobramycin** Injection, USP

**PEDIATRIC**

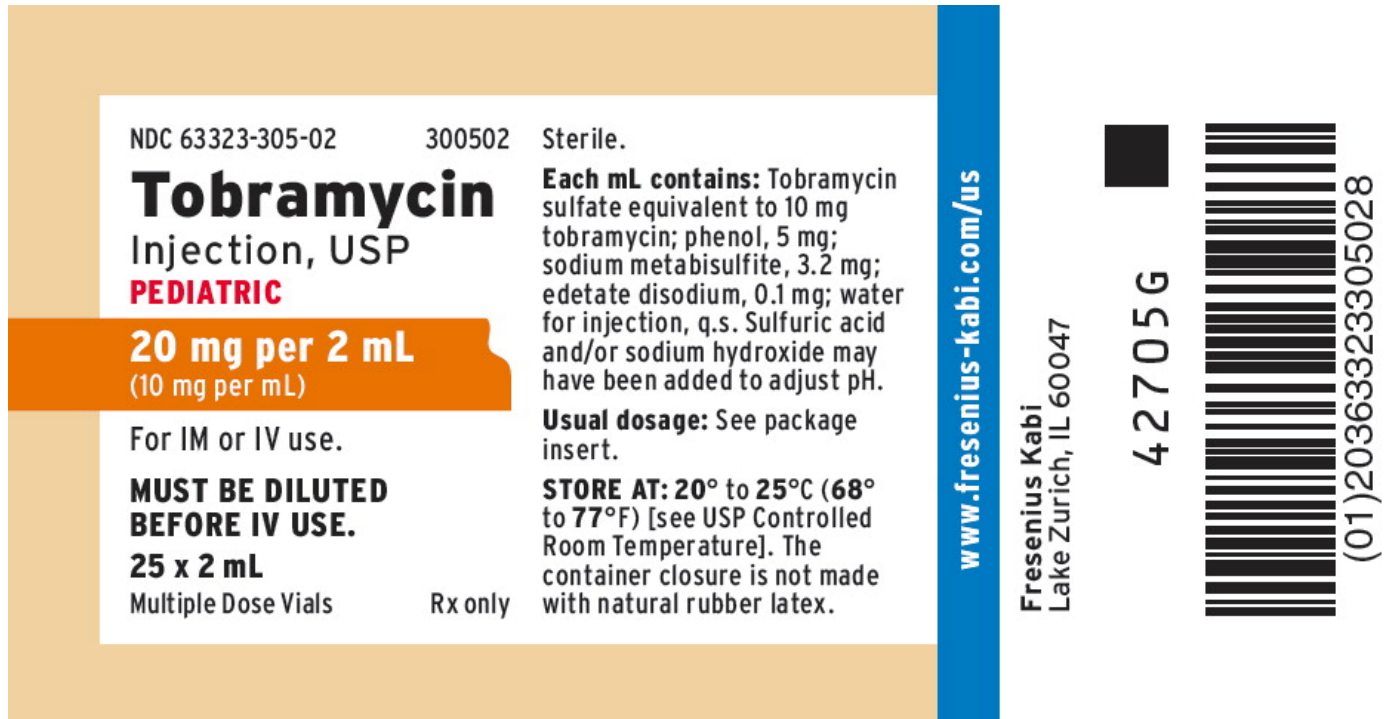
**20 mg per 2 mL (10 mg per mL)**

For IM or IV use.

**MUST BE DILUTED BEFORE IV USE.**

**25 x 2 mL**

Multiple Dose Vials    Rx only



**PACKAGE LABEL - PRINCIPAL DISPLAY - Tobramycin 30 mL Multiple Dose Vial Label**



NDC 63323-306-05 300630

**Tobramycin** Injection, USP

**1,200 mg per 30 mL (40 mg per mL)**

For intramuscular or intravenous use.

**MUST BE DILUTED BEFORE INTRAVENOUS USE.**

**30 mL**

Multiple Dose Vial Rx only

NDC 63323-306-05 300630 Sterile.

**Tobramycin**  
Injection, USP

**1,200 mg per 30 mL**  
(40 mg per mL)

For intramuscular or intravenous use.

**MUST BE DILUTED BEFORE INTRAVENOUS USE.**

**30 mL**

Multiple Dose Vial Rx only

Each mL contains: Tobramycin sulfate equivalent to 40 mg tobramycin; phenol, 5 mg; sodium metabisulfite, 3.2 mg; edetate disodium, 0.1 mg; water for injection, q.s. Sulfuric acid and/or sodium hydroxide may have been added to adjust pH.

Usual dosage: See package insert.

STORE AT: 20° to 25°C (68° to 77°F) [see USP Controlled Room Temperature]. The container closure is not made with natural rubber latex.

www.fresenius-kabi.com/us

Fresenius Kabi  
Lake Zurich, IL 60047

3 63323-306-05 2

4 02104 G

LOT/EXP

Entered: \_\_\_\_\_  
Date \_\_\_\_\_ Time \_\_\_\_\_

**PACKAGE LABEL - PRINCIPAL DISPLAY - Tobramycin 2 mL Multiple Dose Vial Label**

NDC 63323-306-01 300602

**Tobramycin** Injection, USP

**80 mg per 2 mL**

**(40 mg per mL)**

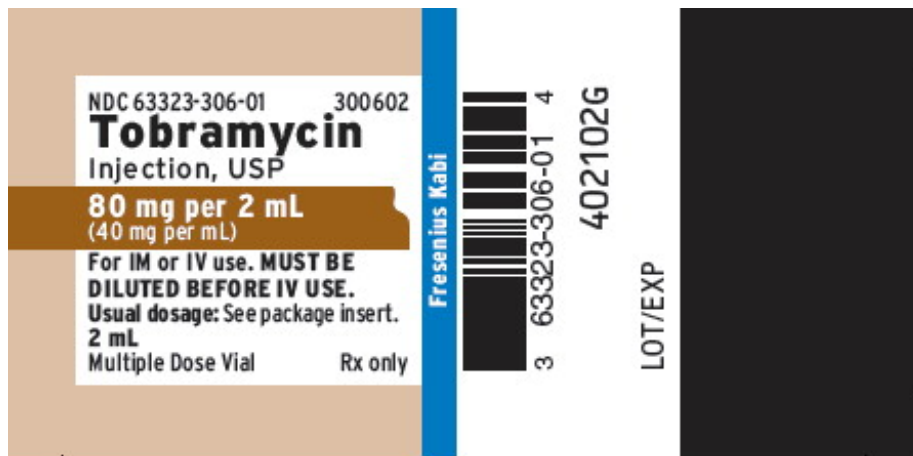
**For IM or IV use. MUST BE  
DILUTED BEFORE IV USE.**

**Usual dosage:** See package insert.

**2 mL**

Multiple Dose Vial

Rx only



**PACKAGE LABEL - PRINCIPAL DISPLAY - Tobramycin 2 mL Multiple Dose Tray Label**

NDC 63323-306-02 300602

**Tobramycin** Injection, USP

**80 mg per 2 mL**

**(40 mg per mL)**

For intramuscular or intravenous use.

**MUST BE DILUTED**

**BEFORE IV USE.**

**25 x 2 mL**

Multiple Dose Vials

Rx only

NDC 63323-306-02

300602

Sterile.

# Tobramycin

Injection, USP

**80 mg per 2 mL**  
(40 mg per mL)

For intramuscular or intravenous use.

**MUST BE DILUTED BEFORE IV USE.**

**25 x 2 mL**

Multiple Dose Vials

Rx only

**Each mL contains:** Tobramycin sulfate equivalent to 40 mg tobramycin; phenol, 5 mg; sodium metabisulfite, 3.2 mg; edetate disodium, 0.1 mg; water for injection, q.s. Sulfuric acid and/or sodium hydroxide may have been added to adjust pH.

**Usual dosage:** See package insert.


**STORE AT: 20° to 25°C (68° to 77°F)** [see USP Controlled Room Temperature]. The container closure is not made with natural rubber latex.

[www.fresenius-kabi.com/us](http://www.fresenius-kabi.com/us)

Fresenius Kabi  
Lake Zurich, IL 60047



42706H



(01)20363323306025

## PACKAGE LABEL - PRINCIPAL DISPLAY - Tobramycin 30 mL Multiple Dose Tray Label

NDC 63323-306-30

300630

**Tobramycin** Injection, USP

**1,200 mg per 30 mL**

**(40 mg per mL)**

For intramuscular or intravenous use.

**MUST BE DILUTED**

**BEFORE INTRAVENOUS USE.**

**10 x 30 mL**

Multiple Dose Vials

Rx only

NDC 63323-306-30

300630

Sterile.

# Tobramycin Injection, USP

**1,200 mg per 30 mL**  
(40 mg per mL)For intramuscular or  
intravenous use.**MUST BE DILUTED BEFORE  
INTRAVENOUS USE.****10 X 30 mL**

Multiple Dose Vials

Rx only

**Each mL contains:** Tobramycin sulfate  
equivalent to 40 mg tobramycin;  
phenol, 5 mg; sodium metabisulfite, 3.2 mg;  
edetate disodium, 0.1 mg; water for  
injection, q.s. Sulfuric acid and/or sodium  
hydroxide may have been added to  
adjust pH.**Usual dosage:** See package insert.**STORE AT: 20° to 25°C (68° to 77°F)**  
[see USP Controlled Room Temperature].  
The container closure is not made with  
natural rubber latex.[www.fresenius-kabi.com/us](http://www.fresenius-kabi.com/us)Fresenius Kabi  
Lake Zurich, IL 60047

421068



(01)20363323306308

## TOBRAMYCIN

tobramycin sulfate injection, solution

### Product Information

<b>Product Type</b>	HUMAN PRESCRIPTION DRUG	<b>Item Code (Source)</b>	NDC:63323-306
<b>Route of Administration</b>	INTRAMUSCULAR, INTRAVENOUS		

### Active Ingredient/Active Moiety

Ingredient Name	Basis of Strength	Strength
<b>TOBRAMYCIN SULFATE</b> (UNII: HJT0RXD7JK) (TOBRAMYCIN - UNII:VZ8RRZ51VK)	TOBRAMYCIN	40 mg in 1 mL

### Inactive Ingredients

Ingredient Name	Strength
<b>PHENOL</b> (UNII: 339NCG44TV)	5 mg in 1 mL
<b>SODIUM METABISULFITE</b> (UNII: 4VON5FNS3C)	3.2 mg in 1 mL
<b>EDETATE DISODIUM</b> (UNII: 7FLD91C86K)	0.1 mg in 1 mL
<b>SULFURIC ACID</b> (UNII: O40UQP6WCF)	
<b>SODIUM HYDROXIDE</b> (UNII: 55X04QC32I)	
<b>WATER</b> (UNII: 059QF0KO0R)	

### Packaging

#	Item Code	Package Description	Marketing Start Date	Marketing End Date
1	NDC:63323-306-02	25 in 1 TRAY	11/23/2005	

1	NDC:63323-306-01	2 mL in 1 VIAL, MULTI-DOSE; Type 0: Not a Combination Product		
2	NDC:63323-306-30	10 in 1 TRAY	11/23/2005	
2	NDC:63323-306-05	30 mL in 1 VIAL, MULTI-DOSE; Type 0: Not a Combination Product		

## Marketing Information

Marketing Category	Application Number or Monograph Citation	Marketing Start Date	Marketing End Date
ANDA	ANDA065122	11/23/2005	

## TOBRAMYCIN

tobramycin sulfate injection, solution

### Product Information

Product Type	HUMAN PRESCRIPTION DRUG	Item Code (Source)	NDC:63323-305
Route of Administration	INTRAMUSCULAR, INTRAVENOUS		

### Active Ingredient/Active Moiety

Ingredient Name	Basis of Strength	Strength
TOBRAMYCIN SULFATE (UNII: HJT0RXD7JK) (TOBRAMYCIN - UNII:VZ8RRZ51VK)	TOBRAMYCIN	10 mg in 1 mL

### Inactive Ingredients

Ingredient Name	Strength
PHENOL (UNII: 339NCG44TV)	5 mg in 1 mL
SODIUM METABISULFITE (UNII: 4VON5FNS3C)	3.2 mg in 1 mL
EDETATE DISODIUM (UNII: 7FLD91C86K)	0.1 mg in 1 mL
SULFURIC ACID (UNII: O40UQP6WCF)	
SODIUM HYDROXIDE (UNII: 55X04QC32I)	
WATER (UNII: 059QF0KO0R)	

### Packaging

#	Item Code	Package Description	Marketing Start Date	Marketing End Date
1	NDC:63323-305-02	25 in 1 TRAY	11/30/2004	
1	NDC:63323-305-01	2 mL in 1 VIAL, MULTI-DOSE; Type 0: Not a Combination Product		

## Marketing Information

Marketing	Application Number or Monograph	Marketing Start	Marketing End
-----------	---------------------------------	-----------------	---------------

Category	Citation	Date	Date
ANDA	ANDA065122	11/30/2004	

**Labeler** - Fresenius Kabi USA, LLC (608775388)

### Establishment

Name	Address	ID/FEI	Business Operations
Fresenius Kabi USA, LLC		840771732	ANALYSIS(63323-305, 63323-306) , MANUFACTURE(63323-305, 63323-306)

Revised: 2/2024

Fresenius Kabi USA, LLC