

OCTREOTIDE ACETATE- octreotide acetate

Teva Pharmaceuticals, Inc.

Reference Label Set Id: b910b89c-c54f-4b96-990a-c8167e766ef9

HIGHLIGHTS OF PRESCRIBING INFORMATION

These highlights do not include all the information needed to use OCTREOTIDE ACETATE FOR INJECTABLE SUSPENSION safely and effectively. See full prescribing information for OCTREOTIDE ACETATE FOR INJECTABLE SUSPENSION.

OCTREOTIDE ACETATE for injectable suspension, for gluteal intramuscular use

Initial U.S. Approval: 1988

RECENT MAJOR CHANGES

Warnings and Precautions, Steatorrhea and Malabsorption of Dietary Fats (5.5) 07/2024

INDICATIONS AND USAGE

Octreotide acetate for injectable suspension is a somatostatin analogue indicated for: Treatment in patients who have responded to and tolerated octreotide acetate injection subcutaneous injection for:

- Acromegaly (1.1)
- Severe diarrhea/flushing episodes associated with metastatic carcinoid tumors (1.2)
- Profuse watery diarrhea associated with Vasoactive Intestinal Peptide (VIP) secreting tumors (1.3)

DOSAGE AND ADMINISTRATION

Patients Not Currently Receiving Octreotide Acetate Injection Subcutaneously:

- *Acromegaly*: 50 mcg three times daily octreotide acetate injection subcutaneously for 2 weeks followed by octreotide acetate for injectable suspension 20 mg intragluteally every 4 weeks for 3 months (2.1)
- *Carcinoid Tumors and VIPomas*: Octreotide acetate injection subcutaneously 100 mcg/day to 600 mcg/day in 2 to 4 divided doses for 2 weeks followed by octreotide acetate for injectable suspension 20 mg every 4 weeks for 2 months (2.2)

Patients Currently Receiving Octreotide Acetate Injection Subcutaneously:

- *Acromegaly*: 20 mg every 4 weeks for 3 months (2.1)
- *Carcinoid Tumors and VIPomas*: 20 mg every 4 weeks for 2 months (2.2)

Renal Impairment, Patients on Dialysis: 10 mg every 4 weeks (2.3)

Hepatic Impairment, Patients with Cirrhosis: 10 mg every 4 weeks (2.4)

DOSAGE FORMS AND STRENGTHS

For injectable suspension: strengths 10 mg per 8 mL, 20 mg per 8 mL, or 30 mg per 8 mL single-dose vials (3)

CONTRAINDICATIONS

None (4)

WARNINGS AND PRECAUTIONS

- Cholelithiasis and Complications of Cholelithiasis: Monitor periodically. Discontinue if complications of cholelithiasis are suspected (5.1)
- Glucose Metabolism: Hypoglycemia or hyperglycemia may occur. Glucose monitoring is recommended and anti-diabetic treatment may need adjustment (5.2)
- Thyroid Function: Hypothyroidism may occur. Monitor thyroid levels periodically (5.3)
- Cardiac Function: Bradycardia, arrhythmia, or conduction abnormalities may occur. Use with caution in at-risk patients (5.4)
- Steatorrhea and Malabsorption of Dietary Fats: New onset steatorrhea, stool discoloration, loose stools, abdominal bloating, and weight loss may occur. If new occurrence or worsening of these symptoms are reported, evaluate for potential pancreatic exocrine insufficiency (5.5)

ADVERSE REACTIONS

The most common adverse reactions, occurring in $\geq 20\%$ of patients are:

- Acromegaly: Diarrhea, cholelithiasis, abdominal pain, flatulence (6.1)
- Carcinoid Syndrome: Back pain, fatigue, headache, abdominal pain, nausea, dizziness (6.1)

To report SUSPECTED ADVERSE REACTIONS, contact Teva at 1-888-838-2872 or FDA at 1-800-FDA-1088 or www.fda.gov/medwatch.

DRUG INTERACTIONS

- The following drugs require monitoring and possible dose adjustment when used with octreotide acetate for injectable suspension: cyclosporine, insulin, oral hypoglycemic agents, beta-blockers, and bromocriptine (7)
- Lutetium Lu 177 Dotatate Injection: Discontinue octreotide acetate for injectable suspension at least 4 weeks prior to each lutetium Lu 177 dotatate dose (7.6)

USE IN SPECIFIC POPULATIONS

Females and Males of Reproductive Potential: Advise premenopausal females of the potential for an unintended pregnancy (8.3)

See 17 for PATIENT COUNSELING INFORMATION.

Revised: 7/2024

FULL PRESCRIBING INFORMATION: CONTENTS*

1 INDICATIONS AND USAGE

- 1.1 Acromegaly
- 1.2 Carcinoid Tumors
- 1.3 Vasoactive Intestinal Peptide Tumors (VIPomas)
- 1.4 Important Limitations of Use

2 DOSAGE AND ADMINISTRATION

- 2.1 Acromegaly
- 2.2 Carcinoid Tumors and VIPomas
- 2.3 Special Populations: Renal Impairment
- 2.4 Special Populations: Hepatic Impairment – Cirrhotic Patients

3 DOSAGE FORMS AND STRENGTHS

4 CONTRAINDICATIONS

5 WARNINGS AND PRECAUTIONS

- 5.1 Cholelithiasis and Complications of Cholelithiasis
- 5.2 Hyperglycemia and Hypoglycemia
- 5.3 Thyroid Function Abnormalities
- 5.4 Cardiac Function Abnormalities
- 5.5 Steatorrhea and Malabsorption of Dietary Fats
- 5.6 Changes in Vitamin B₁₂ Levels
- 5.7 Changes in Zinc Levels
- 5.8 Monitoring: Laboratory Tests
- 5.9 Drug Interactions

6 ADVERSE REACTIONS

- 6.1 Clinical Trials Experience
- 6.2 Postmarketing Experience

7 DRUG INTERACTIONS

- 7.1 Cyclosporine
- 7.2 Insulin and Oral Hypoglycemic Drugs
- 7.3 Bromocriptine
- 7.4 Other Concomitant Drug Therapy
- 7.5 Drug Metabolism Interactions
- 7.6 Lutetium Lu 177 Dotatate Injection

8 USE IN SPECIFIC POPULATIONS

- 8.1 Pregnancy
- 8.2 Lactation
- 8.3 Females and Males of Reproductive Potential
- 8.4 Pediatric Use
- 8.5 Geriatric Use
- 8.6 Renal Impairment
- 8.7 Hepatic Impairment-Cirrhotic Patients

10 OVERDOSAGE

11 DESCRIPTION

12 CLINICAL PHARMACOLOGY

- 12.1 Mechanism of Action
- 12.2 Pharmacodynamics
- 12.3 Pharmacokinetics

13 NONCLINICAL TOXICOLOGY

- 13.1 Carcinogenesis, Mutagenesis, Impairment of Fertility

14 CLINICAL STUDIES

- 14.1 Acromegaly
- 14.2 Carcinoid Syndrome

16 HOW SUPPLIED/STORAGE AND HANDLING

17 PATIENT COUNSELING INFORMATION

* Sections or subsections omitted from the full prescribing information are not listed.

FULL PRESCRIBING INFORMATION

1 INDICATIONS AND USAGE

Octreotide acetate for injectable suspension 10 mg, 20 mg, and 30 mg is indicated in patients in whom initial treatment with octreotide acetate injection has been shown to be effective and tolerated.

1.1 Acromegaly

Long-term maintenance therapy in acromegalic patients who have had an inadequate response to surgery and/or radiotherapy, or for whom surgery and/or radiotherapy, is not an option. The goal of treatment in acromegaly is to reduce GH and IGF-1 levels to normal [see *Clinical Studies (14)*, *Dosage and Administration (2)*].

1.2 Carcinoid Tumors

Long-term treatment of the severe diarrhea and flushing episodes associated with metastatic carcinoid tumors.

1.3 Vasoactive Intestinal Peptide Tumors (VIPomas)

Long-term treatment of the profuse watery diarrhea associated with VIP-secreting tumors.

1.4 Important Limitations of Use

In patients with carcinoid syndrome and VIPomas, the effect of octreotide acetate injection and octreotide acetate for injectable suspension on tumor size, rate of growth and development of metastases, has not been determined.

2 DOSAGE AND ADMINISTRATION

- Octreotide acetate for injectable suspension should be administered by a trained healthcare provider. It is important to closely follow the mixing instructions included in the packaging. Octreotide acetate for injectable suspension must be administered immediately after mixing.
- **Do not directly inject diluent without preparing suspension.**
- The recommended needle size for administration of octreotide acetate for injectable suspension is the 1½" 19 gauge safety injection needle (supplied in the drug product kit). For patients with a greater skin to muscle depth, a size 2" 19 gauge needle (not supplied) may be used.
- Octreotide acetate for injectable suspension should be administered intramuscularly (IM) in the gluteal region at 4-week intervals. Administration of octreotide acetate for injectable suspension at intervals greater than 4 weeks is not recommended.
- Injection sites should be rotated in a systematic manner to avoid irritation. Deltoid injections should be avoided due to significant discomfort at the injection site when given in that area.
- **Octreotide acetate for injectable suspension should never be administered intravenously or subcutaneously.**

The following dosage regimens are recommended.

2.1 Acromegaly

Patients Not Currently Receiving Octreotide Acetate

Patients not currently receiving octreotide acetate should begin therapy with octreotide acetate injection given subcutaneously in an initial dose of 50 mcg three times daily which may be titrated. Most patients require doses of 100 mcg to 200 mcg three times daily for maximum effect but some patients require up to 500 mcg three times daily.

Patients should be maintained on octreotide acetate injection subcutaneous for at least 2

weeks to determine tolerance to octreotide acetate. Patients who are considered to be “responders” to the drug, based on GH and IGF-1 levels and who tolerate the drug, can then be switched to octreotide acetate for injectable suspension in the dosage scheme described below (Patients Currently Receiving Octreotide Acetate Injection).

Patients Currently Receiving Octreotide Acetate Injection

Patients currently receiving octreotide acetate injection can be switched directly to octreotide acetate for injectable suspension in a dose of 20 mg given IM intragluteally at 4-week intervals for 3 months. After 3 months, dosage may be adjusted as follows:

- GH \leq 2.5 ng/mL, IGF-1 normal, and clinical symptoms controlled: maintain octreotide acetate for injectable suspension dosage at 20 mg every 4 weeks
- GH $>$ 2.5 ng/mL, IGF-1 elevated, and/or clinical symptoms uncontrolled, increase octreotide acetate for injectable suspension dosage to 30 mg every 4 weeks
- GH \leq 1 ng/mL, IGF-1 normal, and clinical symptoms controlled, reduce octreotide acetate for injectable suspension dosage to 10 mg every 4 weeks
- If GH, IGF-1, or symptoms are not adequately controlled at a dose of 30 mg, the dose may be increased to 40 mg every 4 weeks. Doses higher than 40 mg are not recommended.

In patients who have received pituitary irradiation, octreotide acetate for injectable suspension should be withdrawn yearly for approximately 8 weeks to assess disease activity. If GH or IGF-1 levels increase and signs and symptoms recur, octreotide acetate for injectable suspension therapy may be resumed.

2.2 Carcinoid Tumors and VIPomas

Patients Not Currently Receiving Octreotide Acetate

Patients not currently receiving octreotide acetate should begin therapy with octreotide acetate injection given subcutaneously. The suggested daily dosage for carcinoid tumors during the first 2 weeks of therapy ranges from 100 mcg/day to 600 mcg/day in 2 to 4 divided doses (mean daily dosage is 300 mcg). Some patients may require doses up to 1,500 mcg/day. The suggested daily dosage for VIPomas is 200 mcg to 300 mcg in 2 to 4 divided doses (range, 150 mcg to 750 mcg); dosage may be adjusted on an individual basis to control symptoms but usually doses above 450 mcg/day are not required.

Octreotide acetate injection should be continued for at least 2 weeks. Thereafter, patients who are considered “responders” to octreotide acetate, and who tolerate the drug, may be switched to octreotide acetate for injectable suspension in the dosage regimen as described below (Patients Currently Receiving Octreotide Acetate Injection).

Patients Currently Receiving Octreotide Acetate Injection

Patients currently receiving octreotide acetate injection can be switched to octreotide acetate for injectable suspension in a dosage of 20 mg given IM intragluteally at 4-week intervals for 2 months. Because of the need for serum octreotide to reach therapeutically effective levels following initial injection of octreotide acetate for injectable suspension, carcinoid tumor and VIPoma patients should continue to receive octreotide acetate injection subcutaneously for at least 2 weeks in the same dosage they were taking before the switch. Failure to continue subcutaneous injections for this period may result in exacerbation of symptoms (some patients may require 3 or 4 weeks of such therapy).

After 2 months, dosage may be adjusted as follows:

- If symptoms are adequately controlled, consider a dose reduction to 10 mg for a trial period. If symptoms recur, dosage should then be increased to 20 mg every 4 weeks. Many patients can, however, be satisfactorily maintained at a 10-mg dose every 4 weeks.
- If symptoms are not adequately controlled, increase octreotide acetate for injectable suspension to 30 mg every 4 weeks. Patients who achieve good control on a 20-mg dose may have their dose lowered to 10 mg for a trial period. If symptoms recur, dosage should then be increased to 20 mg every 4 weeks.
- Dosages higher than 30 mg are not recommended.

Despite good overall control of symptoms, patients with carcinoid tumors and VIPomas often experience periodic exacerbation of symptoms (regardless of whether they are being maintained on octreotide acetate injection or octreotide acetate for injectable suspension). During these periods, they may be given octreotide acetate injection subcutaneously for a few days at the dosage they were receiving prior to switching to octreotide acetate for injectable suspension. When symptoms are again controlled, the octreotide acetate injection subcutaneous can be discontinued.

2.3 Special Populations: Renal Impairment

In patients with renal failure requiring dialysis, the starting dose should be 10 mg every 4 weeks. In other patients with renal impairment, the starting dose should be similar to a nonrenal patient (i.e., 20 mg every 4 weeks) [see *Clinical Pharmacology* (12)].

2.4 Special Populations: Hepatic Impairment - Cirrhotic Patients

In patients with established cirrhosis of the liver, the starting dose should be 10 mg every 4 weeks [see *Clinical Pharmacology* (12.3)].

3 DOSAGE FORMS AND STRENGTHS

Octreotide acetate for injectable suspension is available in single-dose kits containing an 8-mL single-dose vial of 10 mg, 20 mg, or 30 mg strength, a prefilled syringe containing 2 mL of diluent, one vial adapter, and one sterile 1 1/2" 19 gauge safety injection needle. An instruction booklet for the preparation of drug suspension for injection is also included with each kit.

4 CONTRAINDICATIONS

None.

5 WARNINGS AND PRECAUTIONS

5.1 Cholelithiasis and Complications of Cholelithiasis

Octreotide acetate for injectable suspension may inhibit gallbladder contractility and decrease bile secretion, which may lead to gallbladder abnormalities or sludge. There have been postmarketing reports of cholelithiasis (gallstones) resulting in complications, including cholecystitis, cholangitis, pancreatitis and requiring cholecystectomy in patients taking octreotide acetate for injectable suspension [see *Adverse Reactions* (6)]. Patients should be monitored periodically. If complications of cholelithiasis are suspected, discontinue octreotide acetate for injectable suspension and treat appropriately.

5.2 Hyperglycemia and Hypoglycemia

Octreotide alters the balance between the counter-regulatory hormones, insulin, glucagon, and growth hormone (GH), which may result in hypoglycemia or hyperglycemia. Blood glucose levels should be monitored when octreotide acetate for injectable suspension treatment is initiated, or when the dose is altered. Anti-diabetic treatment should be adjusted accordingly [see *Adverse Reactions* (6)].

5.3 Thyroid Function Abnormalities

Octreotide suppresses the secretion of thyroid-stimulating hormone (TSH), which may result in hypothyroidism. Baseline and periodic assessment of thyroid function (TSH, total and/or free T₄) is recommended during chronic octreotide therapy [see *Adverse Reactions* (6)].

5.4 Cardiac Function Abnormalities

In both acromegalic and carcinoid syndrome patients, bradycardia, arrhythmias and conduction abnormalities have been reported during octreotide therapy. Other electrocardiogram (ECG) changes were observed such as QT prolongation, axis shifts,

early repolarization, low voltage, R/S transition, early R wave progression, and nonspecific ST-T wave changes. The relationship of these events to octreotide acetate is not established because many of these patients have underlying cardiac disease. Dose adjustments in drugs such as beta-blockers that have bradycardic effects may be necessary. In one acromegalic patient with severe congestive heart failure (CHF), initiation of octreotide acetate injection-therapy resulted in worsening of CHF with improvement when drug was discontinued. Confirmation of a drug effect was obtained with a positive rechallenge [see *Adverse Reactions* (6)].

5.5 Steatorrhea and Malabsorption of Dietary Fats

New onset steatorrhea, stool discoloration and loose stool have been reported in patients receiving somatostatin analogs, including octreotide acetate for injectable suspension. Somatostatin analogs reversibly inhibit secretion of pancreatic enzymes and bile acids, which may result in malabsorption of dietary fats and subsequent symptoms of steatorrhea, loose stools, abdominal bloating, and weight loss. If new occurrence or worsening of these symptoms are reported in patients receiving octreotide acetate for injectable suspension, evaluate patients for potential pancreatic exocrine insufficiency and manage accordingly.

5.6 Changes in Vitamin B₁₂ Levels

Depressed vitamin B₁₂ levels and abnormal Schilling tests have been observed in some patients receiving octreotide therapy, and monitoring of vitamin B₁₂ levels is recommended during therapy with octreotide acetate for injectable suspension.

5.7 Changes in Zinc Levels

Octreotide has been investigated for the reduction of excessive fluid loss from the GI tract in patients with conditions producing such a loss. If such patients are receiving total parenteral nutrition (TPN), serum zinc may rise excessively when the fluid loss is reversed. Patients on TPN and octreotide should have periodic monitoring of zinc levels.

5.8 Monitoring: Laboratory Tests

Laboratory tests that may be helpful as biochemical markers in determining and following patient response depend on the specific tumor. Based on diagnosis, measurement of the following substances may be useful in monitoring the progress of therapy [see *Dosage and Administration* (2.1, 2.2)].

Acromegaly: Growth Hormone, IGF-1 (somatomedin C)

Carcinoid: 5-HIAA (urinary 5-hydroxyindole acetic acid), plasma serotonin, plasma Substance P

VIPoma: VIP (plasma vasoactive intestinal peptide) baseline and periodic total and/or free T₄ measurements should be performed during chronic therapy

5.9 Drug Interactions

Octreotide has been associated with alterations in nutrient absorption, so it may have an effect on absorption of orally administered drugs. Concomitant administration of octreotide injection with cyclosporine may decrease blood levels of cyclosporine [see *Drug Interactions* (7.1)].

6 ADVERSE REACTIONS

The following clinically significant adverse reactions are described elsewhere in the labeling:

- Cholelithiasis and Complications of Cholelithiasis [see *Warnings and Precautions* (5.1)]
- Hyperglycemia and Hypoglycemia [see *Warnings and Precautions* (5.2)]
- Thyroid Function Abnormalities [see *Warnings and Precautions* (5.3)]
- Cardiac Function Abnormalities [see *Warnings and Precautions* (5.4)]
- Steatorrhea and Malabsorption of Dietary Fats [see *Warnings and Precautions* (5.5)]
- Changes in Vitamin B₁₂ Levels [see *Warnings and Precautions* (5.6)]

- Changes in Zinc Levels [see Warnings and Precautions (5.7)]
- Monitoring: Laboratory Tests [see Warnings and Precautions (5.8)]
- Drug Interactions [see Warnings and Precautions (5.9)]

6.1 Clinical Trials Experience

Because clinical trials are conducted under widely varying conditions, adverse reaction rates observed in the clinical trials of a drug cannot be directly compared to rates in the clinical trial of another drug and may not reflect the rates observed in practice.

Acromegaly

The safety of octreotide acetate for injectable suspension in the treatment of acromegaly has been evaluated in three Phase 3 studies in 261 patients, including 209 exposed for 48 weeks and 96 exposed for greater than 108 weeks. Octreotide acetate for injectable suspension was studied primarily in a double-blind, cross-over manner. Patients on subcutaneous octreotide acetate injection were switched to the octreotide acetate for injectable suspension formulation followed by an open-label extension. The population age range was 14 to 81 years old and 53% were female. Approximately 35% of these acromegaly patients had not been treated with surgery and/or radiation. Most patients received a starting dose of 20 mg every 4 weeks intramuscularly. Dose was up or down titrated based on efficacy and tolerability to a final dose between 10 mg to 60 mg every 4 weeks. Table 1 below reflects adverse events from these studies regardless of presumed causality to study drug.

Table 1. Adverse Events Occurring in $\geq 10\%$ of Acromegalic Patients in the Phase 3 Studies

WHO Preferred Term	Phase 3 Studies (Pooled) Number (%) of Subjects with AEs
	10 mg/20 mg/30 mg (n = 261) n (%)
Diarrhea	93 (35.6)
Abdominal Pain	75 (28.7)
Flatulence	66 (25.3)
Influenza-Like Symptoms	52 (19.9)
Constipation	46 (17.6)
Headache	40 (15.3)
Anemia	40 (15.3)
Injection-Site Pain	36 (13.8)
Cholelithiasis	35 (13.4)
Hypertension	33 (12.6)
Dizziness	30 (11.5)
Fatigue	29 (11.1)

Abbreviation: AEs, adverse events.

The safety of octreotide acetate for injectable suspension in the treatment of acromegaly was also evaluated in a postmarketing randomized Phase 4 study. One-hundred four (104) patients were randomized to either pituitary surgery or 20 mg of octreotide acetate for injectable suspension. All the patients were treatment naïve ('de novo'). Crossover was allowed according to treatment response and a total of 76 patients were exposed to octreotide acetate for injectable suspension. Approximately half of the patients initially randomized to octreotide acetate for injectable suspension were exposed to octreotide acetate for injectable suspension up to 1 year. The population age range was between 20 to 76 years old, 45% were female, 93% were Caucasian, and 1% Black. The majority of these patients were exposed to 30 mg every 4 weeks. Table 2 below reflects the adverse events occurring in this study regardless of presumed causality to study drug.

Table 2. Adverse Events Occurring in $\geq 10\%$ of Acromegalic Patients in Phase 4 Study

WHO Preferred Term	Phase 4 Study Octreotide Acetate for Injectable Suspension	Phase 4 Study Surgery
	N = 76 n (%)	N = 64 n (%)
Diarrhea	36 (47.4)	2 (3.1)
Cholelithiasis	29 (38.2)	3 (4.7)
Abdominal Pain	19 (25.0)	2 (3.1)
Nausea	12 (15.8)	5 (7.8)
Alopecia	10 (13.2)	5 (7.8)
Injection-Site Pain	9 (11.8)	0
Abdominal Pain Upper	8 (10.5)	0
Headache	8 (10.5)	6 (9.4)
Epistaxis	0	7 (10.9)

Gallbladder Abnormalities

Single doses of octreotide acetate injection have been shown to inhibit gallbladder contractility and decrease bile secretion in normal volunteers. In clinical trials with octreotide acetate injection (primarily patients with acromegaly or psoriasis) in patients who had not previously received octreotide acetate, the incidence of biliary tract abnormalities was 63% (27% gallstones, 24% sludge without stones, 12% biliary duct dilatation). The incidence of stones or sludge in patients who received octreotide acetate injection for 12 months or longer was 52%. The incidence of gallbladder abnormalities did not appear to be related to age, sex, or dose but was related to duration of exposure.

In clinical trials, 52% of acromegalic patients, most of whom received octreotide acetate for injectable suspension for 12 months or longer, developed new biliary abnormalities including gallstones, microlithiasis, sediment, sludge, and dilatation. The incidence of new cholelithiasis was 22%, of which 7% were microstones.

Across all trials, a few patients developed acute cholecystitis, ascending cholangitis, biliary obstruction, cholestatic hepatitis, or pancreatitis during octreotide therapy or following its withdrawal. One patient developed ascending cholangitis during octreotide acetate injection therapy and died. Despite the high incidence of new gallstones in patients receiving octreotide acetate, 1% of patients developed acute symptoms requiring cholecystectomy.

Glucose Metabolism - Hypoglycemia/Hyperglycemia

In acromegaly patients treated with either octreotide acetate injection or octreotide acetate for injectable suspension, hypoglycemia occurred in approximately 2% and hyperglycemia in approximately 15% of patients [see *Warnings and Precautions* (5.2)].

Hypothyroidism

In acromegaly patients receiving octreotide acetate injection, 12% developed biochemical hypothyroidism, 8% developed goiter, and 4% required initiation of thyroid replacement therapy while receiving octreotide acetate injection. In acromegalic patients treated with octreotide acetate for injectable suspension, hypothyroidism was reported as an adverse event in 2% and goiter in 2%. Two patients receiving octreotide acetate for injectable suspension required initiation of thyroid hormone replacement therapy [see *Warnings and Precautions* (5.3)].

Cardiac

In acromegalic patients, sinus bradycardia (< 50 bpm) developed in 25%; conduction abnormalities occurred in 10% and arrhythmias developed in 9% of patients during

octreotide acetate injection-therapy. The relationship of these events to octreotide acetate is not established because many of these patients have underlying cardiac disease [see *Warnings and Precautions* (5.4)].

Gastrointestinal

The most common symptoms are gastrointestinal. The overall incidence of the most frequent of these symptoms in clinical trials of acromegalic patients treated for approximately 1 to 4 years is shown in Table 3.

Table 3. Number (%) of Acromegalic Patients with Common GI Adverse Events

Adverse Event	Octreotide Acetate Injection S.C. Three Times Daily n = 114		Octreotide Acetate for Injectables Suspension Every 28 Days n = 261	
	n	%	n	%
Diarrhea	66	(57.9)	95	(36.4)
Abdominal Pain or Discomfort	50	(43.9)	76	(29.1)
Nausea	34	(29.8)	27	(10.3)
Flatulence	15	(13.2)	67	(25.7)
Constipation	10	(8.8)	49	(18.8)
Vomiting	5	(4.4)	17	(6.5)

Only 2.6% of the patients on octreotide acetate injection in U.S. clinical trials discontinued therapy due to these symptoms. No acromegalic patient receiving octreotide acetate for injectable suspension discontinued therapy for a GI event.

In patients receiving octreotide acetate for injectable suspension, the incidence of diarrhea was dose related. Diarrhea, abdominal pain, and nausea developed primarily during the first month of treatment with octreotide acetate for injectable suspension. Thereafter, new cases of these events were uncommon. The vast majority of these events were mild-to-moderate in severity.

In rare instances, gastrointestinal adverse effects may resemble acute intestinal obstruction, with progressive abdominal distention, severe epigastric pain, abdominal tenderness, and guarding.

Dyspepsia, steatorrhea, discoloration of feces, and tenesmus were reported in 4% to 6% of patients.

In a clinical trial of carcinoid syndrome, nausea, abdominal pain, and flatulence were reported in 27% to 38% and constipation or vomiting in 15% to 21% of patients treated with octreotide acetate for injectable suspension. Diarrhea was reported as an adverse event in 14% of patients, but since most of the patients had diarrhea as a symptom of carcinoid syndrome, it is difficult to assess the actual incidence of drug-related diarrhea.

Pain at the Injection Site

Pain on injection, which is generally mild-to-moderate, and short-lived (usually about 1 hour) is dose related, being reported by 2%, 9%, and 11% of acromegalic patients receiving doses of 10 mg, 20 mg, and 30 mg, respectively, of octreotide acetate for injectable suspension. In carcinoid patients, where a diary was kept, pain at the injection site was reported by about 20% to 25% at a 10-mg dose and about 30% to 50% at the 20-mg and 30-mg dose.

Antibodies to Octreotide

Studies to date have shown that antibodies to octreotide develop in up to 25% of patients treated with octreotide acetate. These antibodies do not influence the degree of efficacy response to octreotide; however, in two acromegalic patients who received

octreotide acetate injection, the duration of GH suppression following each injection was about twice as long as in patients without antibodies. It has not been determined whether octreotide antibodies will also prolong the duration of GH suppression in patients being treated with octreotide acetate for injectable suspension.

Carcinoid and VIPomas

The safety of octreotide acetate for injectable suspension in the treatment of carcinoid tumors and VIPomas has been evaluated in one Phase 3 study. Study 1 randomized 93 patients with carcinoid syndrome to octreotide acetate for injectable suspension 10 mg, 20 mg, or 30 mg in a blind fashion or to open-label octreotide acetate injection subcutaneously. The population age range was between 25 to 78 years old and 44% were female, 95% were Caucasian and 3% Black. All the patients had symptom control on their previous octreotide acetate subcutaneous treatment. Eighty (80) patients finished the initial 24 weeks of octreotide acetate exposure in Study 1. In Study 1, comparable numbers of patients were randomized to each dose. Table 4 below reflects the adverse events occurring in $\geq 15\%$ of patients regardless of presumed causality to study drug.

Table 4. Adverse Events Occurring in $\geq 15\%$ of Carcinoid Tumor and VIPoma Patients in Study 1

WHO Preferred Term	Number (%) of Subjects With AEs (n = 93)			
	S.C. N = 26	10 mg N = 22	20 mg N = 20	30 mg N = 25
Abdominal Pain	8 (30.8)	8 (35.4)	2 (10.0)	5 (20.0)
Arthropathy	5 (19.2)	2 (9.1)	3 (15.0)	2 (8.0)
Back Pain	7 (26.9)	6 (27.3)	2 (10.0)	2 (8.0)
Dizziness	4 (15.4)	4 (18.2)	4 (20.0)	5 (20.0)
Fatigue	3 (11.5)	7 (31.8)	2 (10.0)	2 (8.0)
Flatulence	3 (11.5)	2 (9.1)	2 (10.0)	4 (16.0)
Generalized Pain	4 (15.4)	2 (9.1)	3 (15.0)	1 (4.0)
Headache	5 (19.2)	4 (18.2)	6 (30.0)	4 (16.0)
Musculoskeletal Pain	4 (15.4)	0	1 (5.0)	0
Myalgia	0	4 (18.2)	1 (5.0)	1 (4.0)
Nausea	8 (30.8)	9 (40.9)	6 (30.0)	6 (24.0)
Pruritus	0	4 (18.2)	0	0
Rash	1 (3.8)	0	3 (15.0)	0
Sinusitis	4 (15.4)	0	1 (5.0)	3 (12.0)
URTI	6 (23.1)	4 (18.2)	2 (10.0)	3 (12.0)
Vomiting	3 (11.5)	0	0	4 (16.0)

Gallbladder Abnormalities

In clinical trials, 62% of malignant carcinoid patients, who received octreotide acetate for injectable suspension for up to 18 months, developed new biliary abnormalities including jaundice, gallstones, sludge, and dilatation. New gallstones occurred in a total of 24% of patients.

Glucose Metabolism - Hypoglycemia/Hyperglycemia

In carcinoid patients, hypoglycemia occurred in 4% and hyperglycemia in 27% of patients treated with octreotide acetate for injectable suspension [see Warnings and

Precautions (5.2)].

Hypothyroidism

In carcinoid patients, hypothyroidism has only been reported in isolated patients and goiter has not been reported [see *Warnings and Precautions (5.3)*].

Cardiac

Electrocardiograms were performed only in carcinoid patients receiving octreotide acetate for injectable suspension. In carcinoid syndrome patients, sinus bradycardia developed in 19%, conduction abnormalities occurred in 9%, and arrhythmias developed in 3%. The relationship of these events to octreotide acetate is not established because many of these patients have underlying cardiac disease [see *Warnings and Precautions (5.4)*].

Other Clinical Studies Adverse Events

Other clinically significant adverse events (relationship to drug not established) in acromegalic and/or carcinoid syndrome patients receiving octreotide acetate for injectable suspension were malignant hyperpyrexia, cerebral vascular disorder, rectal bleeding, ascites, pulmonary embolism, pneumonia, and pleural effusion.

6.2 Postmarketing Experience

The following adverse reactions have been identified during the postapproval use of octreotide acetate for injectable suspension. Because these reactions are reported voluntarily from a population of uncertain size, it is not always possible to reliably estimate their frequency or establish a causal relationship to drug exposure.

Blood and lymphatic: pancytopenia, thrombocytopenia

Cardiac: myocardial infarction, cardiac arrest, atrial fibrillation

Ear and labyrinth: deafness

Endocrine: diabetes insipidus, adrenal insufficiency in patients 18 months of age and under, pituitary apoplexy

Eye: glaucoma, visual field defect, scotoma, retinal vein thrombosis

Gastrointestinal: intestinal obstruction, peptic/gastric ulcer, abdomen enlarged, pancreatic exocrine insufficiency

General and administration site: generalized edema, facial edema

Hepatobiliary: gallbladder polyp, fatty liver, hepatitis

Immune: anaphylactoid reactions including anaphylactic shock

Infections and infestations: appendicitis

Laboratory abnormalities: increased liver enzymes, CK increased, creatinine increased

Metabolism and nutrition: diabetes mellitus

Musculoskeletal: arthritis, joint effusion, Raynaud's syndrome

Nervous system: convulsions, aneurysm, intracranial hemorrhage, hemiparesis, paresis, suicide attempt, paranoia, migraines, Bell's palsy, aphasia

Renal and urinary: renal failure, renal insufficiency

Reproductive and breast: gynecomastia, galactorrhea, libido decrease, breast carcinoma

Respiratory: status asthmaticus, pulmonary hypertension, pulmonary nodule, pneumothorax aggravated

Skin and subcutaneous tissue: urticaria, cellulitis, petechiae

Vascular: orthostatic hypotension, hematuria, gastrointestinal hemorrhage, arterial thrombosis of the arm

7 DRUG INTERACTIONS

7.1 Cyclosporine

Concomitant administration of octreotide injection with cyclosporine may decrease blood levels of cyclosporine and result in transplant rejection.

7.2 Insulin and Oral Hypoglycemic Drugs

Octreotide inhibits the secretion of insulin and glucagon. Therefore, blood glucose levels should be monitored when octreotide acetate for injectable suspension treatment is initiated and when the dose is altered and anti-diabetic treatment should be adjusted accordingly.

7.3 Bromocriptine

Concomitant administration of octreotide and bromocriptine increases the availability of bromocriptine.

7.4 Other Concomitant Drug Therapy

Concomitant administration of bradycardia-inducing drugs (e.g., beta-blockers) may have an additive effect on the reduction of heart rate associated with octreotide. Dose adjustments of concomitant medication may be necessary.

Octreotide has been associated with alterations in nutrient absorption, so it may have an effect on absorption of orally administered drugs.

7.5 Drug Metabolism Interactions

Limited published data indicate that somatostatin analogs may decrease the metabolic clearance of compounds known to be metabolized by cytochrome P450 enzymes, which may be due to the suppression of growth hormone. Since it cannot be excluded that octreotide may have this effect, other drugs mainly metabolized by CYP3A4 and which have a low therapeutic index (e.g., quinidine, terfenadine) should therefore be used with caution.

7.6 Lutetium Lu 177 Dotatate Injection

Octreotide competitively binds to somatostatin receptors and may interfere with the efficacy of lutetium Lu 177 dotatate. Discontinue octreotide acetate for injectable suspension at least 4 weeks prior to each lutetium Lu 177 dotatate dose.

8 USE IN SPECIFIC POPULATIONS

8.1 Pregnancy

Risk Summary

The limited data with octreotide acetate for injectable suspension in pregnant women are insufficient to inform a drug-associated risk for major birth defects and miscarriage. In animal reproduction studies, no adverse developmental effects were observed with intravenous administration of octreotide to pregnant rats and rabbits during organogenesis at doses 7- and 13-times, respectively the maximum recommended human dose (MRHD) of 1.5 mg/day based on body surface area (BSA). Transient growth retardation, with no impact on postnatal development, was observed in rat offspring from a pre- and post-natal study of octreotide at intravenous doses below the MRHD based on BSA (see *Data*).

The estimated background risk of major birth defects and miscarriage for the indicated population is unknown. In the U.S. general population, the estimated background risk of major birth defects and miscarriage in clinically recognized pregnancies is 2% to 4% and 15% to 20%, respectively.

Data

Animal Data

In embryo-fetal development studies in rats and rabbits, pregnant animals received intravenous doses of octreotide up to 1 mg/kg/day during the period of organogenesis. A slight reduction in body weight gain was noted in pregnant rats at 0.1 and 1 mg/kg/day. There were no maternal effects in rabbits or embryo-fetal effects in either species up to the maximum dose tested. At 1 mg/kg/day in rats and rabbits, the dose multiple was approximately 7- and 13-times, respectively, at the highest recommended human dose of 1.5 mg/day based on BSA.

In a pre- and post-natal development rat study at intravenous doses of 0.02 to 1 mg/kg/day, a transient growth retardation of the offspring was observed at all doses which was possibly a consequence of growth hormone inhibition by octreotide. The doses attributed to the delayed growth are below the human dose of 1.5 mg/day, based on BSA.

8.2 Lactation

Risk Summary

There is no information available on the presence of octreotide acetate for injectable suspension in human milk, the effects of the drug on the breastfed infant, or the effects of the drug on milk production. Studies show that octreotide administered subcutaneously passes into the milk of lactating rats; however, due to species-specific differences in lactation physiology, animal data may not reliably predict drug levels in human milk (*see Data*). The developmental and health benefits of breastfeeding should be considered along with the mother's clinical need for octreotide acetate for injectable suspension, and any potential adverse effects on the breastfed child from octreotide acetate for injectable suspension or from the underlying maternal condition.

Data

Following a subcutaneous dose (1 mg/kg) of octreotide to lactating rats, transfer of octreotide into milk was observed at a low concentration compared to plasma (milk/plasma ratio of 0.009).

8.3 Females and Males of Reproductive Potential

Discuss the potential for unintended pregnancy with premenopausal women as the therapeutic benefits of a reduction in GH levels and normalization of insulin-like growth factor 1 (IGF-1) concentration in acromegalic females treated with octreotide may lead to improved fertility.

8.4 Pediatric Use

Safety and efficacy of octreotide acetate for injectable suspension in the pediatric population have not been demonstrated.

No formal controlled clinical trials have been performed to evaluate the safety and effectiveness of octreotide acetate for injectable suspension in pediatric patients under 6 years of age. In postmarketing reports, serious adverse events, including hypoxia, necrotizing enterocolitis, and death, have been reported with octreotide acetate use in children, most notably in children under 2 years of age. The relationship of these events to octreotide acetate has not been established as the majority of these pediatric patients had serious underlying comorbid conditions.

The efficacy and safety of octreotide acetate for injectable suspension was examined in a single randomized, double-blind, placebo-controlled, 6-month pharmacokinetics study in 60 pediatric patients age 6 to 17 years with hypothalamic obesity resulting from cranial insult. The mean octreotide concentration after 6 doses of 40 mg octreotide acetate for injectable suspension administered by IM injection every four weeks was approximately 3 ng/mL. Steady-state concentrations were achieved after 3 injections of a 40-mg dose. Mean BMI increased 0.1 kg/m² in octreotide acetate for injectable suspension-treated subjects compared to 0.0 kg/m² in saline control-treated subjects. Efficacy was not demonstrated. Diarrhea occurred in 11 of 30 (37%) patients treated with octreotide acetate for injectable suspension. No unexpected adverse events were

observed. However, with octreotide acetate for injectable suspension 40 mg once a month, the incidence of new cholelithiasis in this pediatric population (33%) was higher than that seen in other adult indications, such as acromegaly (22%) or malignant carcinoid syndrome (24%), where octreotide acetate for injectable suspension was dosed at 10 mg to 30 mg once a month.

8.5 Geriatric Use

Clinical studies of octreotide acetate did not include sufficient numbers of subjects age 65 years and over to determine whether they respond differently from younger subjects. Other reported clinical experience has not identified differences in responses between the elderly and younger patients. In general, dose selection for an elderly patient should be cautious, usually starting at the low end of the dosing range, reflecting the greater frequency of decreased hepatic, renal, or cardiac function, and of concomitant disease or other drug therapy.

8.6 Renal Impairment

In patients with renal failure requiring dialysis, the starting dose should be 10 mg. This dose should be up titrated based on clinical response and speed of response as deemed necessary by the physician. In patients with mild, moderate, or severe renal impairment there is no need to adjust the starting dose of octreotide acetate. The maintenance dose should be adjusted thereafter based on clinical response and tolerability as in nonrenal patients [see *Clinical Pharmacology* (12)].

8.7 Hepatic Impairment-Cirrhotic Patients

In patients with established liver cirrhosis, the starting dose should be 10 mg. This dose should be up titrated based on clinical response and speed of response as deemed necessary by the physician. Once at a higher dose, patient should be maintained or dose adjusted based on response and tolerability as in any noncirrhotic patients [see *Clinical Pharmacology* (12)].

10 OVERDOSAGE

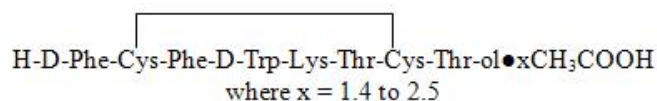
Doses of 2.5 mg (2,500 mcg) of octreotide acetate injection subcutaneously have caused hypoglycemia, flushing, dizziness, and nausea.

Contact Poison Control (1-800-222-1222) for latest recommendations.

11 DESCRIPTION

Octreotide is the acetate salt of a cyclic octapeptide. It is a long-acting octapeptide with pharmacologic properties mimicking those of the natural hormone somatostatin. Octreotide is known chemically as L-Cysteinamide, D-phenylalanyl-L-cysteinyl-L-phenylalanyl-D-tryptophyl-L-lysyl-L-threonyl-N-[2-hydroxy-1-(hydroxy-methyl) propyl]-, cyclic (2→7)-disulfide; [R-(R*,R*)].

The molecular weight of octreotide is 1019.3 g/mol (free peptide, C₄₉H₆₆N₁₀O₁₀S₂) and its amino acid sequence is:



Octreotide acetate for injectable suspension is available in a single-dose vial containing the sterile drug product, which when mixed with diluent, becomes a suspension that is given as a monthly intragluteal injection. The octreotide is uniformly distributed within the microspheres which are made of a biodegradable glucose star polymer, D,L-lactic and glycolic acids copolymer. Sterile mannitol is added to the microspheres to improve suspendability.

Octreotide acetate for injectable suspension is available as: sterile 8-mL single-dose vials in 3 strengths delivering 10 mg, 20 mg, or 30 mg octreotide-free peptide. Each single-dose vial of octreotide acetate for injectable suspension delivers:

Name of Ingredient	10 mg	20 mg	30 mg
octreotide acetate, USP	11.2 mg*	22.4 mg*	33.6 mg*
D,L-lactic and glycolic acids copolymer	188.8 mg	377.6 mg	566.4 mg
mannitol	41.0 mg	81.9 mg	122.9 mg

*Equivalent to 10 mg, 20 mg, or 30 mg octreotide, respectively.

Each prefilled syringe of diluent contains:

carboxymethylcellulose sodium	14 mg
mannitol	12 mg
poloxamer 188	4 mg
water for injection	q.s. to 2 mL

12 CLINICAL PHARMACOLOGY

Octreotide acetate for injectable suspension is a long-acting dosage form consisting of microspheres of the biodegradable glucose star polymer, D,L-lactic and glycolic acids copolymer, containing octreotide acetate. It maintains all of the clinical and pharmacological characteristics of the immediate-release dosage form octreotide acetate injection with the added feature of slow release of octreotide acetate from the site of injection, reducing the need for frequent administration. This slow release occurs as the polymer biodegrades, primarily through hydrolysis. Octreotide acetate for injectable suspension is designed to be injected intramuscularly (intragluteally) once every 4 weeks.

12.1 Mechanism of Action

Octreotide exerts pharmacologic actions similar to the natural hormone, somatostatin. It is an even more potent inhibitor of growth hormone, glucagon, and insulin than somatostatin. Like somatostatin, it also suppresses LH response to GnRH, decreases splanchnic blood flow, and inhibits release of serotonin, gastrin, vasoactive intestinal peptide, secretin, motilin, and pancreatic polypeptide.

By virtue of these pharmacological actions, octreotide has been used to treat the symptoms associated with metastatic carcinoid tumors (flushing and diarrhea), and VIP secreting adenomas (watery diarrhea).

12.2 Pharmacodynamics

Octreotide substantially reduces and in many cases can normalize growth hormone and/or IGF-1 (somatomedin C) levels in patients with acromegaly.

Single doses of octreotide acetate injection given subcutaneously have been shown to inhibit gallbladder contractility and to decrease bile secretion in normal volunteers. In controlled clinical trials, the incidence of gallstone or biliary sludge formation was markedly increased [see *Warnings and Precautions* (5.1)].

Octreotide may cause clinically significant suppression of TSH.

12.3 Pharmacokinetics

Octreotide Acetate Injection

According to data obtained with the immediate-release formulation, octreotide acetate injection solution, after subcutaneous injection, octreotide is absorbed rapidly and completely from the injection site. Peak concentrations of 5.2 ng/mL (100-mcg dose) were reached 0.4 hours after dosing. Using a specific radioimmunoassay, intravenous and subcutaneous doses were found to be bioequivalent. Peak concentrations and area under the curve (AUC) values were dose proportional both after subcutaneous or intravenous single doses up to 400 mcg and with multiple doses of 200 mcg 3 times daily (600 mcg/day). Clearance was reduced by about 66% suggesting nonlinear kinetics of the drug at daily doses of 600 mcg/day compared to 150 mcg/day. The relative decrease in clearance with doses above 600 mcg/day is not defined.

In healthy volunteers, the distribution of octreotide from plasma was rapid ($t_{\alpha 1/2} = 0.2$ h), the volume of distribution (V_{dss}) was estimated to be 13.6 L and the total body clearance was 10 L/h.

In blood, the distribution of octreotide into the erythrocytes was found to be negligible and about 65% was bound in the plasma in a concentration-independent manner. Binding was mainly to lipoprotein and, to a lesser extent, to albumin.

The elimination of octreotide from plasma had an apparent half-life of 1.7 hours, compared with the 1 to 3 minutes with the natural hormone, somatostatin. The duration of action of subcutaneously administered octreotide acetate injection solution is variable but extends up to 12 hours depending upon the type of tumor, necessitating multiple daily dosing with this immediate-release dosage form. About 32% of the dose is excreted unchanged into the urine. In an elderly population, dose adjustments may be necessary due to a significant increase in the half-life (46%) and a significant decrease in the clearance (26%) of the drug.

In patients with acromegaly, the pharmacokinetics differ somewhat from those in healthy volunteers. A mean peak concentration of 2.8 ng/mL (100-mcg dose) was reached in 0.7 hours after subcutaneous dosing. The V_{dss} was estimated to be 21.6 ± 8.5 L and the total body clearance was increased to 18 L/h. The mean percent of the drug bound was 41.2%. The disposition and elimination half-lives were similar to normals.

The half-life in renal-impaired patients was slightly longer than normal subjects (2.4 to 3.1 h versus 1.9 h). The clearance in renal-impaired patients was 7.3 to 8.8 L/h as compared to 8.3 L/h in healthy subjects. In patients with severe renal failure requiring dialysis, clearance was reduced to about half that found in healthy subjects (from approximately 10 L/h to 4.5 L/h).

Patients with liver cirrhosis showed prolonged elimination of drug, with octreotide half-life increasing to 3.7 h and total body clearance decreasing to 5.9 L/h, whereas patients with fatty liver disease showed half-life increasing to 3.4 h and total body clearance of 8.4 L/h. In normal subjects, octreotide half-life is 1.9 h and the clearance is 8.3 L/h which is comparable with the clearance in fatty-liver patients.

Octreotide Acetate for Injectable Suspension

The magnitude and duration of octreotide serum concentrations after an intramuscular injection of the long-acting depot formulation octreotide acetate for injectable suspension reflect the release of drug from the microsphere polymer matrix. Drug release is governed by the slow biodegradation of the microspheres in the muscle, but once present in the systemic circulation, octreotide distributes and is eliminated according to its known pharmacokinetic properties which are as follows.

After a single IM injection of the long-acting depot dosage form octreotide acetate for injectable suspension in healthy volunteer subjects, the serum octreotide concentration reached a transient initial peak of about 0.03 ng/mL/mg within 1 hour after administration progressively declining over the following 3 to 5 days to a nadir of < 0.01 ng/mL/mg, then slowly increasing and reaching a plateau about 2 to 3 weeks post-injection. Plateau concentrations were maintained over a period of nearly 2 to 3 weeks, showing dose proportional peak concentrations of about 0.07 ng/mL/mg. After about 6

weeks post-injection, octreotide concentration slowly decreased, to < 0.01 ng/mL/mg by Weeks 12 to 13, concomitant with the terminal degradation phase of the polymer matrix of the dosage form. The relative bioavailability of the long-acting release octreotide acetate for injectable suspension compared to immediate-release octreotide acetate injection solution given subcutaneously was 60% to 63%.

In patients with acromegaly, the octreotide concentrations after single doses of 10 mg, 20 mg, and 30 mg octreotide acetate for injectable suspension were dose proportional. The transient Day 1 peak, amounting to 0.3 ng/mL, 0.8 ng/mL, and 1.3 ng/mL, respectively, was followed by plateau concentrations of 0.5 ng/mL, 1.3 ng/mL, and 2.0 ng/mL, respectively, achieved about 3 weeks post-injection. These plateau concentrations were maintained for nearly 2 weeks.

Following multiple doses of octreotide acetate for injectable suspension given every 4 weeks, steady-state octreotide serum concentrations were achieved after the third injection. Concentrations were dose proportional and higher by a factor of approximately 1.6 to 2.0 compared to the concentrations after a single dose. The steady-state octreotide concentrations were 1.2 ng/mL and 2.1 ng/mL, respectively, at trough and 1.6 ng/mL and 2.6 ng/mL, respectively, at peak with 20 mg and 30 mg octreotide acetate for injectable suspension given every 4 weeks. No accumulation of octreotide beyond that expected from the overlapping release profiles occurred over a duration of up to 28 monthly injections of octreotide acetate for injectable suspension. With the long-acting depot formulation octreotide acetate for injectable suspension administered IM every 4 weeks the peak-to-trough variation in octreotide concentrations ranged from 44% to 68%, compared to the 163% to 209% variation encountered with the daily subcutaneous three times daily regimen of octreotide acetate injection solution.

In patients with carcinoid tumors, the mean octreotide concentrations after 6 doses of 10 mg, 20 mg, and 30 mg octreotide acetate for injectable suspension administered by IM injection every 4 weeks were 1.2 ng/mL, 2.5 ng/mL, and 4.2 ng/mL, respectively. Concentrations were dose proportional and steady-state concentrations were reached after 2 injections of 20 mg and 30 mg and after 3 injections of 10 mg.

Octreotide acetate for injectable suspension has not been studied in patients with renal impairment.

Octreotide acetate for injectable suspension has not been studied in patients with hepatic impairment.

13 NONCLINICAL TOXICOLOGY

13.1 Carcinogenesis, Mutagenesis, Impairment of Fertility

Studies in laboratory animals have demonstrated no mutagenic potential of octreotide acetate. No mutagenic potential of the polymeric carrier in octreotide acetate for injectable suspension, D,L-lactic and glycolic acids copolymer, was observed in the Ames mutagenicity test.

No carcinogenic potential was demonstrated in mice treated subcutaneously with octreotide for 85 to 99 weeks at doses up to 2 mg/kg/day (8-times the human exposure based on BSA). In a 116-week subcutaneous study in rats administered octreotide, a 27% and 12% incidence of injection-site sarcomas or squamous cell carcinomas was observed in males and females, respectively, at the highest dose level of 1.25 mg/kg/day (10-times the human exposure based on BSA) compared to an incidence of 8% to 10% in the vehicle-control groups. The increased incidence of injection-site tumors was most probably caused by irritation and the high sensitivity of the rat to repeated subcutaneous injections at the same site. Rotating injection sites would prevent chronic irritation in humans. There have been no reports of injection-site tumors in patients treated with octreotide acetate injection for at least 5 years. There was also a 15% incidence of uterine adenocarcinomas in the 1.25 mg/kg/day females compared to 7% in the saline-control females and 0% in the vehicle-control females. The presence of endometritis coupled with the absence of *corpora lutea*, the reduction in mammary fibroadenomas, and the presence of uterine dilatation suggest that the uterine tumors were associated with estrogen dominance in the aged female rats which does not occur

in humans.

Octreotide did not impair fertility in rats at doses up to 1 mg/kg/day, which represents 7-times the human exposure based on BSA.

14 CLINICAL STUDIES

14.1 Acromegaly

The clinical trials of octreotide acetate for injectable suspension were performed in patients who had been receiving octreotide acetate injection for a period of weeks to as long as 10 years. The acromegaly studies with octreotide acetate for injectable suspension described below were performed in patients who achieved GH levels of < 10 ng/mL (and, in most cases < 5 ng/mL) while on subcutaneous octreotide acetate injection. However, some patients enrolled were partial responders to subcutaneous octreotide acetate injection, i.e., GH levels were reduced by > 50% on subcutaneous octreotide acetate injection compared to the untreated state, although not suppressed to < 5 ng/mL.

Octreotide acetate for injectable suspension was evaluated in three clinical trials in acromegalic patients.

In 2 of the clinical trials, a total of 101 patients were entered who had, in most cases, achieved a GH level < 5 ng/mL on octreotide acetate injection given in doses of 100 mcg or 200 mcg three times daily. Most patients were switched to 20 mg or 30 mg doses of octreotide acetate for injectable suspension given once every 4 weeks for up to 27 to 28 injections. A few patients received doses of 10 mg and a few required doses of 40 mg. Growth hormone and IGF-1 levels were at least as well controlled with octreotide acetate for injectable suspension as they had been on octreotide acetate injection and this level of control remained for the entire duration of the trials.

A third trial was a 12-month study that enrolled 151 patients who had a GH level < 10 ng/mL after treatment with octreotide acetate injection (most had levels < 5 ng/mL). The starting dose of octreotide acetate for injectable suspension was 20 mg every 4 weeks for 3 doses. Thereafter, patients received 10 mg, 20 mg, or 30 mg every 4 weeks, depending upon the degree of GH suppression [see *Dosage and Administration* (2)]. Growth hormone and IGF-1 were at least as well controlled on octreotide acetate for injectable suspension as they had been on octreotide acetate injection.

Table 5 summarizes the data on hormonal control (GH and IGF-1) for those patients in the first two clinical trials who received all 27 to 28 injections of octreotide acetate for injectable suspension.

Table 5. Hormonal Response in Acromegalic Patients Receiving 27 to 28 Injections During¹ Treatment with Octreotide Acetate for Injectable Suspension

Mean Hormone Level	Octreotide Acetate Injection S.C.		Octreotide Acetate for Injectable Suspension	
	n	%	n	%
GH < 5.0 ng/mL	69/88	78	73/88	83
< 2.5 ng/mL	44/88	50	41/88	47
< 1.0 ng/mL	6/88	7	10/88	11
IGF-1 normalized	36/88	41	45/88	51
GH < 5.0 ng/mL + IGF-1 normalized	36/88	41	45/88	51
< 2.5 ng/mL + IGF-1 normalized	30/88	34	37/88	42
< 1.0 ng/mL + IGF-1 normalized	5/88	6	10/88	11

¹Average of monthly levels of GH and IGF-1 over the course of the trials.

For the 88 patients in Table 5, a mean GH level of < 2.5 ng/mL was observed in 47% receiving octreotide acetate for injectable suspension. Over the course of the trials, 42% of patients maintained mean growth hormone levels of < 2.5 ng/mL and mean normal

IGF-1 levels.

Table 6 summarizes the data on hormonal control (GH and IGF-1) for those patients in the third clinical trial who received all 12 injections of octreotide acetate for injectable suspension.

Table 6. Hormonal Response in Acromegalic Patients Receiving 12 Injections During¹ Treatment with Octreotide Acetate for Injectable Suspension

Mean Hormone Level	Octreotide Acetate Injection S.C.		Octreotide Acetate for Injectable Suspension	
	n	%	n	%
GH < 5.0 ng/mL	116/122	95	118/122	97
< 2.5 ng/mL	84/122	69	80/122	66
< 1.0 ng/mL	25/122	21	28/122	23
IGF-1 normalized	82/122	67	82/122	67
GH < 5.0 ng/mL + IGF-1 normalized	80/122	66	82/122	67
< 2.5 ng/mL + IGF-1 normalized	65/122	53	70/122	57
< 1.0 ng/mL + IGF-1 normalized	23/122	19	27/122	22

¹Average of monthly levels of GH and IGF-1 over the course of the trial.

For the 122 patients in Table 6, who received all 12 injections in the third trial, a mean GH level of < 2.5 ng/mL was observed in 66% receiving octreotide acetate for injectable suspension. Over the course of the trial, 57% of patients maintained mean growth hormone levels of < 2.5 ng/mL and mean normal IGF-1 levels. In comparing the hormonal response in these trials, note that a higher percentage of patients in the third trial suppressed their mean GH to < 5 ng/mL on subcutaneous octreotide acetate injection, 95%, compared to 78% across the 2 previous trials.

In all 3 trials, GH, IGF-1, and clinical symptoms were similarly controlled on octreotide acetate for injectable suspension as they had been on octreotide acetate injection.

Of the 25 patients who completed the trials and were partial responders to octreotide acetate injection (GH > 5.0 ng/mL but reduced by > 50% relative to untreated levels), 1 patient (4%) responded to octreotide acetate for injectable suspension with a reduction of GH to < 2.5 ng/mL and 8 patients (32%) responded with a reduction of GH to < 5.0 ng/mL.

Two open-label clinical studies investigated a 48-week treatment with octreotide acetate for injectable suspension in 143 untreated (*de novo*) acromegalic patients. The median reduction in tumor volume was 20.6% in Study 1 (49 patients) at 24 weeks and 24.5% in Study 2 (94 patients) at 24 weeks and 36.2% at 48 weeks.

14.2 Carcinoid Syndrome

A 6-month clinical trial of malignant carcinoid syndrome was performed in 93 patients who had previously been shown to be responsive to octreotide acetate injection. Sixty-seven (67) patients were randomized at baseline to receive double-blind doses of 10 mg, 20 mg, or 30 mg octreotide acetate for injectable suspension every 28 days and 26 patients continued, unblinded, on their previous octreotide acetate injection regimen (100 to 300 mcg three times daily).

In any given month after steady-state levels of octreotide were reached, approximately 35% to 40% of the patients who received octreotide acetate for injectable suspension required supplemental subcutaneous octreotide acetate injection therapy usually for a few days, to control exacerbation of carcinoid symptoms. In any given month, the percentage of patients randomized to subcutaneous octreotide acetate injection, who required supplemental treatment with an increased dose of octreotide acetate injection,

was similar to the percentage of patients randomized to octreotide acetate for injectable suspension. Over the 6-month treatment period, approximately 50% to 70% of patients who completed the trial on octreotide acetate for injectable suspension required subcutaneous octreotide acetate injection supplemental therapy to control exacerbation of carcinoid symptoms although steady-state serum octreotide acetate for injectable suspension levels had been reached.

Table 7 presents the average number of daily stools and flushing episodes in malignant carcinoid patients.

Table 7. Average Number of Daily Stools and Flushing Episodes in Patients with Malignant Carcinoid Syndrome

Treatment	Daily Stools (Average Number)		Daily Flushing Episodes (Average Number)		
	n	Baseline	Last Visit	Baseline	Last Visit
Octreotide Acetate Injection S.C. Octreotide Acetate for Injectable Suspension	26	3.7	2.6	3.0	0.5
10 mg	22	4.6	2.8	3.0	0.9
20 mg	20	4.0	2.1	5.9	0.6
30 mg	24	4.9	2.8	6.1	1.0

Overall, mean daily stool frequency was as well controlled on octreotide acetate for injectable suspension as on octreotide acetate injection (approximately 2 to 2.5 stools/day).

Mean daily flushing episodes were similar at all doses of octreotide acetate for injectable suspension and on octreotide acetate injection (approximately 0.5 to 1 episode/day).

In a subset of patients with variable severity of disease, median 24 hour urinary 5-HIAA (5-hydroxyindole acetic acid) levels were reduced by 38% to 50% in the groups randomized to octreotide acetate for injectable suspension.

The reductions are within the range reported in the published literature for patients treated with octreotide (about 10% to 50%).

Seventy-eight (78) patients with malignant carcinoid syndrome who had participated in this 6-month trial subsequently participated in a 12-month extension study in which they received 12 injections of octreotide acetate for injectable suspension at 4-week intervals. For those who remained in the extension trial, diarrhea and flushing were as well controlled as during the 6-month trial. Because malignant carcinoid disease is progressive, as expected, a number of deaths (8 patients: 10%) occurred due to disease progression or complications from the underlying disease. An additional 22% of patients prematurely discontinued octreotide acetate for injectable suspension due to disease progression or worsening of carcinoid symptoms.

16 HOW SUPPLIED/STORAGE AND HANDLING

Octreotide acetate for injectable suspension is available in single-dose kits containing an 8-mL single-dose vial of 10 mg, 20 mg, or 30 mg strength, a prefilled syringe containing 2 mL of diluent, one vial adapter, and one sterile 1 1/2" 19 gauge safety injection needle. An instruction booklet for the preparation of drug suspension for injection is also included with each kit.

Drug Product Kits

10 mg kitNDC 0480-9257-08
20 mg kitNDC 0480-9259-08

For prolonged storage, octreotide acetate for injectable suspension should be stored at refrigerated temperatures between 2°C to 8°C (36°F to 46°F) and protected from light until the time of use. Octreotide acetate for injectable suspension drug product kit should remain at room temperature for 30 to 60 minutes prior to preparation of the drug suspension. However, after preparation the drug suspension must be administered immediately.

17 PATIENT COUNSELING INFORMATION

Cholelithiasis and Complications of Cholelithiasis

Advise patients to contact their healthcare provider if they experience signs or symptoms of gallstones (cholelithiasis) or complications of cholelithiasis (e.g., cholecystitis, cholangitis and pancreatitis) [see Warnings and Precautions (5.1)].

Carcinoid Tumors and VIPomas

Patients with carcinoid tumors and VIPomas should be advised to adhere closely to their scheduled return visits for reinjection in order to minimize exacerbation of symptoms [see Dosage and Administration (2.2)].

Acromegaly

Patients with acromegaly should also be urged to adhere to their return visit schedule to help assure steady control of GH and IGF-1 levels [see Dosage and Administration (2.1)].

Steatorrhea and Malabsorption of Dietary Fats

Advise patients to contact their healthcare provider if they experience new or worsening symptoms of steatorrhea, stool discoloration, loose stools, abdominal bloating, and weight loss [see Warnings and Precautions (5.5)].

Pregnancy

Inform female patients that treatment with octreotide acetate for injectable suspension may result in unintended pregnancy [see Use in Specific Populations (8.3)].

Manufactured In Greece By:
Pharmathen International S.A.
Rodopi, 69300, Greece

Manufactured For:
Teva Pharmaceuticals
Parsippany, NJ 07054

Iss. 7/2024

Instruction Booklet

<p>Preparation and Administration of Octreotide Acetate for Injectable Suspension, for gluteal intramuscular use FOR DEEP INTRAGLUTEAL INJECTION ONLY</p> <p>Read this entire booklet before proceeding.</p>	<p>ATTENTION:</p> <p>There are 3 critical steps in the reconstitution of octreotide acetate for injectable suspension. <u>Not following them could result in failure to deliver the drug appropriately.</u></p> <ul style="list-style-type: none">• <u>The injection kit must reach room temperature.</u> Remove the injection kit from the fridge and let the kit stand at room temperature for a minimum of 30 minutes before reconstitution, but do not exceed 24 hours.• After adding the diluent solution, <u>ensure</u>
---	--

If you have questions about preparation and/or administration of octreotide acetate for injectable suspension, please call 1-888-838-2872.

that the powder is fully saturated by letting the vial stand for a minimum of 2 minutes and up to 5 minutes.

- After saturation, **shake the vial moderately in a horizontal direction for a minimum of 30 seconds**, until uniform suspension is formed.

Instructions for Gluteal Intramuscular (IM) Injection of Octreotide Acetate for Injectable Suspension

Important Information for Health Care Professionals

Successful preparation and administration of octreotide acetate for injectable suspension relies on proper suspension technique.

Follow each of the steps outlined in this instruction booklet to ensure complete saturation of the powder and its uniform suspension prior to deep intragluteal injection.

It is critical that octreotide acetate for injectable suspension and the diluent be allowed to **reach room temperature** and then be mixed **immediately** prior to injection.

Ensure that the powder is completely suspended at the time of injection.

If you have questions about preparation and/or administration of octreotide acetate for injectable suspension, please call 1-888-838-2872.

For more information on octreotide acetate for injectable suspension, see the full prescribing information.

Package Contents

- Vial containing octreotide acetate for injectable suspension
- Vial adapter for drug product reconstitution
- Prefilled syringe containing diluent
- One 1 1/2" 19-gauge safety needle

Step 1

- Remove the octreotide acetate for injectable suspension kit from refrigerated storage.

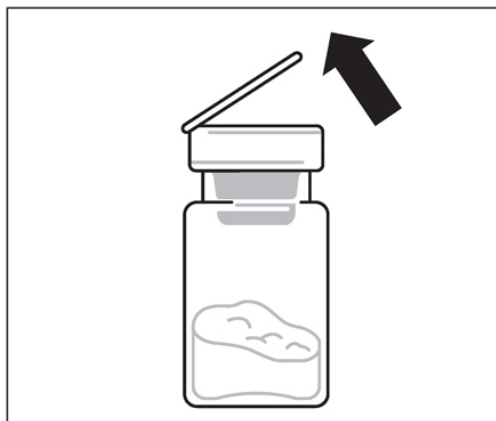
ATTENTION: It is essential to start the reconstitution process only after the injection kit has reached room temperature. Let the kit stand at room temperature for a minimum of 30 minutes before reconstitution, but do not exceed 24 hours.

Note: The injection kit can be re-refrigerated if needed.




Step 2

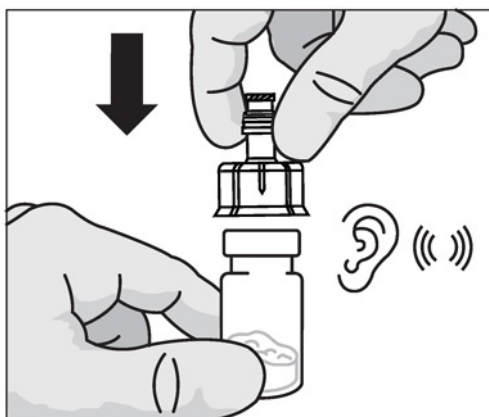
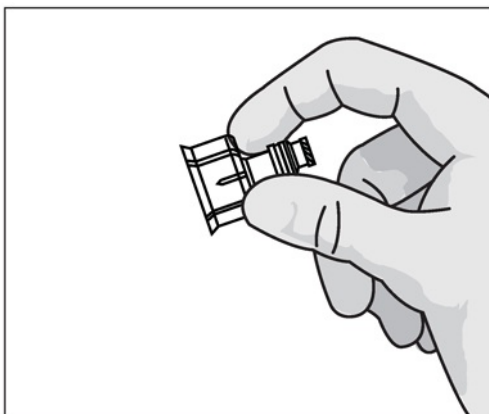
- Remove the plastic cap from the vial and clean the rubber stopper of the vial with an alcohol wipe.



Step 3

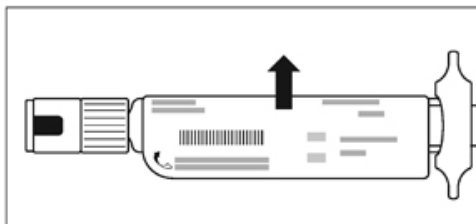


- Peel the blister film and remove the vial adapter from its packaging by holding between the white luer cap and the skirt. **DO NOT** touch the tip of the access device at any time.
- Place the vial on a flat surface. Position the vial adapter on top of the vial and push it fully down so that it snaps in place, confirmed by an audible “click”.
- **CLEAN** the tip of the vial adapter with an alcohol wipe



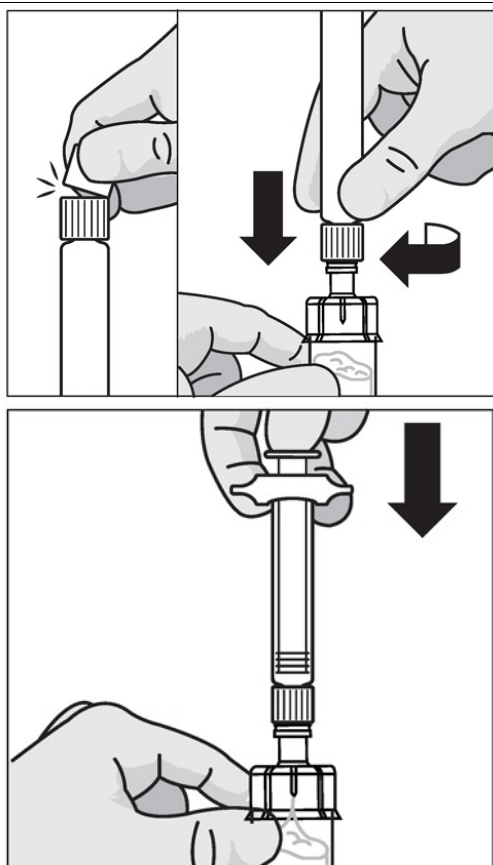
Step 4

- Peel off outer syringe label.
- Inspect syringe to ensure there are no visible particles.



Step 5

- Snap off the smooth white cap from the syringe prefilled with diluent solution and screw the syringe onto the vial adapter.
- Slowly push the plunger all the way down to transfer all the diluent solution in the vial.




Step 6

ATTENTION: It is essential to let the vial stand for a minimum of 2 minutes and up to 5 minutes to ensure that the diluent has fully saturated the powder.

Note: It is normal if the plunger rod moves up as there might be a slight overpressure in the vial.

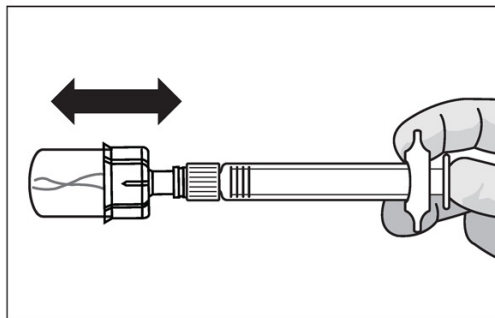
- **At this stage prepare the patient for injection.**



Step 7

- After the saturation period, make sure that the plunger is pushed all the way down in the syringe.

ATTENTION: Keep the plunger pressed and **shake the vial moderately in a horizontal direction for a minimum of 30 seconds** so that the powder is completely suspended (uniform milky suspension). **Repeat moderate shaking for another 30 seconds if the powder is not completely suspended.**

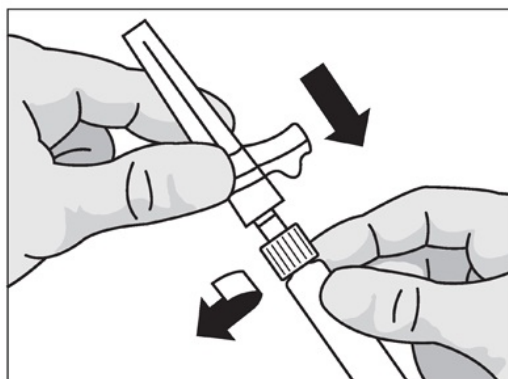


Step 8

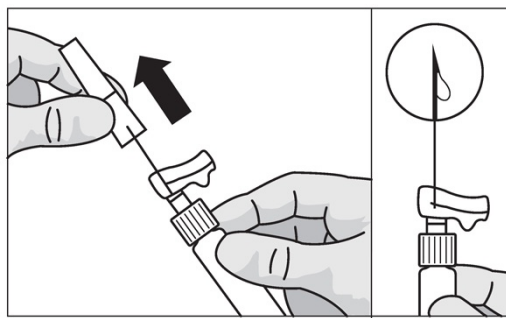
- Turn syringe and vial upside down, slowly pull the plunger back and draw the entire contents from the vial into the syringe.
- Unscrew the syringe from the vial adapter.

Step 9

- Prepare the injection site with an alcohol wipe.
- Screw the safety injection needle onto the syringe.
- Gently **re-shake** the syringe to a milky uniform suspension.
- Pull the protective cover straight off the needle.

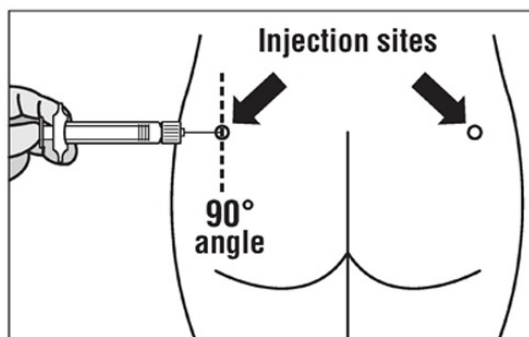


- Gently tap the syringe to remove any visible bubbles and expel them from the syringe.
- **Proceed immediately** to Step 10 for administration to the patient. **Any delay may result in sedimentation.**



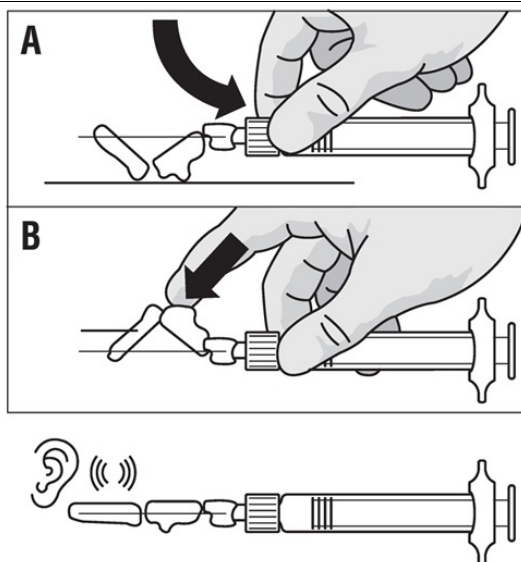
Step 10

- Octreotide acetate for injectable suspension must be given only by deep intragluteal injection, **NEVER** intravenously.
- Insert the needle fully into the left or right gluteus at a 90° angle to the skin.
- Slowly pull back the plunger to check that no blood vessel has been penetrated (reposition if a blood vessel has been penetrated).
- Depress the plunger with **steady pressure** until the syringe is empty. Withdraw the needle from the injection site and activate the safety guard (as shown in **Step 11**).



Step 11

- Activate the safety guard over the needle in one of the 2 methods shown:
 - either press the hinged section of the safety guard down onto a hard surface (figure A)
 - or push the hinge forward with your finger (figure B).
- An audible “click” confirms the proper activation.
- Note: Record injection site on patient’s record and **alternate monthly**.



Step 12

- Dispose of syringe immediately (in a sharps container).
- **Special precautions for disposal**
- Any unused product or waste material should be disposed of in accordance with local requirements.

Manufactured In Greece By:
Pharmathen International S.A.
Rodopi, 69300, Greece

Manufactured For:
Teva Pharmaceuticals
Parsippany, NJ 07054

Iss. 7/2024

PACKAGE LABEL.PRINCIPAL DISPLAY PANEL

NDC 0480-9257-08

Octreotide Acetate for Injectable Suspension,
for gluteal intramuscular use

10 mg

Each single-dose vial delivers:

Octreotide10 mg
(equivalent to 11.2 mg octreotide acetate, USP)

Inactive ingredients:

D,L-lactic and glycolic acids copolymer188.8 mg
mannitol.....41.0 mg

Each diluent syringe contains:

Carboxymethylcellulose sodium14 mg
mannitol.....12 mg
poloxamer 1884 mg
water for injection.....q.s. to 2 mL

STORAGE: Refrigerate at 2°C to 8°C (36°F to 46°F).

Protect from light.

Rx only

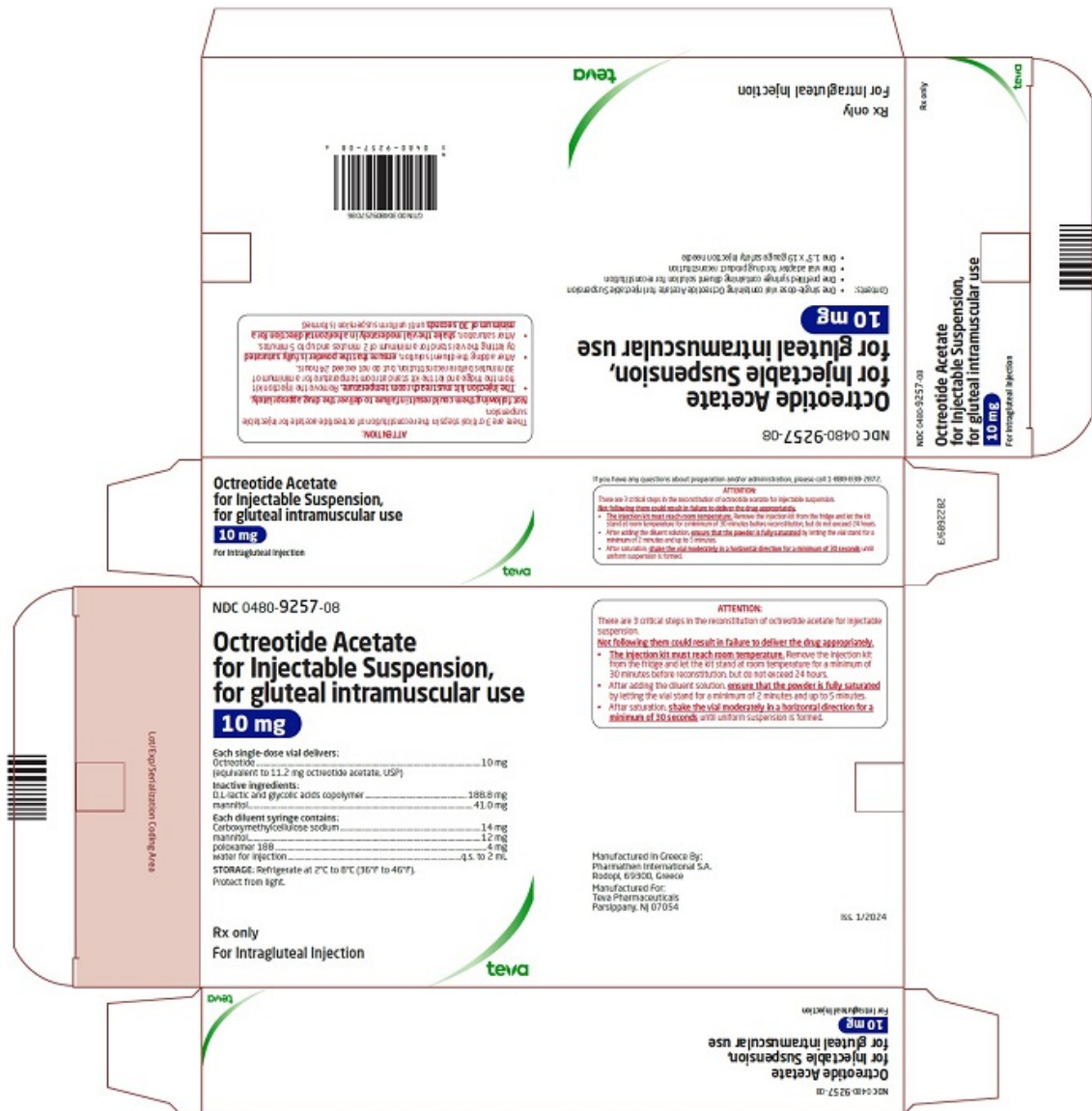
For Intragluteal Injection

ATTENTION:

There are 3 critical steps in the reconstitution of octreotide acetate for injectable suspension.

Not following them could result in failure to deliver the drug appropriately.

- **The injection kit must reach room temperature.** Remove the injection kit from the fridge and let the kit stand at room temperature for a minimum of 30 minutes before reconstitution, but do not exceed 24 hours.
- After adding the diluent solution, **ensure that the powder is fully saturated** by letting the vial stand for a minimum of 2 minutes and up to 5 minutes.
- After saturation, **shake the vial moderately in a horizontal direction for a minimum of 30 seconds** until uniform suspension is formed.



PACKAGE LABEL.PRINCIPAL DISPLAY PANEL

NDC 0480-9259-08

Octreotide Acetate for Injectable Suspension,
for gluteal intramuscular use

20 mg

Each single-dose vial delivers:

Octreotide 20 mg

(equivalent to 22.4 mg octreotide acetate, USP)

Inactive ingredients:

D,L-lactic and glycolic acids copolymer 377.6 mg

mannitol 81.9 mg

Each diluent syringe contains:

Carboxymethylcellulose sodium 14 mg

mannitol 12 mg

poloxamer 188 4 mg

water for injection q.s. to 2 mL

STORAGE: Refrigerate at 2°C to 8°C (36°F to 46°F).

Protect from light.

Rx only

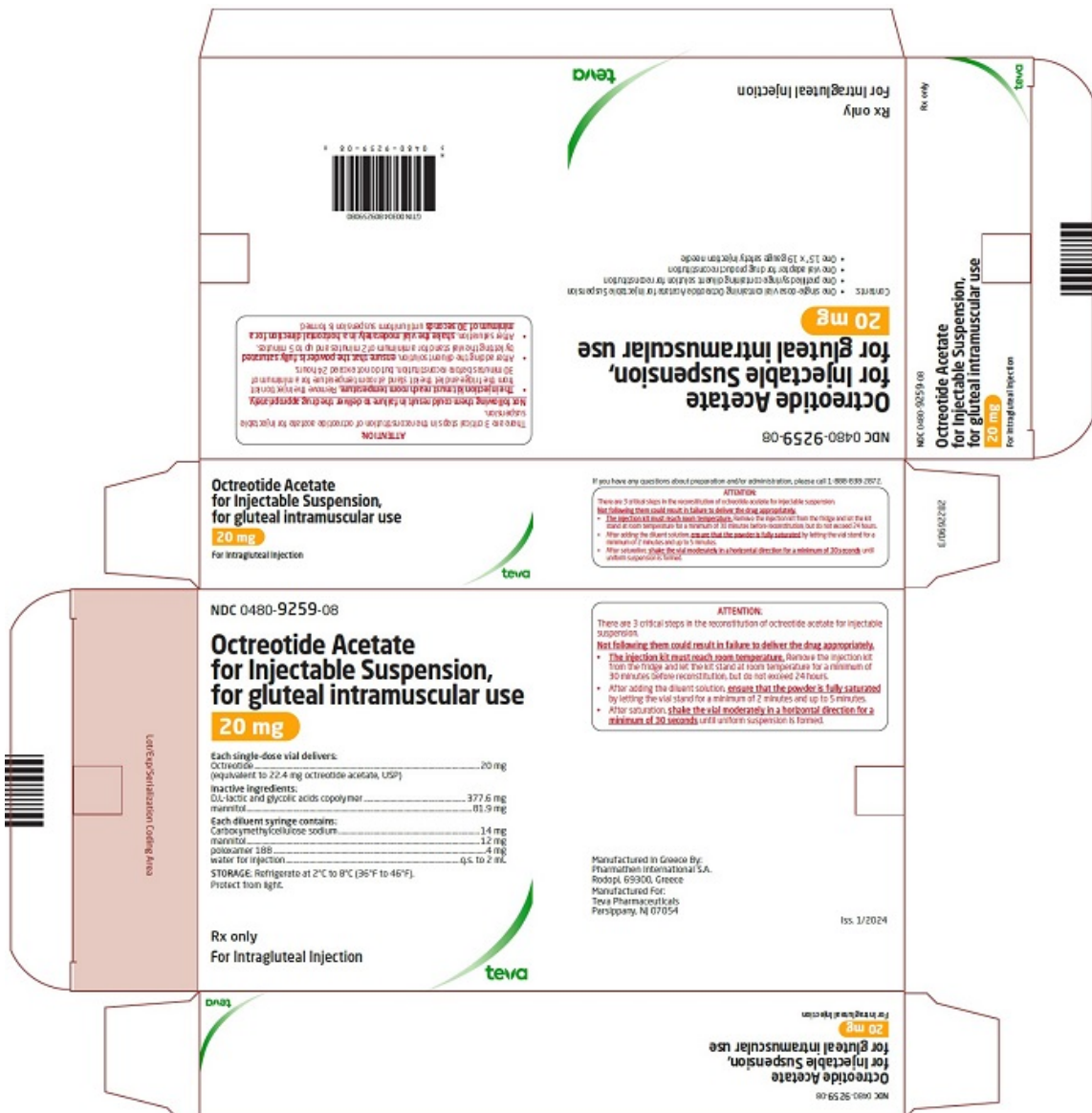
For Intragluteal Injection.

ATTENTION:

There are 3 critical steps in the reconstitution of octreotide acetate for injectable suspension.

Not following them could result in failure to deliver the drug appropriately.

- **The injection kit must reach room temperature.** Remove the injection kit from the fridge and let the kit stand at room temperature for a minimum of 30 minutes before reconstitution, but do not exceed 24 hours.
- After adding the diluent solution, **ensure that the powder is fully saturated** by letting the vial stand for a minimum of 2 minutes and up to 5 minutes.
- After saturation, **shake the vial moderately in a horizontal direction for a minimum of 30 seconds** until uniform suspension is formed.



PACKAGE LABEL.PRINCIPAL DISPLAY PANEL

NDC 0480-9262-08

Octreotide Acetate for Injectable Suspension,
for gluteal intramuscular use

30 mg

Each single-dose vial delivers:

Octreotide 30 mg
(equivalent to 33.6 mg octreotide acetate, USP)
Inactive ingredients:
D,L-lactic and glycolic acids copolymer..... 566.4 mg
mannitol..... 122.9 mg
Each diluent syringe contains:
Carboxymethylcellulose sodium 14 mg
mannitol..... 12 mg
poloxamer 188..... 4 mg
water for injectionq.s. to 2 mL
STORAGE: Refrigerate at 2°C to 8°C (36°F to 46°F).
Protect from light.

Rx only

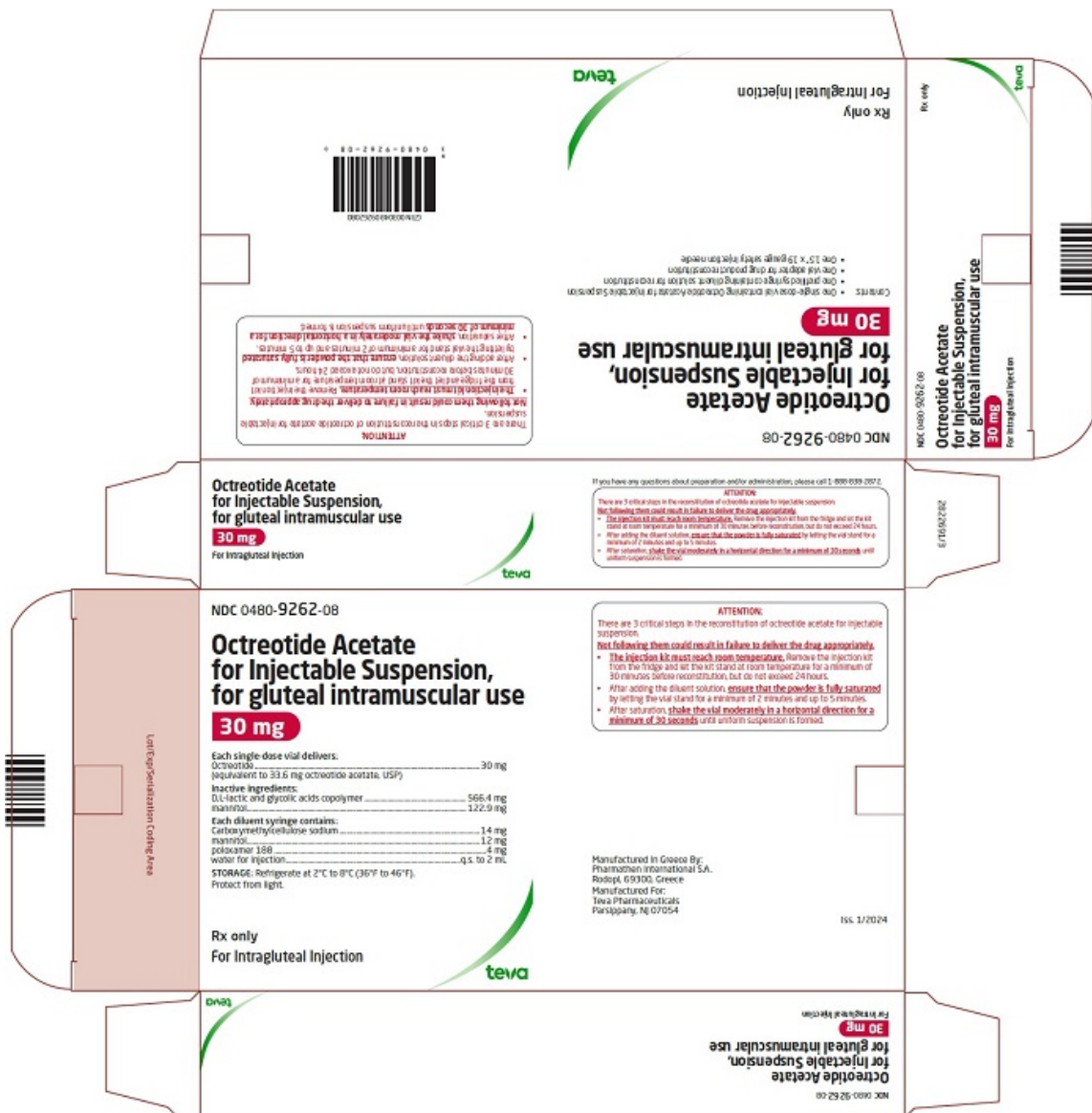
For Intragluteal Injection

ATTENTION:

There are 3 critical steps in the reconstitution of octreotide acetate for injectable suspension.

Not following them could result in failure to deliver the drug appropriately.

- **The injection kit must reach room temperature.** Remove the injection kit from the fridge and let the kit stand at room temperature for a minimum of 30 minutes before reconstitution, but do not exceed 24 hours.
- After adding the diluent solution, **ensure that the powder is fully saturated** by letting the vial stand for a minimum of 2 minutes and up to 5 minutes.
- After saturation, **shake the vial moderately in a horizontal direction for a minimum of 30 seconds** until uniform suspension is formed.



OCTREOTIDE ACETATE

octreotide acetate kit

Product Information

Product Type

HUMAN PRESCRIPTION DRUG

Item Code (Source)

NDC:0480-9257

Packaging

#

Item Code

Package Description

Marketing Start Date

Marketing End Date

1

NDC:0480-9257-08

1 in 1 KIT; Type 1: Convenience Kit of Co-Package

03/20/2025

Quantity of Parts

Part #

Package Quantity

Total Product Quantity

Part 1

1 VIAL, SINGLE-DOSE

8 mL

Part 2

1 SYRINGE

2 mL

Part 1 of 2

<div>OCTREOTIDE ACETATE</div> <div>octreotide acetate injection, powder, for suspension</div>				
Product Information				
Item Code (Source)		NDC:0480-9256		
Route of Administration		INTRAMUSCULAR		
Active Ingredient/Active Moiety				
Ingredient Name			Basis of Strength	Strength
OCTREOTIDE ACETATE (UNII: 75R0U2568I) (OCTREOTIDE - UNII:RWM8CCW8GP)			OCTREOTIDE	1.667 mg in 1 mL
Inactive Ingredients				
Ingredient Name			Strength	
LACTIC ACID, DL- (UNII: 3B8D35Y7S4)				
MANNITOL (UNII: 3OWL53L36A)				
Packaging				
#	Item Code	Package Description	Marketing Start Date	Marketing End Date
1	NDC:0480-9256-01	8 mL in 1 VIAL, SINGLE-DOSE; Type 1: Convenience Kit of Co-Package		
Marketing Information				
Marketing Category		Application Number or Monograph Citation	Marketing Start Date	Marketing End Date
ANDA		ANDA210317		
Part 2 of 2				
DILUENT				
diluent injection, solution				
Product Information				
Item Code (Source)		NDC:0480-9263		
Route of Administration		INTRAMUSCULAR		
Inactive Ingredients				
Ingredient Name			Strength	
CARBOXYMETHYLCELLULOSE SODIUM (UNII: K679OBS311)				
MANNITOL (UNII: 3OWL53L36A)				
POLOXAMER 188 (UNII: LQA7B6G8JG)				
WATER (UNII: 059QF0KO0R)				
Packaging				
#	Item Code	Package Description	Marketing Start	Marketing End

#	Item Code	Package Description	Date	Date
1	NDC:0480-9263-21	2 mL in 1 SYRINGE; Type 1: Convenience Kit of Co-Package		
Marketing Information				
Marketing Category		Application Number or Monograph Citation	Marketing Start Date	Marketing End Date
ANDA		ANDA210317		
Marketing Information				
Marketing Category		Application Number or Monograph Citation	Marketing Start Date	Marketing End Date
ANDA		ANDA210317	03/20/2025	

OCTREOTIDE ACETATE				
octreotide acetate kit				
Product Information				
Product Type		HUMAN PRESCRIPTION DRUG	Item Code (Source)	NDC:0480-9259
Packaging				
#	Item Code	Package Description	Marketing Start Date	Marketing End Date
1	NDC:0480-9259-08	1 in 1 KIT; Type 1: Convenience Kit of Co-Package	10/01/2024	
Quantity of Parts				
Part #	Package Quantity		Total Product Quantity	
Part 1	1 VIAL, SINGLE-DOSE		8 mL	
Part 2	1 SYRINGE		2 mL	
Part 1 of 2				
OCTREOTIDE ACETATE				
octreotide acetate injection, powder, for suspension				
Product Information				
Item Code (Source)		NDC:0480-9258		
Route of Administration		INTRAMUSCULAR		
Active Ingredient/Active Moiety				
Ingredient Name			Basis of Strength	Strength
OCTREOTIDE ACETATE (UNII: 75R0U2568I) (OCTREOTIDE - UNII:RWM8CCW8GP)			OCTREOTIDE	3.33 mg in 1 mL
Inactive Ingredients				
Ingredient Name				Strength
LACTIC ACID, DL- (UNII: 3B8D35Y7S4)				

MANNITOL (UNII: 3OWL53L36A)				
Packaging				
#	Item Code	Package Description	Marketing Start Date	Marketing End Date
1	NDC:0480-9258-01	8 mL in 1 VIAL, SINGLE-DOSE; Type 1: Convenience Kit of Co-Package		
Marketing Information				
Marketing Category	Application Number or Monograph Citation		Marketing Start Date	Marketing End Date
ANDA	ANDA210317			
Part 2 of 2				
DILUENT				
diluent injection, solution				
Product Information				
Item Code (Source)		NDC:0480-9263		
Route of Administration		INTRAMUSCULAR		
Inactive Ingredients				
Ingredient Name				Strength
CARBOXYMETHYLCELLULOSE SODIUM (UNII: K679OBS311)				
MANNITOL (UNII: 3OWL53L36A)				
POLOXAMER 188 (UNII: LQA7B6G8JG)				
WATER (UNII: 059QF0K00R)				
Packaging				
#	Item Code	Package Description	Marketing Start Date	Marketing End Date
1	NDC:0480-9263-21	2 mL in 1 SYRINGE; Type 1: Convenience Kit of Co-Package		
Marketing Information				
Marketing Category	Application Number or Monograph Citation		Marketing Start Date	Marketing End Date
ANDA	ANDA210317			
Marketing Information				
Marketing Category	Application Number or Monograph Citation		Marketing Start Date	Marketing End Date
ANDA	ANDA210317		10/01/2024	
OCTREOTIDE ACETATE				
octreotide acetate kit				

Product Information				
Product Type		HUMAN PRESCRIPTION DRUG	Item Code (Source)	
			NDC:0480-9262	
Packaging				
#	Item Code	Package Description	Marketing Start Date	Marketing End Date
1	NDC:0480-9262-08	1 in 1 KIT; Type 1: Convenience Kit of Co-Package	10/01/2024	
Quantity of Parts				
Part #	Package Quantity		Total Product Quantity	
Part 1	1 VIAL, SINGLE-DOSE		8 mL	
Part 2	1 SYRINGE		2 mL	
Part 1 of 2				
OCTREOTIDE ACETATE				
octreotide acetate injection, powder, for suspension				
Product Information				
Item Code (Source)		NDC:0480-9260		
Route of Administration		INTRAMUSCULAR		
Active Ingredient/Active Moiety				
Ingredient Name			Basis of Strength	Strength
OCTREOTIDE ACETATE (UNII: 75R0U2568I) (OCTREOTIDE - UNII:RWM8CCW8GP)			OCTREOTIDE	5 mg in 1 mL
Inactive Ingredients				
Ingredient Name			Strength	
LACTIC ACID, DL- (UNII: 3B8D35Y7S4)				
MANNITOL (UNII: 3OWL53L36A)				
Packaging				
#	Item Code	Package Description	Marketing Start Date	Marketing End Date
1	NDC:0480-9260-01	8 mL in 1 VIAL, SINGLE-DOSE; Type 1: Convenience Kit of Co-Package		
Marketing Information				
Marketing Category		Application Number or Monograph Citation	Marketing Start Date	Marketing End Date
ANDA		ANDA210317		
Part 2 of 2				
DILUENT				
diluent injection, solution				

Product Information				
Item Code (Source)		NDC:0480-9263		
Route of Administration		INTRAMUSCULAR		
Inactive Ingredients				
Ingredient Name				Strength
CARBOXYMETHYLCELLULOSE SODIUM (UNII: K679OBS311)				
MANNITOL (UNII: 3OWL53L36A)				
POLOXAMER 188 (UNII: LQA7B6G8JG)				
WATER (UNII: 059QF0KO0R)				
Packaging				
#	Item Code	Package Description	Marketing Start Date	Marketing End Date
1	NDC:0480-9263-21	2 mL in 1 SYRINGE; Type 1: Convenience Kit of Co-Package		
Marketing Information				
Marketing Category		Application Number or Monograph Citation	Marketing Start Date	Marketing End Date
ANDA		ANDA210317		
Marketing Information				
Marketing Category		Application Number or Monograph Citation	Marketing Start Date	Marketing End Date
ANDA		ANDA210317	10/01/2024	

Labeler - Teva Pharmaceuticals, Inc. (022629579)