

AVYCAZ- ceftazidime, avibactam powder, for solution
Allergan, Inc.

HIGHLIGHTS OF PRESCRIBING INFORMATION

These highlights do not include all the information needed to use AVYCAZ[®] safely and effectively. See full prescribing information for AVYCAZ.

AVYCAZ (ceftazidime and avibactam) for injection, for intravenous use
Initial U.S. Approval: 2015

----- **INDICATIONS AND USAGE** -----

AVYCAZ is a combination of ceftazidime, a cephalosporin, and avibactam, a beta-lactamase inhibitor, indicated for the treatment of the following infections caused by designated susceptible Gram-negative microorganisms in adult and pediatric patients (at least 31 weeks gestational age):

- Complicated Intra-abdominal Infections (cIAI), used in combination with metronidazole (1.1)
- Complicated Urinary Tract Infections (cUTI), including Pyelonephritis (1.2)
- Hospital-acquired Bacterial Pneumonia and Ventilator-associated Bacterial Pneumonia (HABP/VABP) (1.3)

To reduce the development of drug-resistant bacteria and maintain the effectiveness of AVYCAZ and other antibacterial drugs, AVYCAZ should be used only to treat or prevent infections that are proven or strongly suspected to be caused by susceptible bacteria. (1.4)

----- **DOSAGE AND ADMINISTRATION** -----

Dosage of AVYCAZ in Adult Patients with Creatinine Clearance (CrCl) greater than 50 mL/min (2.1)			
Infection	Dose	Frequency	Infusion Time
cIAI*, cUTI including Pyelonephritis, and HABP/VABP	AVYCAZ 2.5 grams (ceftazidime 2 grams and avibactam 0.5 grams)	Every 8 hours	2 hours
*Used in conjunction with metronidazole 0.5 g intravenously every 8 hours in adult cIAI patients			

Dosage of AVYCAZ in Pediatric Patients aged 2 years to less than 18 years with Estimated Glomerular Filtration Rate (eGFR) greater than 50 mL/min/1.73 m² and in Pediatric Patients less than 2 years of age without Renal Impairment (2.2)			
Infection	Age Range	Dose	Infusion Time/ Frequency
cIAI*, cUTI including Pyelonephritis, HABP/VABP	2 years to less than 18 years	AVYCAZ 62.5 mg/kg to a maximum of 2.5 grams (ceftazidime 50 mg/kg and avibactam 12.5 mg/kg to a maximum dose of ceftazidime 2 grams and avibactam 0.5 grams)	2 hours/ Every 8 hours
	6 months to less than 2 years	AVYCAZ 62.5 mg/kg (ceftazidime 50 mg/kg and avibactam 12.5 mg/kg)	
	3 months to less than 6 months	AVYCAZ 50 mg/kg (ceftazidime 40 mg/kg and avibactam 10 mg/kg)	
	Greater than 28 days ^a to less than 3 months	AVYCAZ 37.5 mg/kg (ceftazidime 30 mg/kg and avibactam 7.5 mg/kg)	
	Less than or equal to 28 days ^b with GA 31 weeks and older	AVYCAZ 25 mg/kg (ceftazidime 20 mg/kg and avibactam 5 mg/kg)	

*Used in conjunction with metronidazole 10 mg/kg intravenously every 8 hours in pediatric cIAI patients
^aIncludes full-term infants with PNA > 28 days and pre-term infants with corrected age > 28 days.
 Corrected age is calculated by subtracting the number of weeks born before 40 weeks of gestation from

the postnatal age.

^bIncludes neonates PNA ≤ 28 days and pre-term infants with corrected age ≤ 28 days.

GA = gestational age and PNA = postnatal age.

- For treatment of cIAI, metronidazole should be given concurrently
- Recommended duration of treatment in adult and pediatric patients: (2.1, 2.2)
 - cIAI: 5 to 14 days
 - cUTI including pyelonephritis: 7 to 14 days
 - HABP/VABP: 7 to 14 days
- Dosage adjustment is required in adult patients with creatinine clearance (CrCl) less than or equal to 50 mL/min and in pediatric patients aged 2 years and older with renal impairment. There is insufficient information to recommend a dosing regimen for pediatric patients younger than 2 years of age with renal impairment. See Full Prescribing Information for additional information. (2.3)
- See Full Prescribing Information for instructions for constituting supplied dry powder and subsequent required dilution. (2.4)
- See Full Prescribing Information for drug compatibilities. (2.5)

----- **DOSAGE FORMS AND STRENGTHS** -----

AVYCAZ 2.5g (ceftazidime and avibactam) for injection is supplied as a sterile powder for constitution in single-dose vials containing ceftazidime 2 grams and avibactam 0.5 grams. (3)

----- **CONTRAINDICATIONS** -----

AVYCAZ is contraindicated in patients with known serious hypersensitivity to the components of AVYCAZ (ceftazidime and avibactam), avibactam-containing products or other members of the cephalosporin class. (4)

----- **WARNINGS AND PRECAUTIONS** -----

- Decreased Clinical Response in Adult cIAI Patients with Baseline CrCl of 30 to Less Than or Equal to 50 mL/min: Monitor CrCl at least daily in adult and pediatric patients with changing renal function and adjust the dosage of AVYCAZ accordingly. (5.1)
- Hypersensitivity Reactions: Includes anaphylaxis and serious skin reactions. Cross sensitivity may occur in patients with a history of penicillin allergy. If an allergic reaction occurs, discontinue AVYCAZ. (5.2)
- Clostridioides difficile-associated Diarrhea (CDAD): CDAD has been reported with nearly all systemic antibacterial agents, including AVYCAZ. Evaluate if diarrhea occurs. (5.3)
- Central Nervous System Reactions: Seizures and other neurologic events may occur, especially in patients with renal impairment. Adjust dose in patients with renal impairment. (5.4)

----- **ADVERSE REACTIONS** -----

- Adult Patients: The most common adverse reactions in cIAI (≥ 5%, when used with metronidazole) patients are diarrhea, nausea and vomiting. The most common adverse reactions (3%) in cUTI patients are diarrhea and nausea. The most common adverse reactions (≥ 5%) in HABP/VABP patients were diarrhea and vomiting. (6.1)
- Pediatric Patients (aged 3 months to less than 18 years): The most common adverse reactions (≥ 3%) in pediatric patients aged 3 months and older were vomiting, diarrhea, rash, and infusion site phlebitis. (6.1)
- Pediatric Patients (less than 3 months of age): The most common adverse reactions (>3 %) in pediatric patients less than 3 months of age were vomiting and increased transaminases. (6.1)

To report SUSPECTED ADVERSE REACTIONS, contact AbbVie at 1-800-633-9110 or FDA at 1-800-FDA-1088 or www.fda.gov/medwatch.

See 17 for PATIENT COUNSELING INFORMATION.

Revised: 4/2025

FULL PRESCRIBING INFORMATION: CONTENTS*

1 INDICATIONS AND USAGE

1.1 Complicated Intra-abdominal Infections (cIAI)

- 1.2 Complicated Urinary Tract Infections (cUTI), including Pyelonephritis
- 1.3 Hospital-acquired Bacterial Pneumonia and Ventilator-associated Bacterial Pneumonia (HABP/VABP)
- 1.4 Usage
- 2 DOSAGE AND ADMINISTRATION
 - 2.1 Recommended Dosage in Adult Patients
 - 2.2 Recommended Dosage in Pediatric Patients
 - 2.3 Dosage Adjustments in Adult and Pediatric Patients (Aged 2 Years and Older) with Renal Impairment
 - 2.4 Preparation of the AVYCAZ Solution for Administration
 - 2.5 Drug Compatibility
 - 2.6 Storage of Constituted Solutions
- 3 DOSAGE FORMS AND STRENGTHS
- 4 CONTRAINDICATIONS
- 5 WARNINGS AND PRECAUTIONS
 - 5.1 Decreased Clinical Response in Adult cIAI Patients with Baseline Creatinine Clearance of 30 to Less Than or Equal to 50 mL/min
 - 5.2 Hypersensitivity Reactions
 - 5.3 *Clostridioides difficile*-associated Diarrhea
 - 5.4 Central Nervous System Reactions
 - 5.5 Development of Drug-Resistant Bacteria
- 6 ADVERSE REACTIONS
 - 6.1 Clinical Trials Experience
 - 6.2 Postmarketing Experience
- 7 DRUG INTERACTIONS
 - 7.1 Probenecid
 - 7.2 Drug/Laboratory Test Interactions
- 8 USE IN SPECIFIC POPULATIONS
 - 8.1 Pregnancy
 - 8.2 Lactation
 - 8.4 Pediatric Use
 - 8.5 Geriatric Use
 - 8.6 Renal Impairment
- 10 OVERDOSAGE
- 11 DESCRIPTION
- 12 CLINICAL PHARMACOLOGY
 - 12.1 Mechanism of Action
 - 12.2 Pharmacodynamics
 - 12.3 Pharmacokinetics
 - 12.4 Microbiology
- 13 NONCLINICAL TOXICOLOGY
 - 13.1 Carcinogenesis, Mutagenesis, Impairment of Fertility
- 14 CLINICAL STUDIES
 - 14.1 Complicated Intra-abdominal Infections
 - 14.2 Complicated Urinary Tract Infections, Including Pyelonephritis
 - 14.3 Hospital-acquired Bacterial Pneumonia and Ventilator-associated Bacterial Pneumonia
- 16 HOW SUPPLIED/STORAGE AND HANDLING
- 17 PATIENT COUNSELING INFORMATION

* Sections or subsections omitted from the full prescribing information are not listed.

FULL PRESCRIBING INFORMATION

1 INDICATIONS AND USAGE

1.1 Complicated Intra-abdominal Infections (cIAI)

AVYCAZ (ceftazidime and avibactam) in combination with metronidazole, is indicated for the treatment of complicated intra-abdominal infections (cIAI) in adult and pediatric patients (at least 31 weeks gestational age) caused by the following susceptible gram-negative microorganisms: *Escherichia coli*, *Klebsiella pneumoniae*, *Proteus mirabilis*, *Enterobacter cloacae*, *Klebsiella oxytoca*, *Citrobacter freundii* complex, and *Pseudomonas aeruginosa*.

1.2 Complicated Urinary Tract Infections (cUTI), including Pyelonephritis

AVYCAZ (ceftazidime and avibactam) is indicated for the treatment of complicated urinary tract infections (cUTI) including pyelonephritis in adult and pediatric patients (at least 31 weeks gestational age) caused by the following susceptible gram-negative microorganisms: *Escherichia coli*, *Klebsiella pneumoniae*, *Enterobacter cloacae*, *Citrobacter freundii* complex, *Proteus mirabilis*, and *Pseudomonas aeruginosa*.

1.3 Hospital-acquired Bacterial Pneumonia and Ventilator-associated Bacterial Pneumonia (HABP/VABP)

AVYCAZ (ceftazidime and avibactam) is indicated for the treatment of hospital-acquired bacterial pneumonia and ventilator-associated bacterial pneumonia (HABP/VABP) in adult and pediatric patients (at least 31 weeks gestational age) caused by the following susceptible gram-negative microorganisms: *Klebsiella pneumoniae*, *Enterobacter cloacae*, *Escherichia coli*, *Serratia marcescens*, *Proteus mirabilis*, *Pseudomonas aeruginosa*, and *Haemophilus influenzae*.

1.4 Usage

To reduce the development of drug-resistant bacteria and maintain the effectiveness of AVYCAZ and other antibacterial drugs, AVYCAZ should be used only to treat or prevent infections that are proven or strongly suspected to be caused by susceptible bacteria. When culture and susceptibility information are available, they should be considered in selecting or modifying antibacterial therapy. In the absence of such data, local epidemiology and susceptibility patterns may contribute to the empiric selection of therapy.

2 DOSAGE AND ADMINISTRATION

2.1 Recommended Dosage in Adult Patients

The recommended dosage of AVYCAZ is 2.5 grams (ceftazidime 2 grams and avibactam 0.5 grams) administered every 8 hours by intravenous (IV) infusion over 2 hours in patients 18 years of age and older with CrCl greater than 50 mL/min. For treatment of cIAI, metronidazole should be given concurrently. The guidelines for dosage of AVYCAZ in patients with creatinine clearance (CrCl) greater than 50 mL/min are listed in Table 1.

Table 1. Dosage of AVYCAZ 2.5 grams (ceftazidime 2 grams and avibactam 0.5 grams) by Indication in Adult Patients (18 years of age and older)				
Infection	Dose	Frequency	Infusion Time (hours)	Duration of Treatment
Complicated Intra-abdominal Infections (cIAI)*	2.5 grams	Every 8 hours	2	cIAI: 5 to 14 days cUTI: 7 to 14 days HABP/VABP: 7 to 14 days
Complicated Urinary Tract Infections including Pyelonephritis (cUTI)				
Hospital-acquired Bacterial Pneumonia and Ventilator-associated Bacterial Pneumonia (HABP/VABP)				
* Used in conjunction with metronidazole 0.5 g intravenously every 8 hours in adult cIAI patients [see <i>Clinical Studies (14.1)</i>].				

2.2 Recommended Dosage in Pediatric Patients

The recommended dosage of AVYCAZ in pediatric patients aged 2 years to less than 18 years and an estimated glomerular filtration rate (eGFR) greater than 50 mL/min/1.73 m² and in pediatric patients less than 2 years of age without renal impairment is described in Table 2. AVYCAZ is administered every 8 hours by intravenous infusion over 2 hours. For treatment of cIAI, metronidazole should be given concurrently.

Table 2. Dosage of AVYCAZ (ceftazidime and avibactam) in Pediatric Patients					
Infection	Age Range	Dose	Frequency	Infusion Time (hours)	Duration of treatment
cIAI*, cUTI including Pyelonephritis, and HABP/VABP	2 years to less than 18 years ^a	AVYCAZ 62.5 mg/kg to a maximum of 2.5 grams (ceftazidime 50 mg/kg and avibactam 12.5 mg/kg to a maximum dose of ceftazidime 2	Every 8 hours	2	cIAI: 5 to 14 days cUTI: 7 to 14 days HABP/VABP: 7 to 14 days

		grams and avibactam 0.5 grams)		
	6 months to less than 2 years	AVYCAZ 62.5 mg/kg (ceftazidime 50 mg/kg and avibactam 12.5 mg/kg)		
	3 months to less than 6 months	AVYCAZ 50 mg/kg (ceftazidime 40 mg/kg and avibactam 10 mg/kg)		
	Greater than 28 days ^b to less than 3 months	AVYCAZ 37.5 mg/kg (ceftazidime 30 mg/kg and avibactam 7.5 mg/kg)		
	Less than or equal to 28 days ^c with GA 31 weeks and older	AVYCAZ 25 mg/kg (ceftazidime 20 mg/kg and avibactam 5 mg/kg)		

*AVYCAZ was used in conjunction with metronidazole 10 mg/kg intravenously every 8 hours in pediatric cIAI patients [see *Clinical Studies (14.1)*]

^a For pediatric patients (aged 2 years and older) with eGFR less than or equal to 50 mL/min/1.73m², dosage adjustments are recommended [see *Dosage and Administration (2.3)*].

^b Includes full-term infants with PNA > 28 days and pre-term infants with corrected age > 28 days. Corrected age is calculated by subtracting the number of weeks born before 40 weeks of gestation from the postnatal age.

^c Includes neonates PNA ≤ 28 days and pre-term infants with corrected age ≤ 28 days. GA = gestational age and PNA = postnatal age.

2.3 Dosage Adjustments in Adult and Pediatric Patients (Aged 2 Years and Older) with Renal Impairment

The recommended AVYCAZ dosage in adult and pediatric patients aged 2 years and older with varying degrees of renal function is presented in Table 3 and Table 4, respectively. For patients with changing renal function, monitor CrCl in adults or eGFR in pediatric patients at least daily and adjust the dosage of AVYCAZ accordingly [see *Warnings and Precautions (5.1)*, *Use in Specific Populations (8.6)* and *Clinical Pharmacology (12.3)*]. There is insufficient information to recommend a dosing regimen for pediatric patients less than 2 years of age with renal impairment.

Adult Patients

Table 3. Dosage of AVYCAZ in Adult Patients with Renal Impairment

Estimated Creatinine Clearance (mL/minute)^a	Dose for AVYCAZ (ceftazidime and avibactam)^b	Frequency
31 to 50	AVYCAZ 1.25 grams (ceftazidime 1 gram and avibactam 0.25 grams) intravenously	Every 8 hours
16 to 30	AVYCAZ 0.94 grams (ceftazidime 0.75 grams and avibactam 0.19 grams) intravenously	Every 12 hours
6 to 15 ^c	AVYCAZ 0.94 grams (ceftazidime 0.75 grams and avibactam 0.19 grams) intravenously	Every 24 hours
Less than or equal to 5 ^c	AVYCAZ 0.94 grams (ceftazidime 0.75 grams and avibactam 0.19 grams) intravenously	Every 48 hours
<p>^a As calculated using the Cockcroft-Gault formula</p> <p>^b All doses of AVYCAZ are administered over 2 hours</p> <p>^c Both ceftazidime and avibactam are hemodialyzable; thus, administer AVYCAZ after hemodialysis on hemodialysis days</p>		

Pediatric Patients

Table 4. Dosage of AVYCAZ in Pediatric Patients Aged 2 years and older with Renal Impairment^a

Estimated eGFR^b (mL/min/1.73m²)	Dose for AVYCAZ (ceftazidime and avibactam)^c	Frequency
31 to 50	AVYCAZ 31.25 mg/kg to a maximum of 1.25 grams (ceftazidime 25 mg/kg and avibactam 6.25 mg/kg to a maximum dose of ceftazidime 1 gram and avibactam 0.25 grams)	Every 8 hours
16 to 30	AVYCAZ 23.75 mg/kg to a maximum of 0.94 grams (ceftazidime 19 mg/kg and avibactam 4.75 mg/kg to a maximum dose of ceftazidime 0.75 grams and avibactam 0.19 grams)	Every 12 hours
6 to 15	AVYCAZ 23.75 mg/kg to a maximum of 0.94 grams (ceftazidime 19 mg/kg and avibactam 4.75 mg/kg to a maximum dose of ceftazidime 0.75 grams and avibactam 0.19 grams)	Every 24 hours
Less than or equal to 5 ^d	AVYCAZ 23.75 mg/kg to a maximum of 0.94 grams (ceftazidime 19 mg/kg and avibactam 4.75 mg/kg to a maximum dose of ceftazidime 0.75 grams and avibactam 0.19 grams)	Every 48 hours

^a Dosing was derived based on the population PK modeling, which assumed similar proportional effects of renal impairment in adults and pediatric patients aged 2 years and older [see *Clinical Pharmacology (12.3)*]

^b As calculated using the Schwartz bedside formula

^c All doses of AVYCAZ are administered over 2 hours

^d Both ceftazidime and avibactam are hemodialyzable; thus, administer AVYCAZ after hemodialysis on hemodialysis days

2.4 Preparation of the AVYCAZ Solution for Administration

AVYCAZ is supplied as a dry powder, which must be constituted and subsequently diluted, using aseptic technique prior to intravenous infusion.

a) Constitute the powder in the AVYCAZ vial with 10 mL of one of the following solutions:

- sterile water for injection, USP
- 0.9% of sodium chloride injection, USP (normal saline)
- 5% of dextrose injection, USP
- all combinations of dextrose injection and sodium chloride injection, USP, containing up to 2.5% dextrose, USP, and 0.45% sodium chloride, USP, or
- lactated Ringer's injection, USP

b) Mix gently and ensure that the contents are dissolved completely. The constituted AVYCAZ solution will have an approximate ceftazidime concentration of 167 mg/mL and an approximate avibactam concentration of 42 mg/mL. The final volume is approximately 12 mL. The constituted solution is not for direct injection. The constituted solution must be diluted before intravenous infusion.

c) Prepare the required dose for intravenous infusion by withdrawing the appropriate volume determined from Table 5 from the constituted vial. To prepare doses for pediatric patients weighing less than 40 kg, follow the constitution instruction above to yield a solution with a final AVYCAZ concentration of approximately 209 mg/mL (ceftazidime concentration of 167 mg/mL and an avibactam concentration of 42 mg/mL). Use these concentrations to calculate the volume of AVYCAZ required to prepare the prescribed dose.

Table 5. Preparation of AVYCAZ Doses for Adult and Pediatric Patients (Weighing 40 kg or More)

AVYCAZ (ceftazidime and avibactam) Dose	Volume to Withdraw from Constituted Vial for Further Dilution to 50 to 250^a mL
2.5 grams (2 grams and 0.5 grams)	12 mL (entire contents)
1.25 grams (1 gram and 0.25 grams)	6 mL
0.94 grams (0.75 grams and 0.19 grams)	4.5 mL

^a. Dilution to 250 mL should only be used for the 2.5 gram dose

d) Before infusion, dilute the withdrawn volume of the constituted AVYCAZ solution further with the same diluent used for constitution of the powder (except sterile water for injection), to achieve a ceftazidime concentration of 8 to 40 mg/mL and an avibactam concentration of 2 to 10 mg/mL in an infusion bag. If sterile water for injection was used

for constitution, use any of the other appropriate constitution diluents for dilution.

e) Mix gently and ensure that the contents are dissolved completely. Visually inspect the diluted AVYCAZ solution (for administration) for particulate matter and discoloration prior to administration (the color of the AVYCAZ infusion solution for administration ranges from clear to light yellow).

f) Use the diluted AVYCAZ solution in the infusion bags within 12 hours when stored at room temperature.

g) The diluted AVYCAZ solution in the infusion bags may be stored under refrigeration at 2 to 8°C (36 to 46°F) up to 24 hours following dilution and used within 12 hours of subsequent storage at room temperature.

2.5 Drug Compatibility

The AVYCAZ solution for administration at the range of diluted concentrations of ceftazidime 8 mg/mL and avibactam 2 mg/mL to ceftazidime 40 mg/mL and avibactam 10 mg/mL is compatible with the more commonly used intravenous infusion fluids in infusion bags (including Baxter® Mini-Bag Plus™) such as:

- 0.9% sodium chloride injection, USP
- 5% dextrose injection, USP
- all combinations of dextrose injection and sodium chloride injection, USP, containing up to 2.5% dextrose, USP, and 0.45% sodium chloride, USP
- lactated ringer's injection, USP, and
- Baxter® Mini-Bag Plus™ containing 0.9% sodium chloride injection or 5% dextrose injection

Intravenous Line Compatibility

Simulated Y-site compatibility of AVYCAZ admixed with other drug products in a 1:1 volume ratio at room temperature was evaluated by visual inspection, and measurement of turbidity and particulate matter at 0, 1 and 4 hours after mixing. Ceftazidime and avibactam were tested at concentrations of 20 mg/mL and 5 mg/mL, respectively, which can be obtained by dilution of constituted AVYCAZ solution in a 100 mL intravenous infusion bag. The highest recommended concentration (40 mg/mL of ceftazidime and 10 mg/mL of avibactam) was not tested in this study and should not be used during co-administration of AVYCAZ with other drugs through the same intravenous line.

Compatible drugs with the corresponding compatible diluent (i.e., 0.9% Sodium Chloride Injection, 5 % Dextrose Injection or Lactated Ringer's Injection) are listed in Tables 6, 7, 8 and 9 below. Any drug products not listed in the tables below should not be co-administered with AVYCAZ through the same intravenous line (or cannula).

Table 6. Compatible Drugs for use with 0.9% Sodium Chloride, 5% Dextrose or Lactated Ringer's Injection as Diluents

Daptomycin
Dexmedetomidine Injection
Dopamine Hydrochloride Injection
Furosemide Injection

Gentamicin Injection
Imipenem and Cilastatin for Injection
Magnesium Sulfate Injection
Norepinephrine Bitartrate Injection
Phenylephrine Hydrochloride Injection
Vasopressin Injection
Vecuronium Bromide
Metronidazole Injection
Aztreonam Injection or Aztreonam for Injection
Colistimethate for Injection
Amikacin Sulfate Injection
Azithromycin for Injection
Ceftaroline fosamil for Injection
Levofloxacin

Table 7. Compatible Drugs for use with 0.9% Sodium Chloride or 5% Dextrose Injection as Diluents
Ertapenem Sodium
Potassium Phosphates Injection

Table 8. Compatible Drugs for use with 5% Dextrose or Lactated Ringer's Injection as Diluents
Heparin Sodium Injection
Linezolid Injection
Tobramycin Injection or Tobramycin for Injection

Table 9. Compatible Drugs for use with One Compatible Diluent only
Meropenem for Injection (0.9% Sodium Chloride Injection diluent only)
Sodium Bicarbonate Injection (5% Dextrose Injection diluent only)
Tedizolid Phosphate for Injection (5% Dextrose Injection diluent only)
Potassium Chloride in Water for Injection (40 mEq/100 mL) (Lactated Ringer's Injection diluent only)

2.6 Storage of Constituted Solutions

Upon constitution with appropriate diluent, the constituted AVYCAZ solution may be held for no longer than 30 minutes prior to transfer and dilution in a suitable infusion bag.

Following dilution of the constituted solutions with the appropriate diluents, AVYCAZ solutions in the infusion bags are stable for 12 hours when stored at room temperature.

Following dilution of the constituted solutions with the appropriate diluents, AVYCAZ solutions in the infusion bags may also be refrigerated at 2 to 8°C (36 to 46°F) for up to 24 hours; and then should be used within 12 hours of subsequent storage at room temperature.

3 DOSAGE FORMS AND STRENGTHS

AVYCAZ 2.5 grams (ceftazidime and avibactam) for injection is supplied as a white to yellow sterile powder for constitution in a single-dose, sterile, clear glass vial containing ceftazidime 2 grams and avibactam 0.5 grams.

4 CONTRAINDICATIONS

AVYCAZ is contraindicated in patients with known serious hypersensitivity to the components of AVYCAZ (ceftazidime and avibactam), avibactam containing products, or other members of the cephalosporin class [see *Warnings and Precautions (5.2)*].

5 WARNINGS AND PRECAUTIONS

5.1 Decreased Clinical Response in Adult cIAI Patients with Baseline Creatinine Clearance of 30 to Less Than or Equal to 50 mL/min

In a Phase 3 cIAI trial in adult patients, clinical cure rates were lower in a subgroup of patients with baseline CrCl of 30 to less than or equal to 50 mL/min compared to those with CrCl greater than 50 mL/min (Table 10). The reduction in clinical cure rates was more marked in patients treated with AVYCAZ plus metronidazole compared to meropenem-treated patients. Within this subgroup, patients treated with AVYCAZ received a 33% lower daily dose than is currently recommended for patients with CrCl 30 to less than or equal to 50 mL/min.

The decreased clinical response was not observed for patients with moderate renal impairment at baseline (CrCl of 30 to less than or equal to 50 mL/min) in the Phase 3 cUTI trials or the Phase 3 HABP/VABP trial.

Monitor CrCl at least daily in adult and pediatric patients with changing renal function and adjust the dosage of AVYCAZ accordingly [see *Dosage and Administration (2.2, 2.3)*, and *Adverse Reactions (6.1)*].

Table 10. Clinical Cure Rate at Test of Cure in a Phase 3 cIAI Trial, by Baseline Renal Function - mMITT Population^a

	AVYCAZ + Metronidazole % (n/N)	Meropenem % (n/N)
Normal function / mild impairment (CrCl greater than 50 mL/min)	85% (322/379)	86% (321/373)
Moderate impairment		

(CrCl 30 to less than or equal to 50 mL/min)	45% (14/31)	74% (26/35)
^a Microbiological modified intent-to-treat (mMITT) population included patients who had at least one bacterial pathogen at baseline and received at least one dose of study drug.		

5.2 Hypersensitivity Reactions

Serious and occasionally fatal hypersensitivity (anaphylactic) reactions and serious skin reactions have been reported in patients receiving beta-lactam antibacterial drugs. Before therapy with AVYCAZ is instituted, careful inquiry about previous hypersensitivity reactions to other cephalosporins, penicillins, or carbapenems should be made. Exercise caution if this product is to be given to a penicillin or other beta-lactam-allergic patient because cross sensitivity among beta-lactam antibacterial drugs has been established. Discontinue the drug if an allergic reaction to AVYCAZ occurs.

5.3 *Clostridioides difficile*-associated Diarrhea

Clostridioides difficile-associated diarrhea (CDAD) has been reported for nearly all systemic antibacterial drugs, including AVYCAZ, and may range in severity from mild diarrhea to fatal colitis. Treatment with antibacterial drugs alters the normal flora of the colon and may permit overgrowth of *C. difficile*.

C. difficile produces toxins A and B which contribute to the development of CDAD. Hypertoxin producing strains of *C. difficile* cause increased morbidity and mortality, as these infections can be refractory to antimicrobial therapy and may require colectomy. CDAD must be considered in all patients who present with diarrhea following antibacterial use. Careful medical history is necessary because CDAD has been reported to occur more than 2 months after the administration of antibacterial drugs.

If CDAD is suspected or confirmed, antibacterial drugs not directed against *C. difficile* may need to be discontinued. Manage fluid and electrolyte levels as appropriate, supplement protein intake, monitor antibacterial treatment of *C. difficile*, and institute surgical evaluation as clinically indicated.

5.4 Central Nervous System Reactions

Seizures, nonconvulsive status epilepticus (NCSE), encephalopathy, coma, asterixis, neuromuscular excitability, and myoclonia have been reported in patients treated with ceftazidime, particularly in the setting of renal impairment. Adjust dosing based on creatinine clearance [see *Dosage and Administration (2.2)*].

5.5 Development of Drug-Resistant Bacteria

Prescribing AVYCAZ in the absence of a proven or strongly suspected bacterial infection or a prophylactic indication is unlikely to provide benefit to the patient and increases the risk of the development of drug-resistant bacteria [see *Indications and Usage (1.4)*].

6 ADVERSE REACTIONS

The following adverse reactions are discussed in greater detail in the Warnings and Precautions section:

- Hypersensitivity Reactions [see Warnings and Precautions (5.2)]
- *Clostridioides difficile*-Associated Diarrhea [see Warnings and Precautions (5.3)]
- Central Nervous System Reactions [see Warnings and Precautions (5.4)]

6.1 Clinical Trials Experience

Because clinical trials are conducted under widely varying conditions, adverse reaction rates observed in the clinical trials of a drug cannot be directly compared to rates in the clinical trials of another drug and may not reflect the rates observed in practice.

Clinical Trials Experience in Adult Patients

AVYCAZ was evaluated in six active-controlled clinical trials in patients with cIAI, cUTI, including pyelonephritis, or HABP/VABP. These trials included two Phase 2 trials, one in cIAI and one in cUTI, as well as four Phase 3 trials, one in cIAI, one in cUTI (Trial 1), one in cIAI or cUTI due to ceftazidime non-susceptible pathogens (Trial 2), and one in HABP/VABP. Data from cUTI Trial 1 served as the primary dataset for AVYCAZ safety findings in cUTI as there was a single comparator. cUTI Trial 2 had an open-label design as well as multiple comparator regimens which prevented pooling but provided supportive information. The six clinical trials included a total of 1809 adult patients treated with AVYCAZ and 1809 patients treated with comparators.

Complicated Intra-abdominal Infections

The Phase 3 cIAI trial included 529 adult patients treated with AVYCAZ 2.5 grams (ceftazidime 2 grams and avibactam 0.5 grams) administered intravenously over 120 minutes every 8 hours plus 0.5 grams metronidazole administered intravenously over 60 minutes every 8 hours and 529 patients treated with meropenem. The median age of patients treated with AVYCAZ was 50 years (range 18 to 90 years) and 22.5% of patients were 65 years of age or older. Patients were predominantly male (62%) and Caucasian (76.6%).

Treatment discontinuation due to an adverse reaction occurred in 2.6% (14/529) of patients receiving AVYCAZ plus metronidazole and 1.3% (7/529) of patients receiving meropenem.

Adverse reactions occurring at 5% or greater in patients receiving AVYCAZ plus metronidazole were diarrhea, nausea, and vomiting.

Table 11 lists adverse reactions occurring in 1% or more of patients receiving AVYCAZ plus metronidazole and with incidences greater than the comparator in the Phase 3 cIAI clinical trial.

Table 11. Incidence of Selected Adverse Reactions Occurring in 1% or more of Adult Patients (18 years of age and older) Receiving AVYCAZ in the Phase 3 cIAI Trial		
Adverse Reactions	AVYCAZ plus metronidazole^a (N=529)	Meropenem^b (N=529)
Nervous system disorders		
Headache	3%	2%
Dizziness	2%	1%
Gastrointestinal disorders		
Diarrhea	8%	3%

Nausea	7%	5%
Vomiting	5%	2%
Abdominal Pain	1%	1%
^a 2.5 grams (ceftazidime 2 grams and avibactam 0.5 grams) IV over 120 minutes every 8 hours (with metronidazole 0.5 grams IV every 8 hours)		
^b 1 gram IV over 30 minutes every 8 hours		

Increased Mortality

In the Phase 3 cIAI trial, death occurred in 2.5% (13/529) of patients who received AVYCAZ plus metronidazole and in 1.5% (8/529) of patients who received meropenem. Among a subgroup of patients with baseline CrCl 30 to less than or equal to 50 mL/min, death occurred in 19.5% (8/41) of patients who received AVYCAZ plus metronidazole and in 7.0% (3/43) of patients who received meropenem. Within this subgroup, patients treated with AVYCAZ received a 33% lower daily dose than is currently recommended for patients with CrCl 30 to less than or equal to 50 mL/min [see *Dosage and Administration (2.2) and Warnings and Precautions (5.1)*]. In patients with normal renal function or mild renal impairment (baseline CrCl greater than 50 mL/min), death occurred in 1.0% (5/485) of patients who received AVYCAZ plus metronidazole and in 1.0% (5/484) of patients who received meropenem. The causes of death varied and contributing factors included progression of underlying infection, baseline pathogens isolated that were unlikely to respond to the study drug, and delayed surgical intervention.

Complicated Urinary Tract Infections, Including Pyelonephritis

The Phase 3 cUTI Trial 1 included 511 adult patients treated with AVYCAZ 2.5 grams (ceftazidime 2 grams and avibactam 0.5 grams) administered intravenously over 120 minutes every 8 hours and 509 patients treated with doripenem; in some patients parenteral therapy was followed by a switch to an oral antimicrobial agent [see *Clinical Studies (14.2)*]. Median age of patients treated with AVYCAZ was 54 years (range 18 to 89 years) and 30.7% of patients were 65 years of age or older. Patients were predominantly female (68.3%) and Caucasian (82.4%). Patients with CrCl less than 30 mL/min were excluded.

There were no deaths in Trial 1. Treatment discontinuation due to adverse reactions occurred in 1.4% (7/511) of patients receiving AVYCAZ and 1.2% (6/509) of patients receiving doripenem.

The most common adverse reactions occurring in 3% of cUTI patients treated with AVYCAZ were nausea and diarrhea.

Table 12 lists adverse reactions occurring in 1% or more of patients receiving AVYCAZ and with incidences greater than the comparator in Trial 1.

Table 12. Incidence of Selected Adverse Drug Reactions Occurring in 1% or more of Adult Patients (18 years of age and older) Receiving AVYCAZ in the Phase 3 cUTI Trial 1		
Adverse Reactions	AVYCAZ^a (N=511)	Doripenem^b (N=509)

Gastrointestinal disorders		
Nausea	3%	2%
Diarrhea	3%	1%
Constipation	2%	1%
Upper abdominal pain	1%	< 1%
^a 2.5 grams (ceftazidime 2 grams and avibactam 0.5 grams) IV over 120 minutes every 8 hours ^b 0.5 grams IV over 60 minutes every 8 hours		

Hospital-acquired Bacterial Pneumonia/Ventilator-associated Bacterial Pneumonia

The Phase 3 HABP/VABP trial included 436 adult patients treated with AVYCAZ 2.5 grams (ceftazidime 2 grams and avibactam 0.5 grams) administered intravenously over 120 minutes and 434 patients treated with meropenem. The median age of patients treated with AVYCAZ was 66 years (range 18 to 89 years) and 54.1% of patients were 65 years of age or older. Patients were predominantly male (74.5%) and Asian (56.2%).

Death occurred in 9.6% (42/ 436) of patients who received AVYCAZ and in 8.3% (36/434) of patients who received meropenem. Treatment discontinuation due to an adverse reaction occurred in 3.7% (16/436) of patients receiving AVYCAZ and 3% (13/434) of patients receiving meropenem.

Adverse reactions occurring at 5% or greater in patients receiving AVYCAZ were diarrhea and vomiting.

Table 13 lists selected adverse reactions occurring in 1% or more of patients receiving AVYCAZ and with incidences greater than the comparator in the Phase 3 HABP/VABP clinical trial.

Table 13. Incidence of Selected Adverse Drug Reactions Occurring in 1% or more of Adult Patients (18 years of age and older) Receiving AVYCAZ in the Phase 3 HABP/VABP Trial		
Adverse Reactions	AVYCAZ^a (N=436)	Meropenem^b (N=434)
Gastrointestinal disorders		
Nausea	3%	2%
Skin and subcutaneous tissue disorders		
Pruritus	2%	1%
^a 2.5 grams (ceftazidime 2 grams and avibactam 0.5 grams) IV over 120 minutes every 8 hours ^b 1 gram IV over 30 minutes every 8 hours		

Other Adverse Reactions of AVYCAZ and Cefazidime in Adults

Direct Coombs' Test Seroconversion with AVYCAZ

In the Phase 3 trials, seroconversion from a negative to a positive direct Coombs' test result among patients with an initial negative Coombs' test and at least one follow up

test occurred in 3% (cUTI), 12.9% (cIAI), and 21.4% (HABP/VABP) of patients receiving AVYCAZ and 0.9% (cUTI), 3% (cIAI) and 7% (HABP/VABP) of patients receiving a carbapenem comparator.

Less Common Adverse Reactions with AVYCAZ

The following selected adverse reactions were reported in AVYCAZ-treated patients at a rate of less than 1% in the Phase 3 trials and are not described elsewhere in the labeling.

Blood and lymphatic disorders – Thrombocytopenia, Thrombocytosis, Leukopenia

General disorders and administration site conditions – Injection site phlebitis

Infections and infestations – Candidiasis

Investigations – Increased aspartate aminotransferase, Increased alanine aminotransferase, Increased gamma-glutamyl transferase

Metabolism and nutrition disorders – Hypokalemia

Nervous system disorders – Dysgeusia

Renal and urinary disorders – Acute kidney injury, Renal impairment, Nephrolithiasis

Skin and subcutaneous tissue disorders – Rash, Rash maculo-papular, Urticaria

Psychiatric disorders – Anxiety

Adverse Reactions with Ceftazidime

Additionally, adverse reactions reported with ceftazidime alone that were not reported in AVYCAZ-treated patients in the Phase 3 trials are listed below:

Blood and lymphatic disorders – Agranulocytosis, Hemolytic anemia, Lymphocytosis, Neutropenia, Eosinophilia

General disorders and administration site conditions – Infusion site inflammation, Injection site hematoma, Injection site thrombosis

Hepatobiliary disorders – Jaundice

Investigations – Increased blood lactate dehydrogenase, Prolonged prothrombin time

Nervous system disorders – Paresthesia, seizures, encephalopathy, coma, asterixis, neuromuscular excitability, myoclonia

Renal and urinary disorders – Tubulointerstitial nephritis

Reproductive and breast disorders – Vaginal inflammation

Hypersensitivity Reactions– Anaphylaxis, Angioedema, Erythema multiforme, Stevens-Johnson syndrome, Toxic epidermal necrolysis

Clinical Trials Experience in Pediatric Patients

Pediatric Patients Aged 3 months to less than 18 years

AVYCAZ was evaluated in 128 pediatric patients aged 3 months to < 18 years in two single-blind, randomized, active-controlled clinical trials, one in patients with cUTI and the other in patients with cIAI. Safety data from the two studies were pooled. The AVYCAZ dosing regimen was the same in both of these trials [see *Dosage and Administration* (2.2)] with a mean treatment duration of 6 days, and a maximum of 14 days. The regimen was selected to result in pediatric drug exposure comparable to that of adults, and in the cIAI trial, metronidazole was administered concurrently with AVYCAZ. Patients were randomized 3:1 to receive AVYCAZ or comparator, which was meropenem or cefepime in the cIAI and cUTI trials, respectively. The median age of patients treated with AVYCAZ was 8.6 years, and in the comparator group 7.4 years. The majority of patients treated with AVYCAZ were female (57%) and Caucasian (80%). An open-label single-dose pharmacokinetic (PK) and safety trial was conducted in pediatric patients with

HABP/VABP and enrolled four patients aged 11.6 months to 9.4 years [see *Clinical Pharmacology 12.3*].

There were no deaths reported in the trials of cUTI, cIAI, and HABP/VABP in pediatric patients aged 3 months and older. Treatment discontinuation due to adverse reactions in the pediatric cUTI and cIAI trials occurred in 2.3% (3/128) of patients receiving AVYCAZ and 0/50 of patients receiving comparator drugs.

The most common adverse reactions occurring in greater than 3% of pediatric patients aged 3 months to < 18 years treated with AVYCAZ were vomiting, diarrhea, rash, and infusion site phlebitis.

Pediatric Patients less than 3 months of Age

AVYCAZ was also evaluated in a trial enrolling 46 pediatric patients less than three months of age as follows: infants > 28 days to < 3 months (N=17), term neonates from birth to 28 days, (N=13), pre-term neonates from birth (gestational age \geq 31 weeks) to 28 days (N=16). The median age of patients treated with AVYCAZ was 24 days. In this single-arm trial, 25 patients with a suspected or confirmed bacterial infection received a single-dose of AVYCAZ and 21 patients with suspected or confirmed serious gram-negative infections received multiple doses of AVYCAZ [see *Dosage and Administration (2.2)*]. The demographics of patients treated with AVYCAZ were female (54%), male (46%); racial groups of White (78%), Asian (11%), Black or African American (9%); ethnicities of Not Hispanic or Latino (91.3%); Hispanic or Latino (4.3%). In patients treated with multiple doses of AVYCAZ [see *Dosage and Administration (2.2)*], the mean treatment duration was 6 days and maximum treatment duration was 12 days.

There was one death reported in the trial for pediatric patients less than 3 months of age. There were no treatment discontinuations due to adverse reactions. The most common adverse reactions occurring in greater than 3% of pediatric patients less than 3 months of age were vomiting and increased transaminases.

The safety profile of AVYCAZ in pediatric patients was similar to adults with cIAI, cUTI, and HABP/VABP treated with AVYCAZ.

6.2 Postmarketing Experience

The following adverse reactions and altered laboratory tests have been identified during post approval use of ceftazidime (a component of AVYCAZ), or other cephalosporin-class antibacterial drugs. Because these reactions are reported voluntarily from a population of uncertain size, it is not always possible to reliably estimate their frequency or establish a causal relationship to drug exposure.

Colitis, toxic nephropathy, hepatic dysfunction including cholestasis, hemorrhage, pancytopenia, aplastic anemia, prolonged prothrombin time, false-positive test for urinary glucose. Acute myocardial ischemia with or without myocardial infarction may occur as part of an allergic reaction.

7 DRUG INTERACTIONS

7.1 Probenecid

In vitro, avibactam is a substrate of OAT1 and OAT3 transporters which might contribute to the active uptake from the blood compartment, and thereby its excretion. As a potent OAT inhibitor, probenecid inhibits OAT uptake of avibactam by 56% to 70% *in vitro* and, therefore, has the potential to decrease the elimination of avibactam when co-administered. Because a clinical interaction study of AVYCAZ or avibactam alone with probenecid has not been conducted, co-administration of AVYCAZ with probenecid is not recommended [see *Clinical Pharmacology (12.3)*].

7.2 Drug/Laboratory Test Interactions

The administration of ceftazidime may result in a false-positive reaction for glucose in the urine with certain methods. It is recommended that glucose tests based on enzymatic glucose oxidase reactions be used.

8 USE IN SPECIFIC POPULATIONS

8.1 Pregnancy

Risk Summary

There are no adequate and well-controlled studies of AVYCAZ, ceftazidime, or avibactam in pregnant women. Neither ceftazidime nor avibactam were teratogenic in rats at doses 40 and 9 times the recommended human clinical dose. In the rabbit, at twice the exposure as seen at the human clinical dose, there were no effects on embryofetal development with avibactam.

The background risk of major birth defects and miscarriage for the indicated population is unknown. The background risk of major birth defects is 2-4% and of miscarriage is 15-20% of clinically recognized pregnancies within the general population. Because animal reproduction studies are not always predictive of human response, this drug should be used in pregnancy only if clearly needed.

Data

Animal Data

Ceftazidime

Reproduction studies have been performed in mice and rats at doses up to 40 times the human dose and showed no evidence of harm to the fetus due to ceftazidime.

Avibactam

Avibactam was not teratogenic in rats or rabbits. In the rat, intravenous studies with 0, 250, 500 and 1000 mg/kg/day avibactam during gestation days 6-17 showed no embryofetal toxicity at doses up to 1000 mg/kg/day, approximately 9 times the human dose based on exposure (AUC). In a rat pre- and post-natal study at up to 825 mg/kg/day intravenously (11 times the human exposure based on AUC), there were no effects on pup growth and viability. A dose-related increase in the incidence of renal pelvic and ureter dilatation was observed in female weaning pups that was not associated with pathological changes to renal parenchyma or renal function, with renal pelvic dilatation persisting after female weaning pups became adults.

Rabbits administered intravenous avibactam on gestation days 6-19 at 0, 100, 300 and

1000 mg/kg/day showed no effects on embryofetal development at a dose of 100 mg/kg, twice the human exposure (AUC). At higher doses, increased post-implantation loss, lower mean fetal weights, delayed ossification of several bones and other anomalies were observed.

8.2 Lactation

Risk Summary

Ceftazidime is excreted in human milk in low concentrations. It is not known whether avibactam is excreted into human milk, although avibactam was shown to be excreted in the milk of rats. No information is available on the effects of ceftazidime and avibactam on the breast-fed child or on milk production.

The developmental and health benefits of breastfeeding should be considered along with the mother's clinical need for AVYCAZ and any potential adverse effects on the breastfed child from AVYCAZ or from the underlying maternal conditions.

Data

In a rat pre- and post-natal study at doses up to 825 mg/kg/day intravenously (11 times the human exposure based on AUC), the exposure to avibactam was minimal in the pups in comparison to the dams. Exposure to avibactam was observed in both pups and milk on PND 7.

8.4 Pediatric Use

The safety and effectiveness of AVYCAZ in the treatment of cUTI, cIAI, and HABP/VABP have been established in pediatric patients at least 31 weeks gestational age and older. Use of AVYCAZ is supported by evidence from adequate and well-controlled studies of AVYCAZ in adults with cUTI, cIAI, and HABP/VABP and additional pharmacokinetic and safety data from pediatric trials [see *Clinical Pharmacology (12.3)*, *Clinical Studies (14.1 and 14.2)*].

The safety profile of AVYCAZ in pediatric patients was similar to adults with cIAI, cUTI, and HABP/VABP treated with AVYCAZ [see *Adverse Reactions (6.1)*].

The safety and effectiveness of AVYCAZ in the treatment of cUTI, cIAI, and HABP/VABP have not been established in pediatric patients less than 31 weeks gestational age.

8.5 Geriatric Use

Of the 1809 patients treated with AVYCAZ in the Phase 2 and Phase 3 clinical trials 621 (34.5%) were 65 years of age and older, including 302 (16.7 %) patients 75 years of age and older.

In the pooled Phase 2 and Phase 3 cIAI AVYCAZ clinical trials, 20% (126/630) of patients treated with AVYCAZ were 65 years of age and older, including 49 (7.8%) patients 75 years of age and older. The incidence of adverse reactions in both treatment groups was higher in older patients (≥ 65 years of age) and similar in both treatment groups; clinical cure rates for patients 65 years of age or older were 73.0% (73/100) in the AVYCAZ plus metronidazole arm and 78.6% (77/98) in the meropenem arm.

In the Phase 3 cUTI trial, 30.7% (157/511) of patients treated with AVYCAZ were 65 years of age or older, including 78 (15.3%) patients 75 years of age or older. The

incidence of adverse reactions in both treatment groups was lower in older patients (≥ 65 years of age) and similar between treatment groups. Among patients 65 years of age or older in the Phase 3 cUTI trial, 66.1% (82/124) of patients treated with AVYCAZ had symptomatic resolution at Day 5 compared with 56.6% (77/136) of patients treated with doripenem. The combined response (microbiological cure and symptomatic response) observed at the test-of-cure (TOC) visit for patients 65 years of age or older were 58.1% (72/124) in the AVYCAZ arm and 58.8% (80/136) in the doripenem arm.

In the Phase 3 HABP/VABP trial, 54.1% (236/436) of patients treated with AVYCAZ were 65 years of age or older, including 129 (29.6%) patients 75 years of age or older. The incidence of adverse reactions in patients ≥ 65 years of age was similar to patients < 65 years of age. The 28-day all-cause mortality was similar between treatment groups for patients 65 years of age or older (12.7% [29/229] for patients in the AVYCAZ arm and 11.3% [26/230] for patients in the meropenem arm).

Ceftazidime and avibactam are known to be substantially excreted by the kidney; therefore, the risk of adverse reactions to ceftazidime and avibactam may be greater in patients with decreased renal function. Because elderly patients are more likely to have decreased renal function, care should be taken in dose selection and it may be useful to monitor renal function. Healthy elderly subjects had 17% greater exposure relative to healthy young subjects when administered the same single dose of avibactam, which may have been related to decreased renal function in the elderly subjects. Dosage adjustment for elderly patients should be based on renal function [see *Dosage and Administration (2.2) and Clinical Pharmacology (12.3)*].

8.6 Renal Impairment

Dosage adjustment is required in adult patients with moderately or severely impaired renal function (CrCl 50 mL/min or less). For patients with changing renal function, CrCl should be monitored at least daily, particularly early in treatment, and dosage of AVYCAZ adjusted accordingly. Both ceftazidime and avibactam are hemodialyzable; thus, AVYCAZ should be administered after hemodialysis on hemodialysis days [see *Dosage and Administration (2.2) and Clinical Pharmacology (12.3)*].

Dosage adjustment is also required in pediatric patients with renal impairment from 2 years to less than 18 years of age with eGFR 50 mL/min/1.73 m² or less. There is insufficient information to recommend a dosing regimen for pediatric patients younger than 2 years of age with renal impairment [see *Dosage and Administration (2.3) and Clinical Pharmacology (12.3)*].

10 OVERDOSAGE

In the event of overdose, discontinue AVYCAZ and institute general supportive treatment.

Ceftazidime and avibactam can be removed by hemodialysis. In subjects with end-stage renal disease (ESRD) administered 1 gram ceftazidime, the mean total recovery in dialysate following a 4-hour hemodialysis session was 55% of the administered dose. In subjects with ESRD administered 100 mg avibactam, the mean total recovery in dialysate following a 4-hour hemodialysis session started 1 hour after dosing was approximately 55% of the dose.

No clinical information is available on the use of hemodialysis to treat AVYCAZ overdose [see *Clinical Pharmacology* (12.3)].

11 DESCRIPTION

AVYCAZ is an antibacterial combination product consisting of the semisynthetic cephalosporin ceftazidime pentahydrate and the beta-lactamase inhibitor avibactam sodium for intravenous administration.

Ceftazidime

Ceftazidime is a semisynthetic, beta-lactam antibacterial drug. It is the pentahydrate of (6*R*,7*R*,*Z*)-7-(2-(2-aminothiazol-4-yl)-2-(2-carboxypropan-2-yloxyimino)acetamido)-8-oxo-3-(pyridinium-1-ylmethyl)-5-thia-1-aza-bicyclo[4.2.0]oct-2-ene-2-carboxylate. Its molecular weight is 636.6. The empirical formula is C₂₂H₃₂N₆O₁₂S₂.

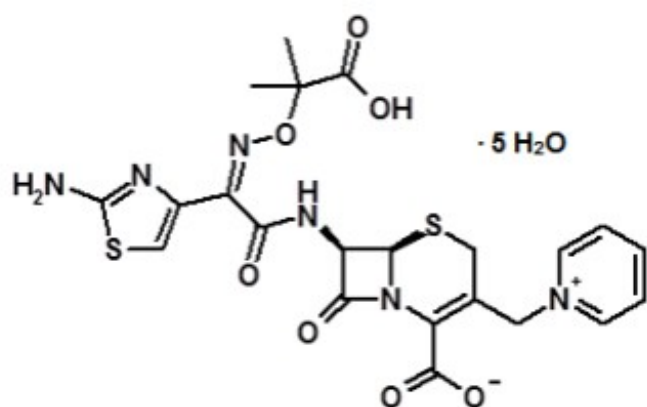


Figure 1. Chemical structure of ceftazidime pentahydrate

Avibactam

Avibactam sodium chemical name is sodium [(2*S*,5*R*)-2-carbamoyl-7-oxo-1,6-diazabicyclo[3.2.1]octan-6-yl] sulfate. Its molecular weight is 287.23. The empirical formula is C₇H₁₀N₃O₆SNa.

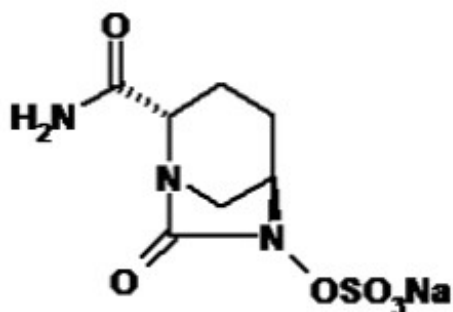


Figure 2. Chemical structure of avibactam sodium

AVYCAZ 2.5 grams (ceftazidime and avibactam) for injection is a white to yellow sterile powder for constitution consisting of ceftazidime pentahydrate and avibactam sodium packaged in glass vials. The formulation also contains sodium carbonate.

Each AVYCAZ 2.5 grams single-dose vial contains ceftazidime 2 grams (equivalent to

2.601 grams sterile ceftazidime pentahydrate/sodium carbonate) and avibactam 0.5 grams (equivalent to 0.544 grams sterile avibactam sodium). The sodium carbonate content of the mixture is 236.5 mg/vial. The total sodium content of the mixture is approximately 146 mg (6.4 mEq)/vial.

12 CLINICAL PHARMACOLOGY

12.1 Mechanism of Action

AVYCAZ is an antibacterial drug [see *Clinical Pharmacology* (12.4)].

12.2 Pharmacodynamics

As with other beta-lactam antimicrobial drugs, the time that unbound plasma concentrations of ceftazidime exceed the AVYCAZ minimum inhibitory concentration (MIC) against the infecting organism has been shown to best correlate with efficacy in a neutropenic murine thigh infection model with Enterobacteriaceae and *Pseudomonas aeruginosa*. The time above a threshold concentration has been determined to be the parameter that best predicts the efficacy of avibactam in *in vitro* and *in vivo* nonclinical models.

Cardiac Electrophysiology

In a thorough QT study, a suprathreshold dose of ceftazidime (3 grams) was investigated for QT effects in combination with a suprathreshold dose of avibactam (2 grams) given as a 30-minute single infusion. No significant effect on QT_cF interval was detected at peak plasma concentration or at any other time. The largest 90% upper bound for the placebo corrected mean change from baseline was 5.9 ms. There were no QT_cF intervals greater than 450 ms, nor were there any QT_cF interval changes from baseline greater than 30 ms.

12.3 Pharmacokinetics

The mean pharmacokinetic parameters for ceftazidime and avibactam in healthy adult male subjects with normal renal function after single and multiple 2-hour intravenous infusions of AVYCAZ 2.5 grams (ceftazidime 2 grams and avibactam 0.5 grams) administered every 8 hours are summarized in Table 14.

Pharmacokinetic parameters of ceftazidime and avibactam were similar for single and multiple dose administration of AVYCAZ and were similar to those determined when ceftazidime or avibactam were administered alone.

Table 14. Pharmacokinetic Parameters (Geometric Mean [%CV]) of Ceftazidime and Avibactam Following Administration of AVYCAZ 2.5 grams (ceftazidime 2 grams and avibactam 0.5 grams) in Healthy Adult Male Subjects

	Ceftazidime		Avibactam	
	Single AVYCAZ 2.5 grams^a Dose	Multiple AVYCAZ 2.5 grams^a Doses Administered	Single AVYCAZ 2.5 grams^a Dose	Multiple AVYCAZ 2.5 grams^a Doses Administered

Parameter	Administered as a 2-hour Infusion (n = 16)	Administered every 8 hours as 2-hour Infusions for 11 Days (n = 16)	Administered as a 2-hour Infusion (n = 16)	every 8 hours as 2-hour Infusions for 11 Days (n = 16)
C _{max} (mg/L)	88.1 (14)	90.4 (16)	15.2 (14)	14.6 (17)
AUC (mg-h/L) ^b	289 (15) ^c	291 (15)	42.1 (16) ^d	38.2 (19)
T _{1/2} (h)	3.27 (33) ^c	2.76 (7)	2.22 (31) ^d	2.71 (25)
CL (L/h)	6.93 (15) ^c	6.86 (15)	11.9 (16) ^d	13.1 (19)
V _{ss} (L)	18.1 (20) ^c	17 (16)	23.2 (23) ^d	22.2 (18)

CL = plasma clearance; C_{max} = maximum observed concentration;
T_{1/2} = terminal elimination half-life; V_{ss} (L) = volume of distribution at steady state

^a ceftazidime 2 grams and avibactam 0.5 grams
^b AUC_{0-inf} (area under concentration-time curve from time 0 to infinity) reported for single-dose administration; AUC_{0-tau} (area under concentration curve over dosing interval) reported for multiple-dose administration
^c n = 15
^d n = 13

The C_{max} and AUC of ceftazidime increase in proportion to dose. Avibactam demonstrated approximately linear pharmacokinetics across the dose range studied (50 mg to 2000 mg) for single intravenous administration. No appreciable accumulation of ceftazidime or avibactam was observed following multiple intravenous infusions of AVYCAZ 2.5 grams (ceftazidime 2 grams and avibactam 0.5 grams) administered every 8 hours for up to 11 days in healthy adults with normal renal function.

Distribution

Less than 10% of ceftazidime was protein bound. The degree of protein binding was independent of concentration. The binding of avibactam to human plasma proteins was low (5.7% to 8.2%) and was similar across the range of concentrations tested *in vitro* (0.5 to 50 mg/L).

The steady-state volumes of distribution of ceftazidime and avibactam were 17 L and 22.2 L, respectively, in healthy adults following multiple doses of AVYCAZ 2.5 grams (ceftazidime 2 grams and avibactam 0.5 grams) infused every 8 hours over 2 hours for 11 days.

Following administration of AVYCAZ 2.5 g (ceftazidime 2 grams and avibactam 0.5 grams) to healthy male subjects every 8 hours as a 2-hour infusion for 3 days, the mean bronchial epithelial lining fluid-to-plasma ratios of avibactam C_{max} and AUC_{0-tau} were 35%. The mean bronchial epithelial lining fluid-to-plasma ratios of ceftazidime C_{max} and AUC_{0-tau} were 26% and 31%, respectively.

Metabolism

Ceftazidime is mostly (80% to 90% of the dose) eliminated as unchanged drug. No metabolism of avibactam was observed in human liver preparations (microsomes and

hepatocytes). Unchanged avibactam was the major drug-related component in human plasma and urine after a single intravenous dose of 0.5 grams ¹⁴C-labelled avibactam.

Excretion

Both ceftazidime and avibactam are excreted mainly by the kidneys.

Approximately 80% to 90% of an intravenous dose of ceftazidime is excreted unchanged by the kidneys over a 24-hour period. After the intravenous administration of single 0.5-grams or 1-gram doses, approximately 50% of the dose appeared in the urine in the first 2 hours. An additional 20% was excreted between 2 and 4 hours after dosing, and approximately another 12% of the dose appeared in the urine between 4 and 8 hours later. The elimination of ceftazidime by the kidneys resulted in high therapeutic concentrations in the urine. The mean renal clearance of ceftazidime was approximately 100 mL/min. The calculated plasma clearance of approximately 115 mL/min indicated nearly complete elimination of ceftazidime by the renal route.

Following administration of a single 0.5-grams intravenous dose of radiolabeled avibactam, an average of 97% of administered radioactivity was recovered from the urine, with over 95% recovered within 12 hours of dosing. An average of 0.20% of administered total radioactivity was recovered in feces within 96 hours of dosing. An average of 85% of administered avibactam was recovered from the urine as unchanged drug within 96 hours, with over 50% recovered within 2 hours of the start of the infusion. Renal clearance was 158 mL/min, which is greater than the glomerular filtration, suggesting that active tubular secretion contributes to the excretion of avibactam in addition to glomerular filtration.

Specific Populations

Patients with Renal Impairment

Ceftazidime is eliminated almost solely by the kidneys; its serum half-life is significantly prolonged in patients with impaired renal function.

The clearance of avibactam was significantly decreased in subjects with mild (CrCl greater than 50 to 80 mL/min, n = 6), moderate (CrCl 30 to less than or equal to 50 mL/min, n = 6), and severe (CrCl 30 mL/min or less, not requiring hemodialysis; n = 6) renal impairment compared to healthy subjects with normal renal function (CrCl greater than 80 mL/min, n = 6) following administration of a single 100-mg intravenous dose of avibactam. The slower clearance resulted in increases in systemic exposure (AUC) of avibactam of 2.6-fold, 3.8-fold, and 7-fold in subjects with mild, moderate, and severe renal impairment, respectively, compared to subjects with normal renal function.

A single 100-mg dose of avibactam was administered to subjects with ESRD (n = 6) either 1 hour before or after hemodialysis. The avibactam AUC following the post-hemodialysis infusion was 19.5-fold the AUC of healthy subjects with normal renal function. Avibactam was extensively removed by hemodialysis, with an extraction coefficient of 0.77 and a mean hemodialysis clearance of 9.0 L/h. Approximately 55% of the avibactam dose was removed during a 4-hour hemodialysis session.

Dosage adjustment of AVYCAZ is recommended in adult and pediatric patients 2 years and older with moderate and severe renal impairment and end-stage renal disease. Population PK models for ceftazidime and avibactam were used to conduct simulations for patients with impaired renal function. Simulations demonstrated that the

recommended dose adjustments [see *Dosage and Administration (2.3)*] provide comparable exposures of ceftazidime and avibactam in both adult and pediatric patients with moderate and severe renal impairment and end-stage renal disease to those in patients with normal renal function or mild renal impairment. Because the exposure of both ceftazidime and avibactam is highly dependent on renal function, monitor renal function (i.e., CrCl in adult patients and eGFR in pediatric patients) at least daily and adjust the dosage of AVYCAZ accordingly [see *Dosage and Administration (2.3)*]. There is insufficient information to recommend a dosage regimen for pediatric patients less than 2 years of age with renal impairment.

Patients with Hepatic Impairment

The presence of hepatic dysfunction had no effect on the pharmacokinetics of ceftazidime in individuals administered 2 grams intravenously every 8 hours for 5 days.

The pharmacokinetics of avibactam in patients with hepatic impairment have not been established. Avibactam does not appear to undergo significant hepatic metabolism; therefore, the systemic clearance of avibactam is not expected to be significantly affected by hepatic impairment.

Dose adjustments are not currently considered necessary for AVYCAZ in patients with impaired hepatic function.

Pediatric Patients

Population pharmacokinetic analyses and target attainment simulations were conducted to recommend AVYCAZ dosing in pediatric patients with cIAI, cUTI and HABP/VABP. The recommended pediatric dosing regimens for patients from 2 to less than 18 years of age with eGFR of greater than 50 mL/min/1.73 m² and for patients from birth (with gestational age 31 weeks and older) to less than 2 years without renal impairment are predicted to result in systemic exposures similar to that in adult patients given AVYCAZ 2.5 grams. Population PK modeling, including the assumption of proportional effects of renal impairment in adults and pediatric patients, also predicted that the recommended dose adjustments for patients aged 2 years and older with eGFR less than or equal to 50 mL/min/1.73 m² result in systemic exposure similar to that in adult patients. There is insufficient information to recommend a dosage adjustment in pediatric patients less than 2 years of age with renal impairment.

Geriatric Patients

Following single-dose administration of 0.5 grams avibactam as a 30-minute infusion the mean AUC for avibactam was 17% higher in healthy elderly subjects (65 years of age and older, n = 16) than in healthy young adult subjects (18 to 45 years of age, n = 17). There was no statistically significant age effect for avibactam C_{max}.

No dose adjustment is recommended based on age. Dosage adjustment for AVYCAZ in elderly patients should be based on renal function [see *Dosage and Administration (2.2)*].

Gender

Following single-dose administration of 0.5 grams avibactam as a 30-minute infusion, healthy male subjects (n = 17) had 18% lower avibactam C_{max} values than healthy female subjects (n = 16). There was no gender effect for avibactam AUC parameters.

No dose adjustment is recommended based on gender.

Drug Interactions

Avibactam at clinically relevant concentrations does not inhibit the cytochrome P450 isoforms CYP1A2, CYP2A6, CYP2B6, CYP2C8, CYP2C9, CYP2C19, CYP2D6, CYP2E1 and CYP3A4/5 *in vitro* in human liver microsomes. Avibactam showed no potential for *in vitro* induction of CYP1A2, 2B6, 2C9 and 3A4 isoenzymes in human hepatocytes. Against CYP2E1, avibactam showed a slight induction potential at very high concentrations that exceed any clinically relevant exposure. Ceftazidime was evaluated independently in human hepatocytes and showed no induction potential on the activity or mRNA expression of CYP1A1/2, CYP2B6, and CYP3A4/5.

Neither ceftazidime nor avibactam was found to be an inhibitor of the following hepatic and renal transporters *in vitro* at clinically relevant concentrations: MDR1, BCRP, OAT1, OAT3, OATP1B1, OATP1B3, BSEP, MRP4, OCT1 and OCT2. Avibactam was not a substrate of MDR1, BCRP, MRP4, or OCT2, but was a substrate of human OAT1 and OAT3 kidney transporters based on results generated in human embryonic kidney cells expressing these transporters. Probenecid inhibits 56% to 70% of the uptake of avibactam by OAT1 and OAT3 *in vitro*. Ceftazidime does not inhibit avibactam transport mediated by OAT1 and OAT3. The clinical impact of potent OAT inhibitors on the pharmacokinetics of avibactam is not known. Co-administration of AVYCAZ with probenecid is not recommended [see *Drug Interactions (7.1)*].

Administration of AVYCAZ 2.5 grams (ceftazidime 2 grams and avibactam 0.5 grams) to healthy male subjects (n = 28) as a 2-hour infusion following a 1-hour infusion of metronidazole every 8 hours for 3 days did not affect the C_{max} and AUC values for avibactam or ceftazidime compared to administration of AVYCAZ 2.5 grams (ceftazidime 2 grams and avibactam 0.5 grams) alone. Administration of 0.5 grams metronidazole to healthy male subjects as a 1-hour infusion before a 2-hour infusion of AVYCAZ 2.5 grams (ceftazidime 2 grams and avibactam 0.5 grams) every 8 hours for 3 days did not affect the C_{max} and AUC of metronidazole compared to administration of 0.5 grams metronidazole alone.

12.4 Microbiology

Mechanism of Action

The ceftazidime component of AVYCAZ is a cephalosporin antibacterial drug with *in vitro* activity against certain gram-negative and gram-positive bacteria. The bactericidal action of ceftazidime is mediated through binding to essential penicillin-binding proteins (PBPs). The avibactam component of AVYCAZ is a non-beta-lactam beta-lactamase inhibitor that inactivates certain beta-lactamases that degrade ceftazidime. Avibactam does not decrease the activity of ceftazidime against ceftazidime-susceptible organisms.

AVYCAZ demonstrated *in vitro* activity against Enterobacteriaceae in the presence of some beta-lactamases and extended-spectrum beta-lactamases (ESBLs) of the following groups: TEM, SHV, CTX-M, *Klebsiella pneumoniae* carbapenemase (KPCs), AmpC, and certain oxacillinases (OXA). AVYCAZ also demonstrated *in vitro* activity against *P. aeruginosa* in the presence of some AmpC beta-lactamases, and certain strains lacking outer membrane porin (OprD). AVYCAZ is not active against bacteria that produce metallo-beta lactamases and may not have activity against gram-negative bacteria that overexpress efflux pumps or have porin mutations.

Resistance

No cross-resistance with other classes of antimicrobials has been identified. Some isolates resistant to other cephalosporins (including ceftazidime) and to carbapenems may be susceptible to AVYCAZ.

Interaction with Other Antimicrobials

In vitro studies have not demonstrated antagonism between AVYCAZ and colistin, levofloxacin, linezolid, metronidazole, tigecycline, tobramycin, or vancomycin.

Activity against Ceftazidime-Nonsusceptible Bacteria in Animal Infection Models

Avibactam restored activity of ceftazidime in animal models of infection (e.g. thigh infection, pyelonephritis, systemic infection induced by intraperitoneal injection) caused by ceftazidime non-susceptible beta-lactamase-producing (e.g., ESBL, KPC and AmpC) gram-negative bacteria.

Antimicrobial Activity

AVYCAZ has been shown to be active against most isolates of the following bacteria, both *in vitro* and in clinical infections [see *Indications and Usage (1.1), (1.2) and (1.3)*].

Complicated Intra-abdominal Infections (cIAI)

Aerobic Bacteria

Gram-negative Bacteria

- *Citrobacter freundii* complex
- *Enterobacter cloacae*
- *Escherichia coli*
- *Klebsiella oxytoca*
- *Klebsiella pneumoniae*
- *Proteus mirabilis*
- *Pseudomonas aeruginosa*

Complicated Urinary Tract Infections (cUTI), including Pyelonephritis

Aerobic Bacteria

Gram-negative Bacteria

- *Citrobacter freundii* complex
- *Enterobacter cloacae*
- *Escherichia coli*
- *Klebsiella pneumoniae*
- *Proteus mirabilis*
- *Pseudomonas aeruginosa*

Hospital-acquired Bacterial Pneumonia and Ventilator-associated Bacterial Pneumonia (HABP/VABP)

Aerobic Bacteria

Gram-negative Bacteria

- *Enterobacter cloacae*
- *Escherichia coli*
- *Haemophilus influenzae*

- *Klebsiella pneumoniae*
- *Proteus mirabilis*
- *Pseudomonas aeruginosa*
- *Serratia marcescens*

The following *in vitro* data are available, but their clinical significance is unknown. At least 90 percent of the following bacteria exhibit an *in vitro* minimum inhibitory concentration (MIC) less than or equal to the susceptible breakpoint for AVYCAZ against isolates of similar genus or organism group. However, the efficacy of AVYCAZ in treating clinical infections caused by these bacteria has not been established in adequate and well-controlled clinical trials.

Gram-negative Bacteria

- *Citrobacter koseri*
- *Enterobacter aerogenes*
- *Morganella morganii*
- *Providencia rettgeri*
- *Providencia stuartii*

Susceptibility Test Methods

For specific information regarding susceptibility testing methods, interpretive criteria, and associated test methods and quality control standards recognized by FDA for AVYCAZ, please see: <https://www.fda.gov/STIC>.

13 NONCLINICAL TOXICOLOGY

13.1 Carcinogenesis, Mutagenesis, Impairment of Fertility

Ceftazidime and avibactam were each evaluated for mutagenic potential in several *in vitro* and *in vivo* assays. Ceftazidime was negative for mutagenicity in a mouse micronucleus test and an Ames test. Avibactam was negative for genotoxicity in the Ames assay, unscheduled DNA synthesis, chromosomal aberration assay, and a rat micronucleus study.

Avibactam had no adverse effects on fertility of male and female rats given up to 1 g/kg/day (approximately 20-fold higher than the recommended clinical dose on a body surface area basis). There was a dose-related increase in the percentage of pre- and post-implantation loss relative to controls, resulting in a lower mean litter size at doses 0.5 g/kg and greater with intravenous administration to female rats beginning 2 weeks prior to mating.

14 CLINICAL STUDIES

14.1 Complicated Intra-abdominal Infections

Adult Patients

A total of 1058 adults hospitalized with cIAI were randomized and received trial medications in a multinational, multi-center, double-blind trial comparing AVYCAZ 2.5 grams (ceftazidime 2 grams and avibactam 0.5 grams) intravenously every 8 hours plus

metronidazole (0.5 grams intravenously every 8 hours) to meropenem (1 gram intravenously every 8 hours) for 5 to 14 days of therapy. Complicated intra-abdominal infections included appendicitis, cholecystitis, diverticulitis, gastric/duodenal perforation, perforation of the intestine, and other causes of intra-abdominal abscesses and peritonitis.

The microbiologically modified intent-to treat (mMITT) population, which included all patients who had at least one baseline intra-abdominal pathogen, consisted of 823 patients; the median age was 51 years and 62.8% were male. The majority of patients (64.9%) were from Eastern Europe; 7.5% were from the United States. Less than 1.0% of patients were of Pacific Island or African descent. The most common primary cIAI diagnosis was appendiceal perforation or peri-appendiceal abscess, occurring in 44.7% of patients. Bacteremia at baseline was present in 4.3% of patients.

Clinical cure was defined as complete resolution or significant improvement in signs and symptoms of the index infection at the test-of-cure (TOC) visit which occurred 28 to 35 days after randomization. Table 15 presents the clinical cure in the mMITT population and in the microbiologically evaluable (ME) population, which included all protocol-adherent mMITT patients. AVYCAZ plus metronidazole was non-inferior to meropenem with regard to the primary endpoint (clinical cure rate at the TOC visit in the mMITT population). Clinical cure rates at the TOC visit by pathogen in the mMITT population are presented in Table 16.

Analysis population	AVYCAZ plus metronidazole^a n/N (%)	Meropenem^b n/N (%)	Treatment Difference (95% CI)^c
mMITT	337/413 (81.6)	349/410 (85.1)	-3.5 (-8.6, 1.6)
ME	244/265 (92.1)	272/287 (94.8)	-2.7 (-7.1, 1.5)

^a AVYCAZ 2.5 grams (ceftazidime 2 grams and avibactam 0.5 grams) IV every 8 hours + metronidazole 0.5 grams IV every 8 hours
^b 1 gram IV every 8 hours
^c The 95% confidence interval (CI) was calculated as an unstratified Miettinen and Nurminen method

Of the 823 patients in the mMITT population, 14 (1.7%) had baseline *E. coli* bacteremia; 7/10 (70.0%) of patients in the AVYCAZ arm and 3/4 (75.0%) of patients in the meropenem arm had a clinical cure.

Aerobic Gram-negative group or pathogen	AVYCAZ plus metronidazole^a n/N (%)	Meropenem^b n/N (%)
Enterobacteriaceae	272/334 (81.4)	305/353 (86.4)
<i>Escherichia coli</i>	218/271 (80.4)	248/285 (87.0)
<i>Klebsiella pneumoniae</i>	40/51 (78.4)	37/49 (75.5)
<i>Klebsiella oxytoca</i>	14/18 (77.8)	12/15 (80.0)
<i>Enterobacter cloacae</i>	11/13 (84.6)	16/19 (84.2)

<i>Citrobacter freundii</i> complex	14/18 (77.8)	9/12 (75.0)
<i>Proteus mirabilis</i>	5/8 (62.5)	7/9 (77.8)
<i>Pseudomonas aeruginosa</i>	30/35 (85.7)	34/36 (94.4)
^a AVYCAZ 2.5 grams (ceftazidime 2 grams and avibactam 0.5 grams) IV every 8 hours + metronidazole 0.5 grams IV every 8 hours ^b 1 gram IV every 8 hours		

At baseline, 111 patients in the mMITT population had Gram-negative isolates that were not susceptible to ceftazidime, including 61 patients with *E. coli* and 26 patients with *K. pneumoniae* isolates. Cure rates were 39/47 (83.0%) in patients who received AVYCAZ and 55/64 (85.9%) of patients who received meropenem.

In a subset of Gram-negative pathogens from both arms of the Phase 3 cIAI trial that met phenotypic screening criteria for the presence of a beta-lactamase, genotypic testing identified certain ESBL groups (e.g., TEM-1, SHV-12, CTX-M-15, OXA-48) and AmpC that were expected to be inhibited by avibactam in isolates from 105 (12.8%) of the 823 patients in the mMITT population. Clinical cure rates in this subset were similar to the overall results.

Pediatric Patients

The pediatric cIAI trial was a randomized, single-blind, multi-center, active controlled trial conducted in hospitalized patients aged 3 months to less than 18 years. Patients were randomized in a 3:1 ratio to receive either AVYCAZ [see *Dosage and Administration* (2.2)] plus metronidazole (10 mg/kg IV over 20 to 30 minutes every 8 hours), or meropenem (20 mg/kg IV every 8 hours). Patients received IV treatment for a minimum of 72 hours before an optional switch to oral therapy at the discretion of the investigator to complete a total of 7 to 15 days of antibacterial therapy.

The intent-to treat (ITT) population consisted of 83 patients (AVYCAZ plus metronidazole, n=61, meropenem n=22) who were randomized to receive treatment; 64% were male, and the median age was 11.0 years in the AVYCAZ plus metronidazole group (range 3 to 17 years). The pediatric age groups who received AVYCAZ plus metronidazole were as follows: 12 to <18 years, (n=22), 6 to < 12 years, (n=33), 3 to < 6 years (n=6). No patients less than 2 years of age received AVYCAZ plus metronidazole. Most patients (87%) had a diagnosis of appendiceal perforation or peri-appendiceal abscess. The microbiological intent-to treat (micro-ITT) population, which included all patients who had at least one baseline intra-abdominal pathogen, consisted of 69 patients (AVYCAZ plus metronidazole, n=50; meropenem, n=19). The predominant baseline pathogens were *E. coli* (79.7%) and *P. aeruginosa* (33.3%).

The primary objective of the study was to evaluate the safety and tolerability of AVYCAZ and it was not powered for a statistical analysis of efficacy. At the TOC visit, which occurred 8 to 15 days after the last dose of study drug, a favorable clinical response was defined as the resolution of all acute signs and symptoms of cIAI or improvement to such an extent that no further antimicrobial therapy was required. The clinical cure rates for the trial at TOC are described in Table 17.

Table 17. Clinical Cure Rates at TOC from the Pediatric cIAI Trial

Analysis population	AVYCAZ plus metronidazole^a n/N (%)	Meropenem^b n/N (%)
ITT	56/61 (91.8)	21/22 (95.5)
Micro-ITT	45/50 (90.0)	18/19 (94.7)
^a AVYCAZ doses as per Table 2, Dosage and Administration + metronidazole 10 mg/kg IV every 8 hours ^b 20 mg/kg IV every 8 hours		

Clinical cure rates for the predominant pathogens, *E.coli* and *P.aeruginosa*, were 90.5% and 85.7%, respectively for patients treated with AVYCAZ plus metronidazole, and 92.3% and 88.9%, respectively, for patients treated with meropenem.

14.2 Complicated Urinary Tract Infections, Including Pyelonephritis

Adult Patients

The efficacy of AVYCAZ in patients with cUTI was evaluated in two randomized, actively controlled clinical trials (Trial 1 and Trial 2) as described below.

cUTI Trial 1

A total of 1020 adults hospitalized with cUTI were randomized and received trial medications in a multinational, multi-center, double-blind trial comparing AVYCAZ 2.5 grams (ceftazidime 2 grams and avibactam 0.5 grams) intravenously every 8 hours to doripenem 0.5 grams intravenously every 8 hours for 10 to 14 days of total therapy. A switch to an oral antimicrobial agent was allowed after 5 days of intravenous dosing. Complicated urinary tract infections included acute pyelonephritis and complicated lower urinary tract infections.

The mMITT population, which included all patients who had at least one uropathogen isolated at baseline (greater or equal to 10⁵ CFU/mL), consisted of 810 patients; the median age was 55 years and 69.8% were female. The majority of patients (75.4%) were from Eastern Europe; less than 1% of patients were from the United States. The majority of patients were White (83%) or Asian (7.8%); other racial subgroups were each represented at less than 1%. The most common diagnosis was acute pyelonephritis, occurring in 72% of patients. Bacteremia was present at baseline in 8.8% of patients.

Clinical efficacy was determined by comparing the response rate of AVYCAZ to doripenem at both primary endpoints; symptom response rates at Day 5 and combined microbiological cure and symptom response rates at the TOC visit (21 to 25 days after randomization). A symptom response was based on the resolution of patient-reported cUTI symptoms, defined as frequency/urgency/dysuria/suprapubic pain, as well as an improvement in flank pain for individuals with acute pyelonephritis. Microbiological cure was defined as a reduction of all baseline uropathogens to less than 10⁴ CFU/mL in the urine.

AVYCAZ was non-inferior to doripenem with regard to both primary endpoints as presented in Table 18.

Table 18. Clinical and Microbiological Cure Rates from cUTI Trial 1,

mMITT Population			
Study endpoint	AVYCAZ^a n/N (%)	Doripenem^b n/N (%)	Treatment Difference (95% CI)^c
Symptomatic response at Day 5	276/393 (70.2)	276/417 (66.2)	4.0 (-2.4, 10.4)
Combined symptomatic and microbiological response at TOC	280/393 (71.2)	269/417 (64.5)	6.7 (0.3, 13.1)
Microbiological cure at TOC	304/393 (77.4)	296/417 (71.0)	6.4 (0.3, 12.4)
Symptomatic response at TOC	332/393 (84.5)	360/417 (86.3)	-1.9 (-6.8, 3.0)
^a AVYCAZ 2.5 grams (ceftazidime 2 grams and avibactam 0.5 grams) IV every 8 hours ^b 0.5 grams IV every 8 hours ^c The 95% confidence interval (CI) was calculated using the unstratified Miettinen and Nurminen method			

Microbiological cure rates by pathogen are presented in Table 19. Microbiological cure in individuals with bacteremia at baseline was achieved in 31/38 (81.6%) patients in the AVYCAZ arm and 24/33 (72.7%) patients in the doripenem arm at the TOC visit in the mMITT population. The most common pathogen isolated from blood was *Escherichia coli*, for which 31/32 (96.9%) patients in the AVYCAZ arm were microbiological cures, compared with 28/28 (100%) patients in the doripenem arm.

Table 19. Microbiological Cure Rate at TOC by Baseline Pathogen from cUTI Trial 1, mMITT Population

Aerobic Gram-negative group or pathogen	AVYCAZ^a n/N (%)	Doripenem^b n/N (%)
Enterobacteriaceae	299/382 (78.3)	281/398 (70.6)
<i>Escherichia coli</i>	229/292 (78.4)	220/306 (71.9)
<i>Klebsiella pneumoniae</i>	33/44 (75.0)	35/56 (62.5)
<i>Proteus mirabilis</i>	16/17 (94.1)	9/13 (69.2)
<i>Enterobacter cloacae</i>	6/11 (54.5)	9/13 (69.2)
<i>Pseudomonas aeruginosa</i>	12/18 (66.7)	15/20 (75.0)
^a AVYCAZ 2.5 grams (ceftazidime 2 grams and avibactam 0.5 grams) IV every 8 hours ^b 0.5 grams IV every 8 hours		

At baseline, 159 patients in the mMITT population had Gram-negative isolates that were not susceptible to ceftazidime, including 75 patients in the AVYCAZ arm and 84 in the doripenem arm. Microbiological and clinical cure rates at TOC were 47/75 (62.7%) and 67/75 (89.3%), respectively, in patients who received AVYCAZ, compared to 51/84 (60.7%) and 75/84 (89.3%) in patients who received doripenem.

In a subset of Gram-negative pathogens from both arms of the Phase 3 cUTI trial that met phenotypic screening criteria for the presence of a beta-lactamase, genotypic testing identified certain ESBL groups (e.g., TEM-1, SHV-12, CTX-M-15, CTX-M-27, OXA-

48) and AmpC that were expected to be inhibited by avibactam in isolates from 176 (21.7%) of the 810 patients in the mMITT population. Microbiological and clinical cure rates in this subset were similar to the overall trial results.

cUTI Trial 2

In a multinational, multi-center, open-label study of adults hospitalized with ceftazidime non-susceptible (CAZ-NS) Gram-negative infections, 305 patients with cUTI were randomized and received AVYCAZ 2.5 grams (ceftazidime 2 grams and avibactam 0.5 grams) intravenously every 8 hours or the best available intravenous therapy (BAT) for 5 to 21 days of treatment. There was no optional switch to oral therapy. The majority (96.1%) of patients in the BAT arm received monotherapy with a carbapenem antibacterial drug. Complicated urinary tract infections included acute pyelonephritis and complicated lower urinary tract infections.

The mMITT population consisted of 281 cUTI patients with at least one baseline CAZ-NS uropathogen (defined as MIC greater or equal to 8 mg/L for Enterobacteriaceae and greater or equal to 16 mg/L for *P. aeruginosa*). The median age was 65 years and 54.8% were male. The majority of cUTI patients (82.2%) were from Eastern Europe; 2.8% were from the United States. The majority of patients (95%) were White. The most common diagnosis was cUTI without pyelonephritis, occurring in 54.8% of patients. Bacteremia at baseline was present in 3.6% of patients.

Clinical efficacy was based on evaluation of both the clinical cure (defined as resolution or significant improvement of baseline cUTI signs and symptoms) and microbiological cure (all baseline uropathogens were reduced to less than 10⁴ CFU/mL) rates at the follow-up visit (21 to 25 calendar days from randomization) in the mMITT population.

The clinical and microbiological response rates at the follow-up visit in the mMITT population are presented in Table 20. The microbiological response rates at the follow-up visit by baseline CAZ-NS uropathogen in the mMITT population are presented in Table 21.

Table 20. Clinical and Microbiological Response Rates at Day 21 to 25 visit from Trial 2 (cUTI Patients), mMITT Population			
Study Endpoint	AVYCAZ^a n/N (%)	BAT^b n/N (%)	Treatment Difference (95% CI)^c
Combined clinical and microbiological cure	101/144 (70.1)	74/137 (54.0)	16.1 (4.8, 27.1)
Clinical cure	127/144 (88.2)	121/137 (88.3)	-0.1 (-7.9, 7.7)
Microbiological cure	103/144 (71.5)	78/137 (56.9)	14.6 (3.4, 25.5)

^a AVYCAZ 2.5 grams (ceftazidime 2 grams and avibactam 0.5 grams) IV every 8 hours

^b Best available therapy (BAT) options were meropenem, imipenem, doripenem, and colistin; the majority of patients received carbapenem monotherapy

^c The 95% confidence interval (CI) was calculated using the unstratified Miettinen and Nurminen method

Table 21. Microbiological Response Rates by Baseline CAZ-NS

Pathogen at the Day 21 to 25 visit from Trial 2 (cUTI Patients), mMITT Population		
Aerobic Gram-negative pathogen	AVYCAZ^a n/N (%)	BAT^b n/N (%)
Enterobacteriaceae		
<i>Escherichia coli</i>	45/59 (76.3)	33/57 (57.9)
<i>Klebsiella pneumoniae</i>	42/55 (76.4)	39/65 (60.0)
<i>Pseudomonas aeruginosa</i>	8/14 (57.1)	3/5 (60.0)
^a AVYCAZ 2.5 grams (ceftazidime 2 grams and avibactam 0.5 grams) IV every 8 hours ^b Best available therapy (BAT) options were meropenem, imipenem, doripenem, and colistin; the majority of patients received carbapenem monotherapy		

Among Gram-negative uropathogens from both arms of Trial 2, genotypic testing identified certain ESBL groups (e.g., TEM-1, SHV-12, CTX-M-15, CTX-M-27, KPC-2, KPC-3, OXA-48) and AmpC beta-lactamases expected to be inhibited by avibactam in isolates from 273/281 (97.2%) patients in the mMITT population. Clinical and microbiological cure rates in this subset were similar to the overall results.

Pediatric Patients

The cUTI pediatric trial was a randomized, single-blind, multi-center, active-controlled study conducted in hospitalized patients aged 3 months to less than 18 years. Patients were randomized in a 3:1 ratio to receive either AVYCAZ [see *Dosage and Administration* (2.2)] or cefepime (dosed per local standard of care, and not to exceed 2000 mg per infusion). Patients received IV treatment for a minimum of 72 hours before an optional switch to oral therapy at the discretion of the investigator to complete a total of 7 to 14 days of antibacterial therapy.

A study population of 95 patients with cUTI received study medication (AVYCAZ, n=67, cefepime n=28); 81% were female, and the median age was 4.2 years in the AVYCAZ group (range 3.5 months to 18 years). The pediatric age groups who received AVYCAZ were as follows: 12 to <18 years, (n=13), 6 to < 12 years, (n=17), 2 to < 6 years (n=11), 1 to < 2 years (n=12), and 3 months to < 1 year of age (n=14). Most patients had a diagnosis of acute pyelonephritis (83%). The micro-ITT population consisted of 77 patients with at least one Gram-negative uropathogen at baseline (greater or equal to 10⁵ CFU/mL). The predominant baseline pathogen was *E. coli* (92.2%).

The primary objective of the study was to evaluate the safety and tolerability of AVYCAZ and it was not powered for a statistical analysis of efficacy. At the TOC visit, which occurred 8 to 15 days after the last dose of study drug, a favorable clinical response was defined as a resolution of all acute signs and symptoms of cUTI or improvement to such an extent that no further antimicrobial therapy was required. A favorable microbiological response at the TOC was defined as eradication of baseline uropathogen(s) from the urine culture.

A summary of clinical, microbiological and combined response at TOC by treatment group for the micro-ITT population is provided in Table 22.

Table 22. Clinical and Microbiological Response Rates from the Pediatric

cUTI Trial, micro-ITT Population		
Study Endpoint	AVYCAZ^a n/N (%)	Cefepime^b n/N (%)
Combined clinical and microbiological cure	39/54 (72.2)	14/23 (60.9)
Clinical cure	48/54 (88.9)	19/23 (82.6)
Microbiological cure	43/54 (79.6)	14/23 (60.9)
^a	AVYCAZ doses as per Table 2, [see <i>Dosage and Administration (2.2)</i>]	
^b	Dosed per local standard of care, and did not exceed 2000 mg	

The microbiologic response rate for *E.coli*, the most common uropathogen identified in the study, was 79.6% for patients treated with AVYCAZ and 59.1% for patients treated with cefepime.

14.3 Hospital-acquired Bacterial Pneumonia and Ventilator-associated Bacterial Pneumonia

A total of 870 hospitalized adults with HABP/VABP were randomized and received trial medications in a multinational, multi-center, double-blind trial comparing AVYCAZ 2.5 grams (ceftazidime 2 grams and avibactam 0.5 grams) intravenously every 8 hours to meropenem 1 gram intravenously every 8 hours for 7 to 14 days of therapy. Study medication dosages were adjusted per renal function. The protocol allowed for administration of prior and concomitant systemic antibacterial therapy.

Clinical efficacy was evaluated in the intent-to treat (ITT) population, which included all randomized patients who received study drug. The median age was 66 years and 74.1% were male. The median APACHE II score was 14. The majority of patients were from China (33.1%) and Eastern Europe (25.5%). There were no patients enrolled within the United States. Less than 1.0% of patients were of Pacific Island or African descent. Overall, 379 (43.6%) patients were ventilated at enrollment, including 290 (33.3%) patients with VABP and 89 (10.2%) with ventilated HABP. Bacteremia at baseline was present in 4.8% of patients.

In the AVYCAZ and meropenem treatment groups up to 26% of patients received more than 24 hours of potentially effective systemic Gram-negative antibacterial therapy in the 3 days prior to randomization. Patients with infections only due to Gram-positive organisms were excluded from the trial, when this could be determined before enrollment. Following randomization, patients in both treatment groups could receive empiric open-label linezolid or vancomycin to cover for Gram-positive pathogens while awaiting culture results. Treatment with Gram-positive coverage continued in patients with Gram-positive pathogens.

Adjunctive Gram-negative antibacterial therapy with amikacin or another aminoglycoside was permitted if resistance to meropenem was suspected. Systemic Gram-negative antibacterial therapy was administered to 87% and 86% of patients in the AVYCAZ and meropenem treatment groups, respectively, at any point up to the end of therapy. In either treatment group, up to 36% of patients received more than 72 hours of potentially effective concomitant therapy.

Table 23 presents the 28-day all-cause mortality rates (28 to 32 days after randomization). Results are presented for the ITT population and for the microbiological

intent-to-treat (micro-ITT) population, which included all patients with positive culture results indicating the presence of at least one Gram-negative pathogen. Clinical cure at the TOC visit (21-25 days from randomization) is also presented. Clinical cure was defined as resolution or significant improvement in signs and symptoms associated with pneumonia and cessation of antibacterial treatment for HABP/VABP. AVYCAZ was non-inferior to meropenem with regard to the primary endpoint (28-day all-cause mortality in the ITT population). The control group mortality rates were lower than that observed in other HABP/VABP trials which may impact generalizability of results. However, review of patient characteristics reflecting disease severity indicates the study enrolled a representative HABP/VABP population.

Table 23. 28-Day All-cause Mortality and Clinical Cure Rates from the Phase 3 HABP/VABP Trial, ITT and micro-ITT Populations

Study Endpoint (Population)	AVYCAZ^a n/N (%)	Meropenem^b n/N (%)	Treatment Difference (95% CI)^c
28-Day all-cause mortality (ITT)	42/436 (9.6)	36/434 (8.3)	1.5 (- 2.4, 5.3) ^c
micro-ITT	22/187 (11.8)	19/195 (9.7)	2.1 (- 4.1, 8.4) ^c
Clinical cure (ITT)	293/436 (67.2)	300/434 (69.1)	- 1.9 (- 8.1, 4.3) ^{d, e}

^a AVYCAZ 2.5 grams (ceftazidime 2 grams and avibactam 0.5 grams) IV every 8 hours

^b 1 gram IV every 8 hours

^c The 95% confidence interval (CI) was calculated based on Greenwood's variance estimates.

^d A quantitative estimate of treatment effect has not been established for the clinical cure endpoint.

^e The 95% confidence interval (CI) was calculated using an unstratified Miettinen and Nurminen method.

The administration of prior or concomitant Gram-negative antibacterial therapy can confound the assessment of trial results. However, a subgroup analysis of 28-day all-cause mortality in subjects who received 24 hours or less of potentially effective antibacterial therapy prior to randomization and 72 hours or less of concomitant potentially effective antibacterial therapy following randomization produced results similar to the overall ITT population, AVYCAZ mortality 10.0% (20/200), meropenem 6.2% (12/195) [difference 3.8%; 95% CI: -1.6 % to 9.5%]. In the subset of patients who received more than 24 hours of potentially effective antibacterial therapy prior to randomization or more than 72 hours of concomitant potentially effective antibacterial therapy following randomization, results were similar to the overall ITT population (AVYCAZ 9.7% (25/258), meropenem 10.5% (28/266) [difference -0.08%; 95% CI: (-6.1% to 4.4%)]).

All-cause mortality rates by pathogen are presented in Table 24. Of the 382 patients in the micro-ITT population, 36 patients were bacteremic at baseline; 20/21 (95.2%) in the AVYCAZ arm and 13/15 (86.7%) in the meropenem arm survived through the day-28 follow-up visit; 13/21 (61.9%) patients in the AVYCAZ arm and 9/15 (60%) of patients in

the meropenem arm had a clinical cure at the TOC visit.

The 28-day all-cause mortality rates by pathogen in the micro-ITT population are presented in Table 24. The clinical cure rates at TOC by pathogen in the micro-ITT population are presented in Table 25.

Table 24. 28-Day All-cause Mortality by Baseline Pathogen from the Phase 3 HABP/VABP Trial, micro-ITT Population		
Aerobic Gram-negative group or pathogen	AVYCAZ^a n/N (%)	Meropenem^b n/N (%)
Enterobacteriaceae		
<i>Klebsiella pneumoniae</i>	11/65 (16.9)	9/75 (12.0)
<i>Enterobacter cloacae</i>	0/29 (0)	4/23 (17.4)
<i>Escherichia coli</i>	4/22 (18.2)	3/23 (13.0)
<i>Serratia marcescens</i>	0/15 (0)	0/13 (0)
<i>Proteus mirabilis</i>	1/14 (7.1)	1/12 (8.3)
<i>Haemophilus influenzae</i>	1/16 (6.3)	2/25 (8.0)
<i>Pseudomonas aeruginosa</i>	9/64 (14.1)	4/51 (7.8)
^a AVYCAZ 2.5 grams (ceftazidime 2 grams and avibactam 0.5 grams) IV every 8 hours ^b 1 gram IV every 8 hours		

Table 25. Clinical Cure Rates at TOC by Baseline Pathogen from the Phase 3 HABP/VABP Trial, micro-ITT Population		
Aerobic Gram-negative group or pathogen	AVYCAZ^a n/N (%)	Meropenem^b n/N (%)
Enterobacteriaceae	92/133 (69.2)	108/147 (73.5)
<i>Klebsiella pneumoniae</i>	44/65 (67.7)	56/75 (74.7)
<i>Enterobacter cloacae</i>	25/29 (86.2)	13/23 (56.5)
<i>Escherichia coli</i>	12/22 (54.5)	17/23 (73.9)
<i>Serratia marcescens</i>	11/15 (73.3)	12/13 (92.3)
<i>Proteus mirabilis</i>	12/14 (85.7)	9/12 (75.0)
<i>Haemophilus influenzae</i>	13/16 (81.3)	20/25 (80.0)
<i>Pseudomonas aeruginosa</i>	38/64 (59.4)	37/51 (72.5)
^a AVYCAZ 2.5 grams (ceftazidime 2 grams and avibactam 0.5 grams) IV every 8 hours ^b 1 gram IV every 8 hours		

At baseline, 108/382 (28.3%) of patients in the micro-ITT population had Gram-negative isolates that were not susceptible to ceftazidime, including 53 patients with *K. pneumoniae* and 28 patients with *P. aeruginosa* isolates. The 28-day all-cause mortality in patients with ceftazidime non-susceptible Gram-negative isolates was 8.2% (4/49) in the AVYCAZ arm and 8.5% (5/59) in the meropenem arm. Clinical cure rates at TOC were 37/49 (75.5%) in patients who received AVYCAZ and 42/59 (71.2%) in patients who received meropenem.

16 HOW SUPPLIED/STORAGE AND HANDLING

AVYCAZ 2.5 grams (ceftazidime and avibactam) for injection is supplied as a white to yellow sterile powder for constitution in single-dose, clear glass vial containing: ceftazidime 2 grams and avibactam 0.5 grams. Vials are supplied as individual vial (NDC# 0456-2700-01) and in cartons containing 10 vials (NDC# 0456-2700-10).

AVYCAZ vials should be stored at 25°C (77°F); excursions permitted between 15°C and 30°C (59°F and 86°F) [See USP Controlled Room Temperature]. Protect from light. Store in carton until time of use.

Storage conditions for constituted and diluted solutions of AVYCAZ for injection are described in another section of labeling [see *Dosage and Administration (2.4, 2.6)*].

17 PATIENT COUNSELING INFORMATION

Serious Allergic Reactions

Advise patients, their families, or caregivers that allergic reactions, including serious allergic reactions, could occur that require immediate treatment. Ask them about any previous hypersensitivity reactions to AVYCAZ, other beta-lactams (including cephalosporins), or other allergens [see *Warnings and Precautions (5.2)*].

Potentially Serious Diarrhea

Advise patients, their families, or caregivers that diarrhea is a common problem caused by antibacterial drugs. Sometimes, frequent watery or bloody diarrhea may occur and may be a sign of a more serious intestinal infection. If severe watery or bloody diarrhea develops, tell them to contact his or her healthcare provider [see *Warnings and Precautions (5.3)*].

Nervous System Reactions

Advise patients, their families, or caregivers that neurological adverse reactions can occur with AVYCAZ use. Instruct patients their families, or caregivers to inform a healthcare provider at once of any neurological signs and symptoms, including encephalopathy (disturbance of consciousness including confusion, hallucinations, stupor, and coma), myoclonus, and seizures, for immediate treatment, dosage adjustment, or discontinuation of AVYCAZ [see *Warnings and Precautions (5.4)*].

Antibacterial Resistance

Patients should be counseled that antibacterial drugs including AVYCAZ should only be used to treat bacterial infections. They do not treat viral infections (e.g., the common cold). When AVYCAZ is prescribed to treat a bacterial infection, patients should be told that although it is common to feel better early in the course of therapy, the medication should be taken exactly as directed. Skipping doses or not completing the full course of therapy may (1) decrease the effectiveness of the immediate treatment and (2) increase the likelihood that bacteria will develop resistance and will not be treatable by AVYCAZ or other antibacterial drugs in the future [see *Warnings and Precautions (5.5)*].

Distributed by:

AbbVie, Inc.

North Chicago, IL 60064, USA

Manufactured by:
ACS Dobfar SpA
Via Alessandro Fleming, 2
Verona 37135, Italy

AVYCAZ[®] and its designs are trademarks of Allergan Sales, LLC, an AbbVie company.

© 2025 AbbVie. All rights reserved.


V4.0USPI2700

PRINCIPAL DISPLAY PANEL

NDC 0456-2700-10

Rx only

Avycaz[®]



AVYCAZ

ceftazidime, avibactam powder, for solution

Product Information

Product Type	HUMAN PRESCRIPTION DRUG	Item Code (Source)	NDC:0456-2700
Route of Administration	INTRAVENOUS		

Active Ingredient/Active Moiety

Ingredient Name	Basis of Strength	Strength
CEFTAZIDIME (UNII: 9M416Z9QNR) (CEFTAZIDIME ANHYDROUS - UNII:DZR1ENT301)	CEFTAZIDIME ANHYDROUS	2 g
AVIBACTAM SODIUM (UNII: 9V824P8TAI) (AVIBACTAM - UNII:7352665165)	AVIBACTAM	0.5 g

Inactive Ingredients

Ingredient Name	Strength
SODIUM CARBONATE (UNII: 45P3261C7T)	146 mg

Packaging

#	Item Code	Package Description	Marketing Start Date	Marketing End Date
1	NDC:0456-2700-10	10 in 1 CARTON	12/26/2014	
1	NDC:0456-2700-01	1 in 1 VIAL, SINGLE-DOSE; Type 0: Not a Combination Product		

Marketing Information

Marketing Category	Application Number or Monograph Citation	Marketing Start Date	Marketing End Date
NDA	NDA206494	12/26/2014	

Labeler - Allergan, Inc. (144796497)

Revised: 4/2025

Allergan, Inc.