

IPRATROPIUM BROMIDE- ipratropium bromide solution

Nephron Pharmaceuticals Corporation

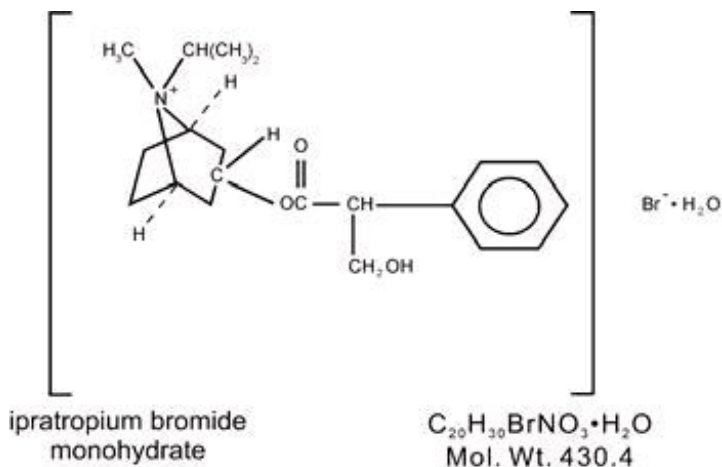
Ipratropium Bromide Inhalation Solution, USP 0.02%

FOR ORAL INHALATION ONLY - NOT FOR INJECTION

Rx Only

DESCRIPTION

The active ingredient in ipratropium bromide inhalation solution is ipratropium bromide monohydrate. It is an anticholinergic bronchodilator chemically described as 8-Azoniabicyclo [3.2.1]-octane,-3-(3-hydroxy-1-oxo-2-phenylpropoxy)-8-methyl-8-(1-methylethyl)-, bromide, monohydrate (*endo, syn*)-, (\pm)-; a synthetic quaternary ammonium compound, chemically related to atropine.



Ipratropium bromide is a white crystalline substance, freely soluble in water and lower alcohols. It is a quaternary ammonium compound and thus exists in an ionized state in aqueous solutions. It is relatively insoluble in non-polar media.

Ipratropium bromide inhalation solution USP is administered by oral inhalation with the aid of a nebulizer. Each mL contains ipratropium bromide USP 0.02% (anhydrous basis) in a sterile, preservative-free, isotonic saline solution, pH-adjusted to 3.4 (3 to 4) with hydrochloric acid.

CLINICAL PHARMACOLOGY

Ipratropium bromide is an anticholinergic (parasympatholytic) agent that, based on animal studies, appears to inhibit vagally-mediated reflexes by antagonizing the action of acetylcholine, the transmitter agent released from the vagus nerve. Anticholinergics prevent the increases in intracellular concentration of cyclic guanosine monophosphate (cyclic GMP) that are caused by interaction of acetylcholine with the muscarinic receptor on bronchial smooth muscle.

The bronchodilation following inhalation of ipratropium bromide inhalation solution is primarily a local, site-specific effect, not a systemic one. Much of an administered dose is

swallowed but not absorbed, as shown by fecal excretion studies. Following nebulization of a 2 mg dose, a mean 7% of the dose was absorbed into the systemic circulation either from the surface of the lung or from the gastrointestinal tract. The half-life of elimination is about 1.6 hours after intravenous administration. Ipratropium bromide is minimally (0 to 9% in vitro) bound to plasma albumin and α_1 -acid glycoproteins. It is partially metabolized. Autoradiographic studies in rats have shown that ipratropium bromide does not penetrate the blood-brain barrier. Ipratropium bromide inhalation solution has not been studied in patients with hepatic or renal insufficiency. It should be used with caution in those patient populations.

In controlled twelve-week studies in patients with bronchospasm associated with chronic obstructive pulmonary disease (chronic bronchitis and emphysema) significant improvements in pulmonary function (FEV₁ increases of 15% or more) occurred within 15 to 30 minutes, reached a peak in 1-2 hours, and persisted for periods of 4-5 hours in the majority of patients, with about 25-38% of the patients demonstrating increases of 15% or more for at least 7-8 hours. Continued effectiveness of ipratropium bromide was demonstrated throughout the 12-week period. In addition, significant increases in forced vital capacity (FVC) have been demonstrated. However, ipratropium bromide did not consistently produce significant improvement in subjective symptom scores nor in quality of life scores over the 12-week duration of study. Additional controlled 12-week studies were conducted to evaluate the safety and effectiveness of ipratropium bromide inhalation solution administered concomitantly with the beta adrenergic bronchodilator solutions metaproterenol and albuterol compared with the administration of each of the beta agonists alone. Combined therapy produced significant additional improvement in FEV₁ and FVC. On combined therapy, the median duration of 15% improvement in FEV₁ was 5-7 hours, compared with 3-4 hours in patients receiving a beta agonist alone.

INDICATIONS AND USAGE

Ipratropium bromide inhalation solution administered either alone or with other bronchodilators, especially beta adrenergics, is indicated as a bronchodilator for maintenance treatment of bronchospasm associated with chronic obstructive pulmonary disease, including chronic bronchitis and emphysema.

CONTRAINDICATIONS

Ipratropium bromide is contraindicated in known or suspected cases of hypersensitivity to ipratropium bromide, or to atropine and its derivatives.

WARNINGS

The use of ipratropium bromide inhalation solution as a single agent for the relief of bronchospasm in acute COPD exacerbation has not been adequately studied. Drugs with faster onset of action may be preferable as initial therapy in this situation. Combination of ipratropium bromide inhalation solution and beta agonists has not been shown to be more effective than either drug alone in reversing the bronchospasm associated with acute COPD exacerbation.

Immediate hypersensitivity reactions may occur after administration of ipratropium bromide, as demonstrated by rare cases of urticaria, angioedema, rash, bronchospasm

and oropharyngeal edema.

PRECAUTIONS

General

Ipratropium bromide should be used with caution in patients with narrow angle glaucoma, prostatic hypertrophy or bladder neck obstruction.

Information for Patients

Patients should be advised that mydriasis, temporary blurring of vision, precipitation or worsening of narrow-angle glaucoma or eye pain may result if the solution comes into direct contact with the eyes. Use of a nebulizer with a mouthpiece rather than a face mask may be preferable, to reduce the likelihood of the nebulizer solution reaching the eyes. Patients should be advised that ipratropium bromide inhalation solution can be mixed in the nebulizer with albuterol or metaproterenol if used within one hour. Drug stability and safety of ipratropium bromide inhalation solution when mixed with other drugs in a nebulizer have not been established. Patients should be reminded that ipratropium bromide inhalation solution should be used consistently as prescribed throughout the course of therapy.

Drug Interactions

Ipratropium bromide has been shown to be a safe and effective bronchodilator when used in conjunction with beta adrenergic bronchodilators. Ipratropium bromide has also been used with other pulmonary medications, including methylxanthines and corticosteroids, without adverse drug interactions.

Carcinogenesis, Mutagenesis, Impairment of Fertility

Two-year oral carcinogenicity studies in rats and mice have revealed no carcinogenic potential at dietary doses up to 6 mg/kg/day of ipratropium bromide.

Results of various mutagenicity studies (Ames test, mouse dominant lethal test, mouse micronucleus test and chromosome aberration of bone marrow in Chinese hamsters) were negative.

Fertility of male or female rats at oral doses up to 50 mg/kg/day was unaffected by ipratropium bromide inhalation solution administration. At doses above 90 mg/kg, increased resorption and decreased conception rates were observed.

Pregnancy

Teratogenic Effects

Pregnancy Category B

Oral reproduction studies performed in mice, rats and rabbits at doses of 10, 100 and 125 mg/kg respectively, and inhalation reproduction studies in rats and rabbits at doses of 1.5 and 1.8 mg/kg (or approximately 38 and 45 times the recommended human daily dose) respectively, have demonstrated no evidence of teratogenic effects as a result of

ipratropium bromide inhalation solution. However, no adequate or well-controlled studies have been conducted in pregnant women. Because animal reproduction studies are not always predictive of human response, ipratropium bromide inhalation solution should be used during pregnancy only if clearly needed.

Nursing Mothers

It is not known whether ipratropium bromide is excreted in human milk. Although lipid-insoluble quaternary bases pass into breast milk, it is unlikely that ipratropium bromide would reach the infant to a significant extent, especially when taken by inhalation since ipratropium bromide inhalation solution is not well absorbed systemically after inhalation or oral administration. However, because many drugs are excreted in human milk, caution should be exercised when ipratropium bromide inhalation solution is administered to a nursing woman.

Pediatric Use

Safety and effectiveness in the pediatric population below the age of 12 have not been established.

ADVERSE REACTIONS

Adverse reaction information concerning ipratropium bromide inhalation solution is derived from 12-week active-controlled clinical trials. Additional information is derived from foreign post-marketing experience and the published literature.

All adverse events, regardless of drug relationship, reported by three percent or more patients in the 12-week controlled clinical trials appear in the table below.

Additional adverse reactions reported in less than three percent of the patients treated with ipratropium bromide include tachycardia, palpitations, eye pain, urinary retention, urinary tract infection and urticaria. Cases of precipitation or worsening of narrow-angle glaucoma and acute eye pain have been reported.

Lower respiratory adverse reactions (bronchitis, dyspnea and bronchospasm) were the most common events leading to discontinuation of ipratropium bromide therapy in the 12-week trials. Headache, mouth dryness and aggravation of COPD symptoms are more common when the total daily dose of ipratropium bromide equals or exceeds 2,000 mcg.

Allergic-type reactions such as skin rash, angioedema of tongue, lips and face, urticaria, laryngospasm and anaphylactic reaction have been reported. Many of the patients had a history of allergies to other drugs and/or foods.

All Adverse Events, from a Double-blind, Parallel, 12-week Study of Patients with COPD*

PERCENT OF PATIENTS

Ipratropium Bromide (500 mcg t.i.d)	Metaproterenol (15 mg t.i.d) n=212	Ipratropium Bromide/ Metaproterenol (500 mcg	Albuterol (2.5 mg t.i.d) n=205	Ipratropium Bromide/ Albuterol (500 mcg
--	--	--	--------------------------------------	---

	n=219		t.i.d/15 mg t.i.d) n=108		t.i.d/ 2.5 mg t.i.d) n=100
<u>Body as a Whole-General Disorders</u>					
Headache	6.4	5.2	6.5	6.3	9.0
Pain	4.1	3.3	0.9	2.9	5.0
Influenza-like symptoms	3.7	4.7	6.5	0.5	1.0
Back Pain	3.2	1.9	1.9	2.4	0.0
Chest Pain	3.2	4.2	5.6	2.0	1.0
<u>Cardiovascular Disorders</u>					
Hypertension/ hypertension Aggravated	0.9	1.9	0.9	1.5	4.0
<u>Central & Peripheral Nervous System</u>					
Dizziness	2.3	3.3	1.9	3.9	4.0
Insomnia	0.9	0.5	4.6	1.0	1.0
Tremor	0.9	7.1	8.3	1.0	0.0
Nervousness	0.5	4.7	6.5	1.0	1.0
<u>Gastrointestinal System Disorders</u>					
Mouth Dryness	3.2	0.0	1.9	2.0	3.0
Nausea	4.1	3.8	1.9	2.9	2.0
Constipation	0.9	0.0	3.7	1.0	1.0
<u>Musculo-skeletal System Disorders</u>					
Arthritis	0.9	1.4	0.9	0.5	3.0
<u>Respiratory System Disorders (Lower)</u>					
Coughing	4.6	8.0	6.5	5.4	6.0
Dyspnea	9.6	13.2	16.7	12.7	9.0
Bronchitis	14.6	24.5	15.7	16.6	20.0
Bronchospasm	2.3	2.8	4.6	5.4	5.0
Sputum Increased	1.4	1.4	4.6	3.4	0.0
Respiratory Disorder	0.0	6.1	6.5	2.0	4.0
<u>Respiratory System Disorders (Upper)</u>					
Upper Respiratory Tract Infection	13.2	11.3	9.3	12.2	16.0
Pharyngitis	3.7	4.2	5.6	2.9	4.0
Rhinitis	2.3	4.2	1.9	2.4	0.0
Sinusitis	2.3	2.8	0.9	5.4	4.0

*All adverse events, regardless of drug relationship, reported by three percent or more patients in the 12-week controlled clinical trial.

OVERDOSAGE

Acute systemic overdose by inhalation is unlikely since ipratropium bromide is not well absorbed after inhalation at up to four-fold the recommended dose, or after oral administration at up to forty-fold the recommended dose. The oral LD₅₀ of ipratropium

bromide ranged between 1001 and 2010 mg/kg in mice; between 1667 and 4000 mg/kg in rats; and between 400 and 1300 mg/kg in dogs.

DOSAGE AND ADMINISTRATION

The usual dosage of ipratropium bromide inhalation solution is 500 mcg (1 Unit-Dose Vial) administered three to four times a day by oral nebulization, with doses 6 to 8 hours apart. Ipratropium bromide inhalation solution Unit-Dose Vials contain 500 mcg ipratropium bromide anhydrous in 2.5 mL normal saline. Ipratropium bromide inhalation solution can be mixed in the nebulizer with albuterol or metaproterenol if used within one hour. Drug stability and safety of ipratropium bromide inhalation solution when mixed with other drugs in a nebulizer have not been established.

HOW SUPPLIED

Ipratropium bromide inhalation solution USP is a clear, colorless solution containing 2.5 mL, packaged in cartons as listed below:

NDC 0487-9801-25, 25 vials per carton / 5 vials per foil pouch

NDC 0487-9801-30, 30 vials per carton / 5 vials per foil pouch

NDC 0487-9801-60, 60 vials per carton / 5 vials per foil pouch

NDC 0487-9801-01, 30 vials per carton / 1 vial per foil pouch

Each vial is made from a low density polyethylene (LDPE) resin.

Storage and Handling

Store between 15° C and 30° C (59° F and 86° F). Protect from light. Store in pouch until time of use.

ATTENTION PHARMACIST: Detach "Patient's Information for Use" from Package Insert and dispense with solution.

Manufactured By:

Nephron Pharmaceuticals Corporation

West Columbia, SC 29172

**For Customer Service,
Call 1-800-443-4313**

Patient Package Insert

Patient's Instructions for Use Ipratropium Bromide Inhalation Solution, USP 0.02%

Read complete instructions carefully before using.

1. Twist open the top of one unit dose vial and squeeze the contents into the nebulizer reservoir (Figure 1)



Figure 1

2. Connect the nebulizer reservoir to the mouthpiece or face mask (Figure 2)

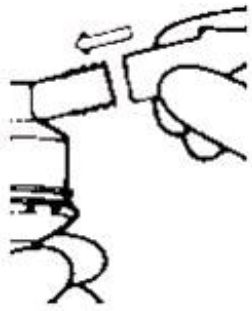


Figure 2

3. Connect the nebulizer to the compressor.

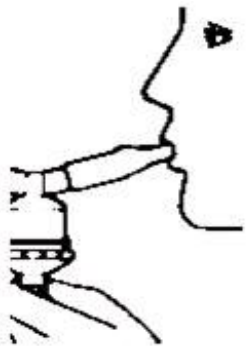


Figure 3

4. Sit in a comfortable, upright position; place the mouthpiece in your mouth (Figure 3) or put on the face mask and turn on the compressor. If a face mask is used, care should be taken to avoid leakage around the mask as temporary blurring of vision, pupil enlargement, precipitation or worsening of narrow angle glaucoma, or eye pain may occur if the solution comes into direct contact with the eyes.

5. Breathe as calmly, deeply and evenly as possible until no more mist is formed in the nebulizer chamber (about 5 to 15 minutes). At this point, the treatment is finished.

6. Clean the nebulizer (see manufacturer's instructions).

Note: Use only as directed by your physician. More frequent administration

or higher doses are not recommended. Ipratropium bromide inhalation solution can be mixed in the nebulizer with albuterol or metaproterenol if used within one hour but not with other drugs. Drug stability and safety of ipratropium bromide inhalation solution when mixed with other drugs in a nebulizer have not been established.

Store between 15° C and 30° C (59° F and 86° F). Protect from light. Store in pouch until time of use.

PACKAGE LABEL.PRINCIPAL DISPLAY PANEL

Principal Display Panel - Pouch Label (5 Vial Card)

NDC 0487-9801-25, NDC 0487-9801-30 and NDC 0487-9801-60

**Ipratropium Bromide
Inhalation Solution, USP 0.02%
0.5 mg/2.5 mL**

**FOR ORAL INHALATION ONLY
NOT FOR INJECTION**

Each low density polyethylene vial contains:

2.5 mL ipratropium bromide USP 0.02% (anhydrous basis) in a sterile, preservative-free, isotonic saline solution, pH adjusted to 3.4 (3 to 4) with hydrochloric acid.

USUAL DOSAGE: See accompanying prescribing information.

STORAGE CONDITIONS: Store between 15°C and 30°C (59°F and 86°F). Protect from light. Store unused unit-dose vials in the foil pouch.

ATTENTION PHARMACIST: Detach "Patient's Instructions For Use" from package insert and dispense with solution.

R_x Only

STERILE

5 x 2.5 mL Unit-Dose Vials



LOT/EXP:

Manufactured By:
 **nephron**
pharmaceuticals corporation

West Columbia, SC 29172
For Customer Service,
Call 1-800-443-4313
IC 282
Rev. 03-27-25

Principal Display Panel - Carton (25 Count)

NDC 0487-9801-25



Principal Display Panel - Carton (30 Count)

NDC 0487-9801-30



Principal Display Panel - Pouch Label (individually wrapped vials)

NDC 0487-9801-01

**Patient's
Instructions
For Use**

Read complete instructions carefully before using.

1. Twist open the top of one unit-dose vial and squeeze the contents into the nebulizer reservoir.
2. Connect the nebulizer reservoir to the mouthpiece or face mask.
3. Connect the nebulizer to the compressor.
4. Sit in a comfortable, upright position; place the mouthpiece in your mouth or put on the face mask; and turn on the compressor.
5. **Breathe as calmly, deeply, and evenly** as possible until no more mist is formed in the nebulizer chamber (about 5 to 15 minutes). At this point, the treatment is finished.
6. Clean the nebulizer (see manufacturer's instructions).

NDC 0487-9801-01

**Ipratropium Bromide
Inhalation Solution,
USP 0.02%
0.5 mg/2.5 mL**

**FOR ORAL INHALATION ONLY
NOT FOR INJECTION**

Each low density polyethylene vial contains: 2.5 mL ipratropium bromide USP 0.02% (anhydrous basis) in a sterile, preservative-free, isotonic saline solution, pH adjusted to 3.4 (3 to 4) with hydrochloric acid.

USUAL DOSAGE: See accompanying prescribing information.

STORAGE CONDITIONS: Store between 15°C and 30°C (59°F and 86°F). Protect from light. Store unused unit-dose vials in the foil pouch.

ATTENTION PHARMACIST: Detach "Patient's Instructions For Use" from package insert and dispense with solution.

R_x Only

STERILE

2.5 mL Unit-Dose Vial



LOT/EXP:

Manufactured By:
 **nephron**
pharmaceuticals corporation
West Columbia, SC 29172
For Customer Service,
Call 1-800-443-4313
IC 403
Rev 03-27-25

Principal Display Panel - Carton (30 individually wrapped vials)

NDC 0487-9801-01

IPRATROPIUM BROMIDE

ipratropium bromide solution

Product Information

Product Type	HUMAN PRESCRIPTION DRUG	Item Code (Source)	NDC:0487-9801
Route of Administration	RESPIRATORY (INHALATION)		

Active Ingredient/Active Moiety

Panel B

NDC 0487-9801-01

Ipratropium Bromide Inhalation Solution, USP 0.02%

0.5 mg/2.5 mL

**FOR ORAL INHALATION ONLY
NOT FOR INJECTION**

Rx Only
30 x 2.5 mL Sterile Unit-Dose Vials, each in a foil pouch.

NO INK OR AQ

Panel D

All Adverse Events, from a Double-blind, Parallel, 12-week Study of Patients with COPD.

	Ipratropium Bromide (5 mg/1.6 mL) (n=227)		Macrolonemil (5 mg/1.6 mL) (n=227)	
	Observed	%	Observed	%
Body as a Whole System Disorders				
Headache	4	1.8	3	1.3
Pain	4	1.8	3	1.3
Injection site symptoms	2	0.9	1	0.4
Back pain	1	0.4	1	0.4
Chest pain	2	0.9	1	0.4
Cardiorespiratory System Disorders				
Upper respiratory tract infection	1	0.4	1	0.4
Digestive System Disorders				
Constipation	1	0.4	1	0.4
Genitourinary System Disorders				
Nausea	1	0.4	1	0.4
Metabolism and Nutrition Disorders				
Decreased appetite	1	0.4	1	0.4
Musculoskeletal System Disorders				
Arthralgia	4	1.8	3	1.3
Myalgia	4	1.8	3	1.3
Dizziness	1	0.4	1	0.4
Vertigo	1	0.4	1	0.4
Blurred vision	1	0.4	1	0.4
Sudden increased tearing	1	0.4	1	0.4
Eye redness	1	0.4	1	0.4
Respiratory System Disorders				
Upper respiratory tract infection	1	0.4	1	0.4
Pharyngitis	3	1.3	2	0.9
Rhinitis	2	0.9	2	0.9
Sinusitis	2	0.9	1	0.4

Panel C

NDC 0487-9801-01

Ipratropium Bromide Inhalation Solution, USP 0.02%

0.5 mg/2.5 mL

**FOR ORAL INHALATION ONLY
NOT FOR INJECTION**

Rx Only
30 x 2.5 mL Sterile Unit-Dose Vials, each in a foil pouch.

NO INK OR AQ

Panel B

NDC 0487-9801-01

Ipratropium Bromide Inhalation Solution, USP 0.02%

0.5 mg/2.5 mL

**FOR ORAL INHALATION ONLY
NOT FOR INJECTION**

Each 2.5 mL unit-dose vial contains: Ipratropium bromide USP 0.02% (anhydrous basis) in a sterile, preservative-free, isotonic saline solution, pH adjusted to 5.4 (3 to 4) with hydrochloric acid.

NO INK OR AQ

Panel D

All Adverse Events, from a Double-blind, Parallel, 12-week Study of Patients with COPD.

	Ipratropium Bromide (5 mg/1.6 mL) (n=227)		Macrolonemil (5 mg/1.6 mL) (n=227)	
	Observed	%	Observed	%
Body as a Whole System Disorders				
Headache	4	1.8	3	1.3
Pain	4	1.8	3	1.3
Injection site symptoms	2	0.9	1	0.4
Back pain	1	0.4	1	0.4
Chest pain	2	0.9	1	0.4
Cardiorespiratory System Disorders				
Upper respiratory tract infection	1	0.4	1	0.4
Digestive System Disorders				
Constipation	1	0.4	1	0.4
Genitourinary System Disorders				
Nausea	1	0.4	1	0.4
Metabolism and Nutrition Disorders				
Decreased appetite	1	0.4	1	0.4
Musculoskeletal System Disorders				
Arthralgia	4	1.8	3	1.3
Myalgia	4	1.8	3	1.3
Dizziness	1	0.4	1	0.4
Vertigo	1	0.4	1	0.4
Blurred vision	1	0.4	1	0.4
Sudden increased tearing	1	0.4	1	0.4
Eye redness	1	0.4	1	0.4
Respiratory System Disorders				
Upper respiratory tract infection	1	0.4	1	0.4
Pharyngitis	3	1.3	2	0.9
Rhinitis	2	0.9	2	0.9
Sinusitis	2	0.9	1	0.4

Panel C

NDC 0487-9801-01

Ipratropium Bromide Inhalation Solution, USP 0.02%

0.5 mg/2.5 mL

**FOR ORAL INHALATION ONLY
NOT FOR INJECTION**

Rx Only
30 x 2.5 mL Sterile Unit-Dose Vials, each in a foil pouch.

NO INK OR AQ

Panel B

NDC 0487-9801-01

Ipratropium Bromide Inhalation Solution, USP 0.02%

0.5 mg/2.5 mL

**FOR ORAL INHALATION ONLY
NOT FOR INJECTION**

Rx Only
30 x 2.5 mL Sterile Unit-Dose Vials, each in a foil pouch.

NO INK OR AQ

Panel D

All Adverse Events, from a Double-blind, Parallel, 12-week Study of Patients with COPD.

	Ipratropium Bromide (5 mg/1.6 mL) (n=227)		Macrolonemil (5 mg/1.6 mL) (n=227)	
	Observed	%	Observed	%
Body as a Whole System Disorders				
Headache	4	1.8	3	1.3
Pain	4	1.8	3	1.3
Injection site symptoms	2	0.9	1	0.4
Back pain	1	0.4	1	0.4
Chest pain	2	0.9	1	0.4
Cardiorespiratory System Disorders				
Upper respiratory tract infection	1	0.4	1	0.4
Digestive System Disorders				
Constipation	1	0.4	1	0.4
Genitourinary System Disorders				
Nausea	1	0.4	1	0.4
Metabolism and Nutrition Disorders				
Decreased appetite	1	0.4	1	0.4
Musculoskeletal System Disorders				
Arthralgia	4	1.8	3	1.3
Myalgia	4	1.8	3	1.3
Dizziness	1	0.4	1	0.4
Vertigo	1	0.4	1	0.4
Blurred vision	1	0.4	1	0.4
Sudden increased tearing	1	0.4	1	0.4
Eye redness	1	0.4	1	0.4
Respiratory System Disorders				
Upper respiratory tract infection	1	0.4	1	0.4
Pharyngitis	3	1.3	2	0.9
Rhinitis	2	0.9	2	0.9
Sinusitis	2	0.9	1	0.4

Panel C

NDC 0487-9801-01

Ipratropium Bromide Inhalation Solution, USP 0.02%

0.5 mg/2.5 mL

**FOR ORAL INHALATION ONLY
NOT FOR INJECTION**

Rx Only
30 x 2.5 mL Sterile Unit-Dose Vials, each in a foil pouch.

NO INK OR AQ

Ingredient Name		Basis of Strength	Strength	
IPRATROPIUM BROMIDE (UNII: J697UZ2A9J) (IPRATROPIUM - UNII:GR88G0I6UL)		IPRATROPIUM BROMIDE ANHYDROUS	0.5 mg in 2.5 mL	
Inactive Ingredients				
Ingredient Name			Strength	
WATER (UNII: 059QF0K00R)				
SODIUM CHLORIDE (UNII: 451W47IQ8X)				
HYDROCHLORIC ACID (UNII: QTT17582CB)				
Packaging				
#	Item Code	Package Description	Marketing Start Date	Marketing End Date
1	NDC:0487-9801-25	1 in 1 CARTON	09/27/2001	
1		25 in 1 POUCH		
1		2.5 mL in 1 VIAL, SINGLE-DOSE; Type 0: Not a Combination Product		
2	NDC:0487-9801-30	1 in 1 CARTON	09/27/2001	
2		30 in 1 POUCH		
2		2.5 mL in 1 VIAL, SINGLE-DOSE; Type 0: Not a Combination Product		
3	NDC:0487-9801-60	2 in 1 CARTON	09/27/2001	
3		30 in 1 POUCH		
3		2.5 mL in 1 VIAL, SINGLE-DOSE; Type 0: Not a Combination Product		
4	NDC:0487-9801-01	30 in 1 CARTON	09/27/2001	
4		1 in 1 POUCH		
4		2.5 mL in 1 VIAL, SINGLE-DOSE; Type 0: Not a Combination Product		
5	NDC:0487-9801-02	30 in 1 BOX	09/27/2001	
5		1 in 1 BAG		
5		1 in 1 POUCH		
5		2.5 mL in 1 VIAL, SINGLE-DOSE; Type 0: Not a Combination Product		
Marketing Information				
Marketing Category	Application Number or Monograph Citation	Marketing Start Date	Marketing End Date	
ANDA	ANDA075562	09/27/2001		

Labeler - Nephron Pharmaceuticals Corporation (079160190)

Establishment

Name	Address	ID/FEI	Business Operations
Nephron SC, LLC		079160190	manufacture(0487-9801) , analysis(0487-9801) , pack(0487-9801) , label(0487-9801)

Revised: 4/2025

Nephron Pharmaceuticals Corporation