

HYDROCORTISONE ACETATE PRAMOXINE HYDROCHLORIDE- pramoxine hydrochloride and hydrocortisone acetate cream **Nivagen Pharmaceuticals Inc.**

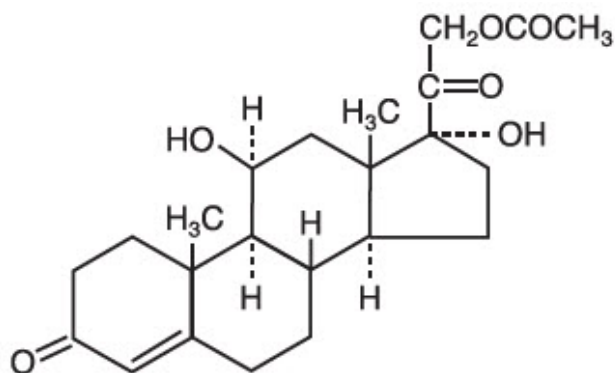
Disclaimer: This drug has not been found by FDA to be safe and effective, and this labeling has not been approved by FDA. For further information about unapproved drugs, click here.

Hydrocortisone Acetate 2.5% Pramoxine HCl 1% Cream 2.5%

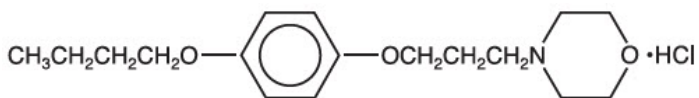
DESCRIPTION

Hydrocortisone Acetate 2.5% Pramoxine HCl 1% Cream 2.5% is a topical preparation containing hydrocortisone acetate 2.5% w/w and pramoxine hydrochloride 1% w/w in a hydrophilic cream base containing stearic acid, cetyl alcohol, petrolatum, mineral oil, paraffin, microcrystalline wax, polyethylene wax, lanolin alcohol, isopropyl palmitate, polyoxyethylene 40 stearate, propylene glycol, potassium sorbate, sorbic acid, tea lauryl sulfate, and purified water.

Topical corticosteroids are anti-inflammatory and anti-pruritic agents. The structural formula, the chemical name, molecular formula and molecular weight for active ingredients are presented below.



hydrocortisone acetate
Pregn-4-ene-3,20-dione, 21-(acetyloxy)
-11,17-dihydroxy-, (11-beta) -
C₂₃H₃₂O₆; mol. wt: 404.50



pramoxine hydrochloride
4-(3-(p-butoxyphenoxy) propyl)
morpholine hydrochloride
C₁₇H₂₇NO₃.HCl; mol. wt: 329.87

CLINICAL PHARMACOLOGY

Topical corticosteroids share anti-inflammatory, anti-pruritic and vasoconstrictive actions.

The mechanism of anti-inflammatory activity of topical corticosteroids is unclear. Various laboratory methods, including vasoconstrictor assays, are used to compare and predict potencies and/or clinical efficacies of the topical corticosteroids. There is some evidence to suggest that a recognizable correlation exists between vasoconstrictor potency and therapeutic efficacy in man.

Pramoxine hydrochloride is a topical anesthetic agent which provides temporary relief from itching and pain. It acts by stabilizing the neuronal membrane of nerve endings with which it comes into contact.

Pharmacokinetics

The extent of percutaneous absorption of topical corticosteroids is determined by many factors including the vehicle, the integrity of the epidermal barrier, and the use of occlusive dressings.

Topical corticosteroids can be absorbed from normal intact skin. Inflammation and/or other disease processes in the skin increase percutaneous absorption. Occlusive dressings substantially increase the percutaneous absorption of topical corticosteroids. Thus, occlusive dressings may be a valuable therapeutic adjunct for treatment of resistant dermatoses. (See DOSAGE AND ADMINISTRATION.)

Once absorbed through the skin, topical corticosteroids are handled through pharmacokinetic pathways similar to systemically administered corticosteroids. Corticosteroids are bound to plasma proteins in varying degrees. Corticosteroids are metabolized primarily in the liver and are then excreted by the kidneys. Some of the topical corticosteroids and their metabolites are also excreted into the bile.

INDICATIONS AND USAGE

Topical corticosteroids are indicated for the relief of the inflammatory and pruritic manifestations of corticosteroid-responsive dermatoses.

CONTRAINDICATIONS

Topical corticosteroids are contraindicated in those patients with a history of hypersensitivity to any of the components of the preparation.

PRECAUTIONS

General

Systemic absorption of topical corticosteroids has produced reversible hypothalamic-pituitary-adrenal (HPA) axis suppression, manifestations of Cushing's syndrome, hyperglycemia, and glucosuria in some patients. Conditions which augment systemic absorption include the application of the more potent steroids, use over large surface areas, prolonged use, and the addition of occlusive dressings.

Therefore, patients receiving a large dose of a potent topical steroid applied to a large surface area and under an occlusive dressing should be evaluated periodically for evidence of HPA axis suppression by using the urinary free cortisol and ACTH stimulation tests. If HPA axis suppression is noted, an attempt should be made to withdraw the drug, to reduce the frequency of application, or to substitute a less potent steroid.

Recovery of HPA axis function is generally prompt and complete upon discontinuation of the drug. Infrequently, signs and symptoms of steroid withdrawal may occur, requiring

supplemental systemic corticosteroids. Children may absorb proportionally larger amounts of topical corticosteroids and thus be more susceptible to systemic toxicity. (See Precautions-Pediatric Use.)

If irritation develops, topical corticosteroids should be discontinued and appropriate therapy instituted.

In the presence of dermatological infections, the use of an appropriate antifungal or antibacterial agent should be instituted. If a favorable response does not occur promptly the corticosteroid should be discontinued until the infection has been adequately controlled.

Information for the Patient

Patients using topical corticosteroids should receive the following information and instructions:

1. This medication is to be used as directed by the physician. It is for external use only. Avoid contact with the eyes.
2. Patients should be advised not to use this medication for any disorder other than for which it was prescribed.
3. The treated skin area should not be bandaged or otherwise covered or wrapped as to be occlusive unless directed by the physician.
4. Patients should report any signs of local adverse reactions especially under occlusive dressings.
5. Parents of pediatric patients should be advised not to use tight-fitting diapers or plastic pants on a child being treated in the diaper area, as these garments may constitute occlusive dressings.

Laboratory Tests

The following tests may be helpful in evaluating the HPA axis suppression:

Urinary free cortisol test
ACTH stimulation test

Carcinogenesis, Mutagenesis, and Impairment of Fertility

Long-term animal studies have not been performed to evaluate the carcinogenic potential or the effect on fertility of topical corticosteroids. Studies to determine mutagenicity with prednisolone and hydrocortisone have revealed negative results.

Pregnancy

Teratogenic Effects

Pregnancy Category C

Corticosteroids are generally teratogenic in laboratory animals when administered systemically at relatively low dosage levels. The more potent corticosteroids have been shown to be teratogenic after dermal application in laboratory animals. There are no adequate and well-controlled studies in pregnant women on teratogenic effects from topically applied corticosteroids. Therefore, topical corticosteroids should be used during pregnancy only if the potential benefit justifies the potential risk to the fetus. Drugs of

this class should not be used extensively on pregnant patients, in large amounts, or for prolonged periods of time.

Nursing Mothers

It is not known whether topical administration of corticosteroids could result in sufficient systemic absorption to produce detectable amounts in breast milk.

Systemically administered corticosteroids are secreted into breast milk in quantities NOT likely to have a deleterious effect on the infant. Nevertheless, caution should be exercised when topical corticosteroids are administered to a nursing woman.

Pediatric Use

Pediatric patients may demonstrate greater susceptibility to topical corticosteroid induced HPA axis suppression and Cushing's syndrome than mature patients because of a larger skin surface area to body weight ratio.

Hypothalamic-pituitary-adrenal (HPA) axis suppression, Cushing's syndrome, and intracranial hypertension have been reported in children receiving topical corticosteroids. Manifestations of adrenal suppression in children include linear growth retardation, delayed weight gain, low plasma cortisol levels, and absence of response to ACTH stimulation. Manifestations of intracranial hypertension include bulging fontanelles, headaches, and bilateral papilledema.

Administration of topical corticosteroids to children should be limited to the least amount compatible with an effective therapeutic regimen. Chronic corticosteroid therapy may interfere with the growth and development of children.

ADVERSE REACTIONS

The following local adverse reactions are reported infrequently with topical corticosteroids, but may occur more frequently with the use of occlusive dressings. These reactions are listed in an approximate decreasing order of occurrence:

Burning	Hypertrichosis	Maceration of the skin
Itching	Acneiform eruptions	Secondary infection
Irritation	Hypopigmentation	Skin atrophy
Dryness	Perioral dermatitis	Striae
Folliculitis	Allergic contact dermatitis	Miliaria

OVERDOSAGE

Topically applied corticosteroids can be absorbed in sufficient amounts to produce systemic effects. (See PRECAUTIONS.)

DOSAGE AND ADMINISTRATION

Topical corticosteroids are generally applied to the affected area as a thin film three to four times daily depending on the severity of the condition. Occlusive dressings may be used for the management of psoriasis or recalcitrant conditions. If an infection

develops, the use of occlusive dressings should be discontinued and appropriate antimicrobial therapy instituted.

HOW SUPPLIED

Hydrocortisone Acetate 2.5% Pramoxine HCl 1% Cream 2.5% 1 oz tube (NDC 75834-197-01)

Storage Conditions

Store at 25°C (77°F); excursions permitted to 15-30°C (59-86°F) [see USP Controlled Room Temperature].

Manufactured for:

Nivagen Pharmaceuticals, Inc.

Sacramento, CA 95827 USA

Toll free number: 1-877-977-0687

Rev. 12/2018

PRINCIPAL DISPLAY PANEL - 1 oz Tube Carton

NDC 75834-197-01

Rx Only

Hydrocortisone Acetate 2.5%
Pramoxine HCl 1% Cream 2.5%

NIVAGEN
PHARMACEUTICALS

Net Wt. 1 oz



NIVAGEN
PHARMACEUTICALS
 NDC 75834-197-01
 Hydrocortisone Acetate 2.5%
 Pramoxine HCl 1%
 Cream 2.5%

Unvarnished
 Area

Usual Dosage: Apply to affected area 3-4 times daily. See enclosed package insert for complete prescribing information.
Storage: Store at 25°C (77°F); excursions permitted to 15°C-30°C (59°F-86°F) [see USP Controlled Room Temperature]. See Lot No. and exp. date on carton.
Contains: hydrocortisone acetate 2.5% and pramoxine HCl 1% in a hydrophilic cream base containing stearic acid, cetyl alcohol, petrolatum, mineral oil, paraffin, microcrystalline

wax, polyethylene wax, lanolin alcohol, isopropyl palmitate, polyoxyethylene 40 stearate, propylene glycol, potassium sorbate, sorbic acid, tea lauryl sulfate, and purified water
KEEP OUT OF REACH OF CHILDREN. FOR EXTERNAL USE ONLY. NOT FOR OPHTHALMIC USE.
 Manufactured for: Nivagen Pharmaceuticals, Inc.
 Sacramento, CA 95827 USA
 Toll free number: 1-877-977-0687

Rev. 10/2018

NDC 75834-197-01 Rx Only

Hydrocortisone Acetate 2.5%
Pramoxine HCl 1% Cream 2.5%



Net Wt. 1 oz

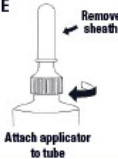
NDC 75834-197-01
 Hydrocortisone
 Acetate 2.5%
 Pramoxine HCl 1%
 Cream 2.5%

DIRECTIONS FOR USE WITH APPLICATOR:

To Open:



Remove cap from tube and pierce seal



Attach applicator to tube

1. Remove cap and pierce aluminum seal.
2. Attach applicator to the tube and remove sheath (applicator cover).
3. Squeeze the tube to fill applicator and lubricate the tip with cream for smooth insertion.
4. Gently insert only the tip of the applicator into the anus and squeeze once again from the end of the tube to force the required amount of cream into the anal canal.
5. Wipe applicator tip using tissue. Replace sheath over applicator tip until it snaps in place.
6. If necessary, remove applicator from tube and thoroughly clean it with soap and warm water. Reattach applicator to tube.
7. Replace cover over applicator tip.

HYDROCORTISONE ACETATE PRAMOXINE HYDROCHLORIDE

pramoxine hydrochloride and hydrocortisone acetate cream

Product Information

Product Type	HUMAN PRESCRIPTION DRUG	Item Code (Source)	NDC:75834-197
Route of Administration	TOPICAL		

Active Ingredient/Active Moiety

Ingredient Name	Basis of Strength	Strength
PRAMOXINE HYDROCHLORIDE (UNII: 88AYB867L5) (PRAMOXINE - UNII:068X84E056)	PRAMOXINE HYDROCHLORIDE	10 mg in 1 g
HYDROCORTISONE ACETATE (UNII: 3X7931PO74) (HYDROCORTISONE - UNII:W4X0X7BPJ)	HYDROCORTISONE ACETATE	25 mg in 1 g

Packaging

#	Item Code	Package Description	Marketing Start Date	Marketing End Date
1	NDC:75834-197-01	1 in 1 CARTON	04/29/2019	
1		28.5 g in 1 TUBE, WTH APPLICATOR; Type 0: Not a Combination Product		

Marketing Information

Marketing Category	Application Number or Monograph Citation	Marketing Start Date	Marketing End Date
Unapproved drug other		04/29/2019	

Labeler - Nivagen Pharmaceuticals Inc. (052032418)

Revised: 1/2023

Nivagen Pharmaceuticals Inc.