

# FLULAVAL 2024/2025- influenza virus vaccine suspension

## ID Biomedical Corporation of Quebec

### HIGHLIGHTS OF PRESCRIBING INFORMATION

These highlights do not include all the information needed to use FLULAVAL safely and effectively. See full prescribing information for FLULAVAL.

**FLULAVAL (Influenza Vaccine)**  
**Injectable Suspension, for Intramuscular Use**  
**2024-2025 Formula**  
**Initial U.S. Approval: 2006**

### RECENT MAJOR CHANGES

Warnings and Precautions, Persons at Risk of Bleeding (5.6)

Removed 3/2024

### INDICATIONS AND USAGE

FLULAVAL is a vaccine indicated for active immunization for the prevention of disease caused by influenza A subtype viruses and type B virus contained in the vaccine. FLULAVAL is approved for use in persons aged 6 months and older. (1)

### DOSAGE AND ADMINISTRATION

**For intramuscular use. (2)**

Age	Vaccination Status	Dose and Schedule
6 months through 8 years	Not previously vaccinated with influenza vaccine	Two doses (0.5 mL each) at least 4 weeks apart (2.1)
	Vaccinated with influenza vaccine in a previous season	One or 2 doses <sup>a</sup> (0.5 mL each) (2.1)
9 years and older	Not applicable	One 0.5-mL dose (2.1)

<sup>a</sup> One dose or 2 doses (0.5 mL each) depending on vaccination history as per the annual Advisory Committee on Immunization Practices (ACIP) recommendation on prevention and control of seasonal influenza with vaccines. If 2 doses, administer each 0.5-mL dose at least 4 weeks apart. (2.1)

### DOSAGE FORMS AND STRENGTHS

FLULAVAL is an injectable suspension. A single dose is 0.5 mL. (3)

### CONTRAINDICATIONS

Do not administer FLULAVAL to anyone with a history of severe allergic reactions (e.g., anaphylaxis) to any component of the vaccine, including egg protein, or following a previous dose of any influenza vaccine. (4, 11)

### WARNINGS AND PRECAUTIONS

- If Guillain-Barré syndrome has occurred within 6 weeks of receipt of a prior influenza vaccine, the decision to give FLULAVAL should be based on careful consideration of the potential benefits and risks. (5.1)
- Syncope (fainting) can occur in association with administration of injectable vaccines, including FLULAVAL. Procedures should be in place to avoid injury from fainting. (5.2)

### ADVERSE REACTIONS

- In adults who received FLULAVAL, the most common ( $\geq 10\%$ ) solicited local adverse reactions were pain (51%), redness (13%), and/or swelling (11%); the most common solicited systemic adverse reactions were fatigue (20%), headache (18%), and muscle aches/arthritis (18%). (6.1)
- In children aged 3 through 17 years who received FLULAVAL, the most common ( $\geq 10\%$ ) solicited local adverse reaction was pain (56%). (6.1)
- In children aged 3 through 4 years who received FLULAVAL, the most common ( $\geq 10\%$ ) solicited systemic adverse reactions were irritability (25%), drowsiness (19%), and loss of appetite (16%). (6.1)
- In children aged 5 through 17 years who received FLULAVAL, the most common ( $\geq 10\%$ ) solicited

- systemic adverse reactions were muscle aches (24%), headache (17%), and fatigue (17%). (6.1)
- In children aged 6 through 35 months who received FLULAVAL QUADRIVALENT, the most common ( $\geq 10\%$ ) solicited local adverse reaction was pain (40%); most common solicited systemic adverse reactions were irritability (49%), drowsiness (37%), and loss of appetite (29%). (6.1)

**To report SUSPECTED ADVERSE REACTIONS, contact GlaxoSmithKline at 1-888-825-5249 or VAERS at 1-800-822-7967 or [www.vaers.hhs.gov](http://www.vaers.hhs.gov).**

----- **USE IN SPECIFIC POPULATIONS** -----

- Geriatric Use: Antibody responses were lower in geriatric subjects who received FLULAVAL than in younger subjects. (8.5)

**See 17 for PATIENT COUNSELING INFORMATION.**

**Revised: 7/2024**

---

**FULL PRESCRIBING INFORMATION: CONTENTS\***

**1 INDICATIONS AND USAGE**

**2 DOSAGE AND ADMINISTRATION**

2.1 Dosage and Schedule

2.2 Administration Instructions

**3 DOSAGE FORMS AND STRENGTHS**

**4 CONTRAINDICATIONS**

**5 WARNINGS AND PRECAUTIONS**

5.1 Guillain-Barré Syndrome

5.2 Syncope

5.3 Preventing and Managing Allergic Vaccine Reactions

5.4 Altered Immunocompetence

5.5 Limitations of Vaccine Effectiveness

**6 ADVERSE REACTIONS**

6.1 Clinical Trials Experience

6.2 Postmarketing Experience

**8 USE IN SPECIFIC POPULATIONS**

8.1 Pregnancy

8.2 Lactation

8.4 Pediatric Use

8.5 Geriatric Use

**11 DESCRIPTION**

**12 CLINICAL PHARMACOLOGY**

12.1 Mechanism of Action

**13 NONCLINICAL TOXICOLOGY**

13.1 Carcinogenesis, Mutagenesis, Impairment of Fertility

**14 CLINICAL STUDIES**

14.1 Efficacy against Influenza

14.2 Immunological Evaluation

**15 REFERENCES**

**16 HOW SUPPLIED/STORAGE AND HANDLING**

**17 PATIENT COUNSELING INFORMATION**

\* Sections or subsections omitted from the full prescribing information are not listed.

---

## FULL PRESCRIBING INFORMATION

### 1 INDICATIONS AND USAGE

FLULAVAL is indicated for active immunization for the prevention of disease caused by influenza A subtype viruses and type B virus contained in the vaccine. FLULAVAL is approved for use in persons aged 6 months and older.

### 2 DOSAGE AND ADMINISTRATION

**For intramuscular use.**

#### 2.1 Dosage and Schedule

The dose and schedule for FLULAVAL are presented in Table 1.

**Table 1. FLULAVAL: Dosing**

<b>Age</b>	<b>Vaccination Status</b>	<b>Dose and Schedule</b>
6 months through 8 years	Not previously vaccinated with influenza vaccine	Two doses (0.5 mL each) at least 4 weeks apart
	Vaccinated with influenza vaccine in a previous season	One or 2 doses <sup>a</sup> (0.5 mL each)
9 years and older	Not applicable	One 0.5-mL dose

<sup>a</sup> One dose or 2 doses (0.5 mL each) depending on vaccination history as per the annual Advisory Committee on Immunization Practices (ACIP) recommendation on prevention and control of seasonal influenza with vaccines. If 2 doses, administer each 0.5-mL dose at least 4 weeks apart.

#### 2.2 Administration Instructions

Shake well before administration. Parenteral drug products should be inspected visually for particulate matter and discoloration prior to administration, whenever solution and container permit. If either of these conditions exists, the vaccine should not be administered.

Attach a sterile needle to the prefilled syringe and administer intramuscularly.

### 3 DOSAGE FORMS AND STRENGTHS

FLULAVAL is an injectable suspension. A single dose is 0.5 mL.

### 4 CONTRAINDICATIONS

Do not administer FLULAVAL to anyone with a history of severe allergic reactions (e.g.,

anaphylaxis) to any component of the vaccine, including egg protein, or following a previous dose of any influenza vaccine [see *Description (11)*].

## **5 WARNINGS AND PRECAUTIONS**

### **5.1 Guillain-Barré Syndrome**

If Guillain-Barré syndrome (GBS) has occurred within 6 weeks of receipt of a prior influenza vaccine, the decision to give FLULAVAL should be based on careful consideration of the potential benefits and risks.

The 1976 swine influenza vaccine was associated with an elevated risk of GBS. Evidence for a causal relation of GBS with other influenza vaccines is inconclusive; if an excess risk exists, it is probably slightly more than 1 additional case/1 million persons vaccinated.

### **5.2 Syncope**

Syncope (fainting) may occur in association with administration of injectable vaccines, including FLULAVAL. Procedures should be in place to avoid injury from fainting.

### **5.3 Preventing and Managing Allergic Vaccine Reactions**

Appropriate medical treatment must be immediately available to manage potential anaphylactic reactions following administration of FLULAVAL.

### **5.4 Altered Immunocompetence**

If FLULAVAL is administered to immunosuppressed persons, including individuals receiving immunosuppressive therapy, the immune response may be lower than in immunocompetent persons.

### **5.5 Limitations of Vaccine Effectiveness**

Vaccination with FLULAVAL may not protect all susceptible individuals.

## **6 ADVERSE REACTIONS**

In adults who received FLULAVAL, the most common ( $\geq 10\%$ ) solicited local adverse reactions were pain (51%), redness (13%), and swelling (11%); the most common ( $\geq 10\%$ ) solicited systemic adverse reactions were fatigue (20%), headache (18%), and muscle aches/arthralgia (18%).

In children aged 3 through 17 years who received FLULAVAL, the most common ( $\geq 10\%$ ) solicited local adverse reaction was pain (56%). In children aged 3 through 4 years, the most common ( $\geq 10\%$ ) solicited systemic adverse reactions were irritability (25%), drowsiness (19%), and loss of appetite (16%). In children aged 5 through 17 years, the most common ( $\geq 10\%$ ) systemic adverse reactions were muscle aches (24%), headache (17%), and fatigue (17%).

In children aged 6 through 35 months who received FLULAVAL QUADRIVALENT, the most common ( $\geq 10\%$ ) solicited local adverse reaction was pain (40%); the most common ( $\geq 10\%$ ) solicited systemic adverse reactions were irritability (49%), drowsiness

(37%), and loss of appetite (29%). Data with FLULAVAL QUADRIVALENT are relevant to FLULAVAL because both vaccines are manufactured using the same process and have overlapping compositions.

## 6.1 Clinical Trials Experience

Because clinical trials are conducted under widely varying conditions, adverse reaction rates observed in the clinical trials of a vaccine cannot be directly compared with rates in the clinical trials of another vaccine, and may not reflect the rates observed in practice. There is the possibility that broad use of FLULAVAL could reveal adverse reactions not observed in clinical trials.

FLULAVAL has been administered in 3 trials to 5,114 individuals aged 18 years and older, and 1 trial to 987 individuals aged 3 through 17 years. FLULAVAL QUADRIVALENT has been administered in 1 trial to 1,207 individuals aged 6 through 35 months.

### FLULAVAL in Adults

Safety data were obtained from 3 randomized, controlled trials, one of which was a placebo-controlled efficacy trial. In these trials, 9,836 subjects were randomized to receive either FLULAVAL (5,114 subjects in the safety analysis), FLUZONE, a U.S.-licensed trivalent, inactivated influenza vaccine, manufactured by Sanofi Pasteur Inc. (894 subjects in the safety analysis), or placebo (3,828 subjects in the safety analysis), intramuscularly. In these trials, solicited reactions were collected for 4 days (i.e., 30 minutes post-vaccination through the next 3 days). Unsolicited adverse events that occurred within 22 days of vaccination (Day 0 to 21) were recorded based on spontaneous reports or in response to queries about changes in health status.

*Trial 1 (NCT01389479):* Safety information was collected in a randomized, controlled US trial. This trial included 1,000 adults aged 18 through 64 years who were randomized to receive FLULAVAL (n = 721) or a U.S. -licensed trivalent, inactivated influenza vaccine (n = 279). Among recipients of FLULAVAL, 57% were female; 91% of subjects were white and 9% were of other racial/ethnic groups. The mean age of subjects was 38 years; 80% were aged 18 through 49 years and 20% were aged 50 through 64 years.

*Trial 2 (NCT00232947):* Safety information was collected in a randomized, double-blind, active-controlled U.S. trial. The trial included 1,225 adults aged  $\geq 50$  years randomized to receive FLULAVAL (n = 610) or a U.S.-licensed trivalent, inactivated influenza vaccine (n = 615). In the total population, 57% were female; 95% of subjects were white and 5% were of other racial/ethnic groups. The mean age of subjects was 66 years; 46% were aged 50 through 64 years, 41% were aged 65 through 79 years, and 13% were aged  $\geq 80$  years.

*Trial 3 (NCT00216242):* Safety information was collected in a double-blind, placebo-controlled U.S. trial. The trial included 7,658 adults aged 18 through 49 years randomized to receive FLULAVAL (n = 3,807) or placebo (n = 3,851). In the total population, 61% were female; 84% of subjects were white, 10% black, 2% Asian, and 4% were of other racial/ethnic groups. The mean age of subjects was 33 years.

*Solicited Adverse Reactions:* Solicited adverse reactions collected in trials 1, 2, and 3 for 4 days (day of vaccination and the next 3 days) are presented in Table 2.

**Table 2. FLULAVAL: Incidence of Solicited Local and Systemic Adverse Reactions within 4 Days<sup>a</sup> of Vaccination in Adults (Total Vaccinated Cohort)**

Adverse Reactions	Trial 1 <sup>b</sup> Aged 18 through 64 Years				Trial 2 <sup>b</sup> Aged 50 Years and Older				Trial 3 <sup>b</sup> Aged 18 through 49 Years			
	FLULAVAL n = 721 %		Comparator <sup>c</sup> n = 279 %		FLULAVAL n = 610 %		Comparator <sup>c</sup> n = 615 %		FLULAVAL n = 3,783 %		Placebo n = 3,828 %	
	Any	Gr 3 <sup>d</sup>	Any	Gr 3 <sup>d</sup>	Any	Gr 3 <sup>d</sup>	Any	Gr 3 <sup>d</sup>	Any	Gr 3 <sup>d</sup>	Any	Gr 3 <sup>d</sup>
<b>Local</b>												
Pain	24	0	31	0.4	25	0	32	0	51	0.2	14	<0.1
Redness	11	0.1	10	0	10	0.2	11	0.2	13	0.3	6	0.1
Swelling	10	0.1	10	0.4	7	0.3	9	1	11	0.3	3	0
<b>Systemic</b>												
Headache	18	0.4	17	0	11	0.2	12	0.3	18	1	19	1
Fatigue	17	0.3	15	0	12	0.2	13	1	20	1	18	0.4
Muscle aches <sup>e</sup>	13	0.4	16	0	11	0.2	10	0	18	0.2	10	0.2
Fever <sup>f</sup>	11	0	10	0.4	1	0	2	0	3	<0.1	1	0.1
Malaise	10	0.4	10	0.4	6	0.3	7	0	9	0.3	6	0.4
Sore throat	9	0.4	9	0	5	0.2	6	0	9	0.3	9	0.4
Reddened eyes	6	0.3	5	0	4	0	7	0	7	<0.1	6	<0.1
Cough	6	0.3	7	0	5	0.2	6	0	8	0.1	7	0.1
Chills	5	0.3	2	0	3	0.2	6	0	4	0.2	4	0.2
Chest tightness	3	0	1	0	3	0.3	2	0	3	<0.1	3	0.1
Facial swelling	1	0	0.4	0	1	0	2	0	1	0	1	0

<sup>a</sup> Four days included day of vaccination and the subsequent 3 days.

<sup>b</sup> Trial 1: NCT01389479; Trial 2: NCT00232947; Trial 3: NCT00216242.

<sup>c</sup> U.S.- licensed trivalent, inactivated influenza vaccine (manufactured by Sanofi Pasteur Inc.).

<sup>d</sup> Grade 3 pain, headache, fatigue, muscle aches, malaise, sore throat, cough, chills, chest tightness: Defined as prevented work/school/normal activities.

Grade 3 redness, swelling: Defined as >50 mm. Grade 3 fever: Defined as >103.1°F (39.5°C).

Grade 3 reddened eyes: Defined as very reddened, interfered with vision or caused a doctor's visit. Grade 3 facial swelling: Defined as very swollen, prevented work/school/normal activities or caused a doctor's visit.

<sup>e</sup> For Trial 2 and Trial 3, includes muscle aches and arthralgia.

<sup>f</sup> Fever : Defined as ≥ 99.5 ° F (37.5 ° C) .

*Unsolicited Adverse Events:* The incidence of unsolicited adverse events in the 21 days post-vaccination was comparable for FLULAVAL and the active comparator in Trial 1

(16% and 15%, respectively) and in Trial 2 (18% and 21%, respectively). In Trial 3, the incidence of unsolicited adverse events was comparable for the groups (21% for FLULAVAL and 19% for placebo).

Unsolicited adverse events defined as reported with FLULAVAL in >1.0% of subjects are described as follows: Trial 1: Cough, headache, and pharyngolaryngeal pain; Trial 2: Diarrhea, headache, and nasopharyngitis; and Trial 3: Pharyngolaryngeal pain, headache, fatigue, cough, injection site pain, upper respiratory tract infection, musculoskeletal pain, nasopharyngitis, injection site erythema, and discomfort.

*Serious Adverse Events (SAEs)*: In Trial 1, no SAEs were reported. In Trial 2, 3% of subjects receiving FLULAVAL and 3% of subjects receiving the active comparator reported SAEs. In Trial 3, 1% of subjects receiving FLULAVAL and 1% of subjects receiving placebo reported SAEs. In the 3 clinical trials, the rates of SAEs were comparable between groups and none of the SAEs were considered related to vaccination.

### FLULAVAL in Children

*Trial 4 (NCT00980005) (Immunogenicity Non-Inferiority)*: An observer-blind, active-controlled U.S. trial evaluated subjects aged 3 through 17 years who received FLULAVAL (n = 1,055) or FLUZONE (n = 1,061), a U.S.-licensed trivalent, inactivated influenza vaccine, manufactured by Sanofi Pasteur Inc. In the overall population, 53% were male; 78% of subjects were white, 12% were black, 2% were Asian, and 8% were of other racial/ethnic groups. The mean age of subjects was 8 years. Children aged 3 through 8 years with no history of influenza vaccination received 2 doses approximately 28 days apart. Children aged 3 through 8 years with a history of influenza vaccination and children aged 9 years and older received one dose. Solicited adverse reactions were collected for 4 days (day of vaccination and the next 3 days) (Table 3).

**Table 3. FLULAVAL: Incidence of Solicited Local and Systemic Adverse Reactions within 4 Days<sup>a</sup> of First Vaccination in Children Aged 3 through 17 Years<sup>b</sup> (Total Vaccinated Cohort)**

Adverse Reactions	FLULAVAL %		Active Comparator <sup>c</sup> %	
	Any	Grade 3 <sup>d</sup>	Any	Grade 3 <sup>d</sup>
	Aged 3 through 17 Years			
<b>Local</b>	<b>n = 1,042</b>		<b>n = 1,026</b>	
Pain	56	2	53	2
Redness	4	0.2	5	0
Swelling	4	0.1	5	0
	<b>Aged 3 through 4 Years</b>			
<b>Systemic</b>	<b>n = 293</b>		<b>n = 279</b>	
Irritability	25	2	27	1
Drowsiness	19	1	19	0.4
Loss of appetite	16	2	13	0.4
Fever <sup>e</sup>	5	1	3	0.4
	<b>Aged 5 through 17 Years</b>			
<b>Systemic</b>	<b>n = 750</b>		<b>n = 747</b>	

Muscle aches	24	1	23	1
Headache	17	1	15	1
Fatigue	17	1	17	1
Arthralgia	8	0.3	10	0.3
Shivering	6	0.1	5	0.4
Fever <sup>e</sup>	5	2	4	2

Total vaccinated cohort for safety included all vaccinated subjects for whom safety data were available. n = number of subjects with diary card completed. Values  $\geq 0.5$  have been rounded to the nearest integer.

<sup>a</sup> Four days included day of vaccination and the subsequent 3 days.

<sup>b</sup> Trial 4: NCT00980005.

<sup>c</sup> U.S.- licensed trivalent, inactivated influenza vaccine (manufactured by Sanofi Pasteur Inc.).

<sup>d</sup> Grade 3 pain: Defined as cried when limb was moved/spontaneously painful (children  $< 5$  years), or pain that prevented normal activity (children  $\geq 5$  years).

Grade 3 swelling, redness: Defined as  $> 100$  mm.

Grade 3 irritability, drowsiness, muscle aches, headache, fatigue, arthralgia, shivering: Defined as prevented normal activity.

Grade 3 loss of appetite: Defined as not eating at all.

Grade 3 (or higher) fever: Defined as  $\geq 102.2^\circ\text{F}$  ( $39.0^\circ\text{C}$ ).

<sup>e</sup> Fever: Defined as  $\geq 100.4^\circ\text{F}$  ( $38.0^\circ\text{C}$ )

In children who received a second dose of FLULAVAL or the comparator vaccine, the incidences of adverse reactions following the second dose were generally lower than those observed after the first dose.

The incidence of unsolicited adverse events that occurred within 28 days (Day 0 to 27) of any vaccination reported in subjects who received FLULAVAL (n = 1,055) or FLUZONE (n = 1,061) was 40% and 37%, respectively. The unsolicited adverse events that occurred most frequently ( $\geq 0.1\%$  of subjects for FLULAVAL) and considered possibly related to vaccination included diarrhea, influenza-like illness, injection site hematoma, injection site rash, injection site warmth, rash, upper abdominal pain, and vomiting. The rates of SAEs were comparable between groups (0.9% and 0.6% for FLULAVAL and the comparator, respectively); none of the SAEs were considered related to vaccination.

### FLULAVAL QUADRIVALENT in Children

Safety data were obtained with FLULAVAL QUADRIVALENT in children aged 6 through 35 months. Data with FLULAVAL QUADRIVALENT are relevant to FLULAVAL because both vaccines are manufactured using the same process and have overlapping compositions.

Trial 5 (NCT02242643) was a randomized, observer-blind, active-controlled immunogenicity and safety trial. The trial included subjects aged 6 through 35 months who received FLULAVAL QUADRIVALENT (n = 1,207) or FLUZONE QUADRIVALENT, a U.S.-licensed inactivated influenza vaccine (n = 1,217) used as comparator, manufactured by Sanofi Pasteur Inc. Children with no history of influenza vaccination received 2 doses of FLULAVAL QUADRIVALENT or the comparator vaccine approximately 28 days apart. Children with a history of influenza vaccination received



one dose of FLULAVAL QUADRIVALENT or the comparator vaccine. In the overall population, 53% were male; 64% were white, 16% were black, 3% were Asian, and 17% were of other racial/ethnic groups. The mean age of subjects was 20 months. Subjects were followed for safety for 6 months; solicited adverse reactions were collected for 7 days (day of vaccination and the next 6 days) postvaccination. The incidence of solicited adverse reactions occurring within 7 days of vaccination in children are shown in Table 4.

**Table 4. FLULAVAL QUADRIVALENT: Incidence of Solicited Local and Systemic Adverse Reactions within 7 Days<sup>a</sup> of First Vaccination in Children Aged 6 through 35 Months<sup>b</sup> (Total Vaccinated Cohort)**

Adverse Reactions	FLULAVAL QUADRIVALENT %		Active Comparator <sup>c</sup> %	
	Any	Grade 3 <sup>d</sup>	Any	Grade 3 <sup>d</sup>
<b>Local</b>	<b>n = 1,151</b>		<b>n = 1,146</b>	
Pain	40	2	37	1
Swelling	1	0	0.4	0
Redness	1	0	1	0
<b>Systemic</b>	<b>n = 1,155</b>		<b>n = 1,148</b>	
Irritability	49	4	46	3
Drowsiness	37	3	37	3
Loss of appetite	29	2	29	1
Fever <sup>e</sup>	6	1	6	1

Total vaccinated cohort for safety included all vaccinated subjects for whom safety data were available (i.e., diary card completed for solicited symptoms). n = number of subjects with diary card completed. Values  $\geq 0.5$  have been rounded to the nearest integer.

<sup>a</sup> Seven days included day of vaccination and the subsequent 6 days.

<sup>b</sup> Trial 5: NCT02242643 .

<sup>c</sup> U.S.-licensed quadrivalent, inactivated influenza vaccine (manufactured by Sanofi Pasteur Inc.).

<sup>d</sup> Grade 3 pain: Defined as cried when limb was moved/spontaneously painful.

Grade 3 swelling, redness: Defined as  $>100$  mm.

Grade 3 irritability: Defined as crying that could not be comforted/prevented normal activity.

Grade 3 drowsiness: Defined as prevented normal activity.

Grade 3 loss of appetite: Defined as not eating at all.

Grade 3 (or higher) fever: Defined as  $>102.2^{\circ}\text{F}$  ( $39.0^{\circ}\text{C}$ ).

<sup>e</sup> Fever: Defined as  $\geq 100.4^{\circ}\text{F}$  ( $38.0^{\circ}\text{C}$ ).

In children who received a second dose of FLULAVAL QUADRIVALENT or the comparator vaccine, the incidences of solicited adverse reactions following the second dose were generally similar or lower than those observed after the first dose.

Unsolicited adverse events occurring within 28 days of vaccination were reported in 46% and 44% of subjects who received FLULAVAL QUADRIVALENT (n = 1,207) and the comparator vaccine (n = 1,217), respectively. The unsolicited adverse reactions that

occurred most frequently ( $\geq 1\%$ ) for FLULAVAL QUADRIVALENT included upper respiratory tract infection, cough, diarrhea, pyrexia, vomiting, and rash. Serious adverse events occurring during the study period (approximately 6 months) were reported in 2% of subjects who received FLULAVAL QUADRIVALENT and in 2% of subjects who received the comparator vaccine. There were no deaths reported during the study period.

## **6.2 Postmarketing Experience**

The following adverse reactions have been identified during postapproval use of FLULAVAL or FLUVAVAL QUADRIVALENT. Because these reactions are reported voluntarily from a population of uncertain size, it is not always possible to reliably estimate their frequency or establish a causal relationship to the vaccine.

### Blood and Lymphatic System Disorders

Lymphadenopathy.

### Eye Disorders

Eye pain, photophobia.

### Gastrointestinal Disorders

Dysphagia, vomiting.

### General Disorders and Administration Site Conditions

Chest pain, injection site inflammation, asthenia, injection site rash, abnormal gait, injection site bruising, injection site sterile abscess, influenza-like symptoms.

### Immune System Disorders

Allergic reactions including anaphylaxis, angioedema.

### Infections and Infestations

Rhinitis, laryngitis, cellulitis.

### Musculoskeletal and Connective Tissue Disorders

Muscle weakness, arthritis.

### Nervous System Disorders

Dizziness, paresthesia, hypoesthesia, hypokinesia, tremor, somnolence, syncope, Guillain-Barré syndrome, convulsions/seizures, facial or cranial nerve paralysis, encephalopathy, limb paralysis.

### Psychiatric Disorders

Insomnia.

### Respiratory, Thoracic, and Mediastinal Disorders

Dyspnea, dysphonia, bronchospasm, throat tightness.

### Skin and Subcutaneous Tissue Disorders

Urticaria, pruritus, sweating, localized or generalized rash.

## Vascular Disorders

Flushing, pallor.

## **8 USE IN SPECIFIC POPULATIONS**

### **8.1 Pregnancy**

#### Risk Summary

All pregnancies have a risk of birth defect, loss, or other adverse outcomes. In the U.S. general population, the estimated background risk of major birth defects and miscarriage in clinically recognized pregnancies is 2% to 4% and 15% to 20%, respectively.

There are insufficient data on FLULAVAL in pregnant women to inform vaccine-associated risks.

A developmental toxicity study was performed in female rats administered FLULAVAL prior to mating and during gestation. Animals were administered a total dose of 0.2 mL on each of five occasions (a single human dose is 0.5 mL). This study revealed no adverse effects on fetal or pre-weaning development due to FLULAVAL [see Data].

#### Clinical Considerations

*Disease-Associated Maternal and/or Embryo/Fetal Risk:* Pregnant women infected with seasonal influenza are at increased risk of severe illness associated with influenza infection compared with non-pregnant women. Pregnant women with influenza may be at increased risk for adverse pregnancy outcomes, including preterm labor and delivery.

#### Data

*Animal Data:* In a developmental toxicity study, female rats were administered FLULAVAL by intramuscular injection 4 weeks prior to mating, and on gestation Days 6, 8, 11, and 15. The total dose was 0.2 mL at each occasion (a single human dose is 0.5 mL). No adverse effects on pre-weaning development up to post-natal Day 25 were observed. There were no vaccine-related fetal malformations or variations, or vaccine-related effects on female fertility.

### **8.2 Lactation**

#### Risk Summary

It is not known whether FLULAVAL is excreted in human milk. Data are not available to assess the effects of FLULAVAL on the breastfed infant or on milk production/excretion. The developmental and health benefits of breastfeeding should be considered along with the mother's clinical need for FLULAVAL and any potential adverse effects on the breastfed child from FLULAVAL or from the underlying maternal condition. For preventive vaccines, the underlying maternal condition is susceptibility to disease prevented by the vaccine.

### **8.4 Pediatric Use**

Safety and effectiveness of FLULAVAL in children younger than 6 months have not been established.

## 8.5 Geriatric Use

In clinical trials, there were 330 subjects aged 65 years and older who received FLULAVAL; 142 of these subjects were aged 75 years and older. Hemagglutination inhibition antibody responses were lower in geriatric subjects than younger subjects after administration of FLULAVAL. [See *Clinical Studies (14.2)*.] Solicited adverse events were similar in frequency to those reported in younger subjects [see *Adverse Reactions (6.1)*].

## 11 DESCRIPTION

FLULAVAL, Influenza Vaccine, for intramuscular use, is a trivalent, split-virion, inactivated influenza virus vaccine prepared from virus propagated in the allantoic cavity of embryonated hens' eggs. Each of the influenza viruses is produced and purified separately. The virus is inactivated with ultraviolet light treatment followed by formaldehyde treatment, purified by centrifugation, and disrupted with sodium deoxycholate.

FLULAVAL is a sterile, opalescent, translucent to off-white injectable suspension in a phosphate-buffered saline solution that may sediment slightly. The sediment resuspends upon shaking to form a homogeneous suspension.

FLULAVAL has been standardized according to U.S. Public Health Service (USPHS) requirements for the 2024-2025 influenza season and is formulated to contain 45 micrograms (mcg) hemagglutinin (HA) per 0.5-mL dose in the recommended ratio of 15 mcg HA of each of the following 3 strains: A/Victoria/4897/2022 (H1N1) IVR-238, A/Thailand/8/2022 (H3N2) IVR-237, and B/Austria/1359417/2021 BVR-26 (B-Victoria lineage).

FLULAVAL is formulated without preservatives and does not contain thimerosal.

Each 0.5-mL dose may also contain residual amounts of ovalbumin ( $\leq 0.3$  mcg), formaldehyde ( $\leq 25$  mcg), sodium deoxycholate ( $\leq 50$  mcg),  $\alpha$ -tocopheryl hydrogen succinate ( $\leq 240$  mcg), and polysorbate 80 ( $\leq 665$  mcg) from the manufacturing process. Antibiotics are not used in the manufacture of this vaccine.

The tip caps and plungers of the prefilled syringes are not made with natural rubber latex.

## 12 CLINICAL PHARMACOLOGY

### 12.1 Mechanism of Action

Specific levels of hemagglutination inhibition (HI) antibody titer post-vaccination with inactivated influenza virus vaccines have not been correlated with protection from influenza illness but the antibody titers have been used as a measure of vaccine activity. In some human challenge studies, antibody titers of  $\geq 1:40$  have been associated with protection from influenza illness in up to 50% of subjects.<sup>1,2</sup> Antibody against one influenza virus type or subtype confers little or no protection against another virus. Furthermore, antibody to one antigenic variant of influenza virus might not protect against a new antigenic variant of the same type or subtype. Frequent development of

antigenic variants through antigenic drift is the virological basis for seasonal epidemics and the reason for the usual change of one or more new strains in each year's influenza vaccine.

## **13 NONCLINICAL TOXICOLOGY**

### **13.1 Carcinogenesis, Mutagenesis, Impairment of Fertility**

FLULAVAL has not been evaluated for carcinogenic, mutagenic potential, or impairment of fertility in males.

## **14 CLINICAL STUDIES**

The effectiveness of FLULAVAL was demonstrated based on clinical endpoint efficacy data for FLULAVAL QUADRIVALENT (Influenza Vaccine), clinical endpoint efficacy data for FLULAVAL, and on an evaluation of serum HI antibody responses to FLULAVAL and FLULAVAL QUADRIVALENT.

### **14.1 Efficacy against Influenza**

#### Efficacy Trial in Children

The efficacy of FLULAVAL QUADRIVALENT was evaluated in Trial 6, a randomized, observer-blind, non-influenza vaccine-controlled trial conducted in 3 countries in Asia, 3 in Latin America, and 2 in the Middle East/Europe during the 2010-2011 influenza season. Healthy subjects aged 3 through 8 years were randomized (1:1) to receive FLULAVAL QUADRIVALENT (n = 2,584), containing A/California/7/2009 (H1N1), A/Victoria/210/2009 (H3N2), B/Brisbane/60/2008 (Victoria lineage), and B/Florida/4/2006 (Yamagata lineage) influenza strains, or HAVRIX (Hepatitis A Vaccine) (n = 2,584), as a control vaccine. Children with no history of influenza vaccination received 2 doses of FLULAVAL QUADRIVALENT or HAVRIX approximately 28 days apart. Children with a history of influenza vaccination received one dose of FLULAVAL QUADRIVALENT or HAVRIX. In the overall population, 52% were male; 60% were Asian, 5% were white, and 35% were of other racial/ethnic groups. The mean age of subjects was 5 years. Data for FLULAVAL QUADRIVALENT are relevant to FLULAVAL because both vaccines are manufactured using the same process and have overlapping compositions.

Efficacy of FLULAVAL QUADRIVALENT was assessed for the prevention of reverse transcriptase polymerase chain reaction (RT-PCR)-positive influenza A and/or B disease presenting as influenza-like illness (ILI). ILI was defined as a temperature  $\geq 100^{\circ}\text{F}$  in the presence of at least one of the following symptoms on the same day: cough, sore throat, runny nose, or nasal congestion. Subjects with ILI (monitored by passive and active surveillance for approximately 6 months) had nasal and throat swabs collected and tested for influenza A and/or B by RT-PCR. All RT-PCR-positive specimens were further tested in cell culture. Vaccine efficacy was calculated based on the ATP cohort for efficacy (Table 5).

**Table 5. FLULAVAL QUADRIVALENT: Influenza Attack Rates and Vaccine Efficacy against Influenza A and/or B in Children Aged 3 through 8 Years<sup>a</sup> (According-to-Protocol Cohort for Efficacy)**

---

	N <sup>b</sup>	n <sup>c</sup>	Influenza Attack Rate % (n/N)	Vaccine Efficacy % (CI)
<b>All RT-PCR-Positive Influenza</b>				
FLULAVAL QUADRIVALENT	2,379	58	2.4	55.4 <sup>d</sup> (95% CI: 39.1, 67.3)
HAVRIX <sup>e</sup>	2,398	128	5.3	-
<b>All Culture-Confirmed Influenza<sup>f</sup></b>				
FLULAVAL QUADRIVALENT	2,379	50	2.1	55.9 (97.5% CI: 35.4, 69.9)
HAVRIX <sup>e</sup>	2,398	112	4.7	-
<b>Antigenically Matched Culture-Confirmed Influenza</b>				
FLULAVAL QUADRIVALENT	2,379	31	1.3	45.1 <sup>g</sup> (97.5% CI: 9.3, 66.8)
HAVRIX <sup>e</sup>	2,398	56	2.3	-

CI = Confidence Interval; RT-PCR = Reverse transcriptase polymerase chain reaction.

<sup>a</sup> Trial 6: NCT01218308.

<sup>b</sup> According-to-protocol cohort for efficacy included subjects who met all eligibility criteria, were successfully contacted at least once post-vaccination, and complied with the protocol-specified efficacy criteria.

<sup>c</sup> Number of influenza cases.

<sup>d</sup> Vaccine efficacy for FLULAVAL QUADRIVALENT met the pre-defined criterion of >30% for the lower limit of the 2-sided 95% CI.

<sup>e</sup> Hepatitis A Vaccine used as a control vaccine.

<sup>f</sup> Of 162 culture-confirmed influenza cases, 108 (67%) were antigenically typed (87 matched; 21 unmatched); 54 (33%) could not be antigenically typed [but were typed by RT-PCR and nucleic acid sequence analysis: 5 cases A (H1N1) (5 with HAVRIX), 47 cases A (H3N2) (10 with FLULAVAL QUADRIVALENT; 37 with HAVRIX), and 2 cases B Victoria (2 with HAVRIX)].

<sup>g</sup> Since only 67% of cases could be typed, the clinical significance of this result is unknown.

In an exploratory analysis by age, vaccine efficacy against RT-PCR-positive influenza A and/or B disease presenting as ILI was evaluated in subjects aged 3 through 4 years and 5 through 8 years; vaccine efficacy was 35.3% (95% CI: -1.3, 58.6) and 67.7% (95% CI: 49.7, 79.2), respectively. As the trial lacked statistical power to evaluate efficacy within age subgroups, the clinical significance of these results is unknown.

As a secondary objective in the trial, subjects with RT-PCR-positive influenza A and/or B were prospectively classified based on the presence of adverse outcomes that have been associated with influenza infection (defined as fever >102.2°F/39.0°C, physician-verified shortness of breath, pneumonia, wheezing, bronchitis, bronchiolitis, pulmonary congestion, croup and/or acute otitis media, and/or physician-diagnosed serious extra-pulmonary complications, including myositis, encephalitis, seizure and/or myocarditis).

The risk reduction of fever >102.2°F/39.0°C associated with RT-PCR-positive influenza was 71.0% (95% CI: 44.8, 84.8) based on the ATP cohort for efficacy [FLULAVAL QUADRIVALENT (n = 12/2,379); HAVRIX (n = 41/2,398)]. The other pre-specified adverse outcomes had too few cases to calculate a risk reduction. The incidence of

these adverse outcomes is presented in Table 6.

**Table 6. FLULAVAL QUADRIVALENT: Incidence of Adverse Outcomes Associated with RT-PCR-Positive Influenza in Children Aged 3 through 8 Years<sup>a</sup> (Total Vaccinated Cohort)<sup>b</sup>**

Adverse Outcome <sup>d</sup>	FLULAVAL QUADRIVALENT n = 2,584			HAVRIX <sup>c</sup> n = 2,584		
	Number of Events	Number of Subjects <sup>e</sup>	%	Number of Events	Number of Subjects <sup>e</sup>	%
Fever >102.2°F/39.0°C	16 <sup>f</sup>	15	0.6	51 <sup>f</sup>	50	1.9
Shortness of breath	0	0	0	5	5	0.2
Pneumonia	0	0	0	3	3	0.1
Wheezing	1	1	0	1	1	0
Bronchitis	1	1	0	1	1	0
Pulmonary congestion	0	0	0	1	1	0
Acute otitis media	0	0	0	1	1	0
Bronchiolitis	0	0	0	0	0	0
Croup	0	0	0	0	0	0
Encephalitis	0	0	0	0	0	0
Myocarditis	0	0	0	0	0	0
Myositis	0	0	0	0	0	0
Seizure	0	0	0	0	0	0

<sup>a</sup> Trial 6: NCT01218308.

<sup>b</sup> Total vaccinated cohort included all vaccinated subjects for whom data were available.

<sup>c</sup> Hepatitis A Vaccine used as a control vaccine.

<sup>d</sup> In subjects who presented with more than one adverse outcome, each outcome was counted in the respective category.

<sup>e</sup> Number of subjects presenting with at least one event in each group.

<sup>f</sup> One subject in each group had sequential influenza due to influenza type A and type B viruses.

### Efficacy Trial in Adults

The efficacy of FLULAVAL was evaluated in a randomized, double-blind, placebo-controlled trial conducted in the United States during the 2005-2006 and 2006-2007 influenza seasons (Trial 3). Efficacy of FLULAVAL was defined as the prevention of culture-confirmed influenza A and/or B cases, for vaccine antigenically matched strains, compared with placebo. Healthy subjects aged 18 through 49 years were randomized (1:1); a total of 3,783 subjects received FLULAVAL and 3,828 subjects received placebo [see *Adverse Reactions (6.1)*]. Subjects were monitored for influenza-like illnesses (ILI) starting 2 weeks post-vaccination and for duration of approximately 7 months thereafter. Culture-confirmed influenza was assessed by active and passive surveillance of ILI. Influenza-like illness was defined as illness sufficiently severe to limit daily activity

and including cough, and at least one of the following: Fever >99.9°F, nasal congestion or runny nose, sore throat, muscle aches or arthralgia, headache, feverishness or chills. After an episode of ILI, nose and throat swab samples were collected for analysis; attack rates and vaccine efficacy were calculated using the per protocol cohort (Table 7). Of note, the 1.2% attack rate in the placebo group for culture-confirmed, antigenically matched strains was lower than expected, contributing to a wide confidence interval for the estimate of vaccine efficacy.

**Table 7. FLULAVAL: Influenza Attack Rates and Vaccine Efficacy against Culture-Confirmed Influenza in Adults Aged 18 through 49 Years<sup>a</sup> (Per Protocol Cohort)**

			<b>Influenza Attack Rates</b>	<b>Vaccine Efficacy</b>	
	<b>N<sup>b</sup></b>	<b>n<sup>c</sup></b>	<b>% (n/N)</b>	<b>%</b>	<b>97.5% CI Lower Limit</b>
<b>Antigenically Matched Strains</b>					
FLULAVAL	3,714	23	0.6	46.3	9.8 <sup>d</sup>
Placebo	3,768	45	1.2	-	-
<b>All Culture-Confirmed Influenza (Matched, Unmatched, and Untyped)</b>					
FLULAVAL	3,714	30	0.8	49.3	20.3
Placebo	3,768	60	1.6	-	-

CI = Confidence Interval.

<sup>a</sup> Trial 3: NCT00216242.

<sup>b</sup> Per Protocol Cohort for efficacy included subjects with no protocol deviations considered to compromise efficacy data.

<sup>c</sup> Number of influenza cases.

<sup>d</sup> Lower limit of the one-sided 97.5% CI for vaccine efficacy against influenza due to antigenically matched strains was less than the pre-defined success criterion of  $\geq 35\%$ .

## 14.2 Immunological Evaluation

### Adults

Trial 1 was a randomized, blinded, active-controlled U.S. trial performed in healthy adults aged 18 through 64 years (N = 1,000). A total of 721 subjects received FLULAVAL, and 279 received a U.S.-licensed trivalent, inactivated influenza vaccine, FLUZONE (manufactured by Sanofi Pasteur Inc.), intramuscularly; 959 subjects had complete serological data and no major protocol deviations [see *Adverse Reactions(6.1)*].

Analyses of immunogenicity (Table 8) were performed for each hemagglutinin (HA) antigen contained in the vaccine: 1) assessment of the lower bounds of 2-sided 95% confidence intervals for the proportion of subjects with HI antibody titers of  $\geq 1:40$  after vaccination, and 2) assessment of the lower bounds of 2-sided 95% confidence intervals for rates of seroconversion (defined as a 4-fold increase in post-vaccination HI antibody titer from pre-vaccination titer  $\geq 1:10$ , or an increase in titer from  $< 1:10$  to  $\geq 1:40$ ). The pre-specified success criteria for HI titer  $\geq 1:40$  was 70% and for seroconversion rate was 40%. The lower limit of the 2-sided 95% CI for the percentage of subjects who achieved an HI titer of  $\geq 1:40$  exceeded the pre-defined criteria for the A strains. The lower limit of the 2-sided 95% CI for the percentage of subjects who achieved



seroconversion exceeded the pre-defined criteria for all 3 strains.

**Table 8. Immune Responses to Each Antigen 21 Days after Vaccination with FLULAVAL<sup>a</sup> in Adults Aged 18 through 64 Years (Per Protocol Cohort)<sup>b</sup>**

	FLULAVAL N = 692 % of Subjects (95% CI)	
	Pre-Vaccination	Post-Vaccination
<b>HI titers <math>\geq</math>1:40<sup>c</sup></b>		
A/New Caledonia/20/99 (H1N1)	24.6	96.5 (94.9, 97.8)
A/Wyoming/03/03 (H3N2)	58.7	98.7 (97.6, 99.4)
B/Jiangsu/10/03	5.4	62.9 (59.1, 66.5)
<b>Seroconversion<sup>d,e</sup> to:</b>		
A/New Caledonia/20/99 (H1N1)	85.6 (82.7, 88.1)	
A/Wyoming/03/03 (H3N2)	79.3 (76.1, 82.3)	
B/Jiangsu/10/03	58.4 (54.6, 62.1)	

HI = hemagglutination inhibition; CI = Confidence Interval.

<sup>a</sup> Results obtained following vaccination with FLULAVAL manufactured for the 2004–2005 season.

<sup>b</sup> Per Protocol Cohort for immunogenicity included subjects with complete pre- and post-dose HI titer data and no major protocol deviations.

<sup>c</sup> The pre-specified success criteria for HI titer  $\geq$ 1:40 was 70%.

<sup>d</sup> Seroconversion defined as a 4- fold increase in post-vaccination HI antibody titers from pre-vaccination titer  $\geq$ 1:10, or an increase in titer from  $<$ 1:10 to  $\geq$ 1:40.

<sup>e</sup> The pre-specified success criteria for seroconversion rate was 40%.

*Trial 2 (Immunogenicity Non-Inferiority):* In a randomized, double-blind, active-controlled U.S. trial, immunological non-inferiority of FLULAVAL was compared with a U.S.-licensed trivalent, inactivated influenza vaccine, FLUZONE, manufactured by Sanofi Pasteur Inc. A total of 1,225 adults aged 50 years and older in stable health were randomized to receive FLULAVAL or the comparator vaccine intramuscularly [see *Adverse Reactions (6.1)*].

Analyses of immunogenicity were performed for each HA antigen contained in the vaccines: 1) assessment of the lower bounds of 2-sided 95% confidence intervals for the geometric mean antibody titer (GMT) ratio (FLULAVAL/comparator), and 2) assessment of the lower bounds of 2-sided 95% confidence intervals for seroconversion rates (defined as a 4-fold increase in post-vaccination HI antibody titer from pre-vaccination titer  $\geq$ 1:10, or an increase in titer from  $<$ 1:10 to  $\geq$ 1:40). Non-inferiority of FLULAVAL to the comparator vaccine was established for all 6 co-primary endpoints (Table 9). Within each age stratum, immunogenicity results were similar between the groups.

**Table 9. Immune Responses to Each Antigen 21 Days after Vaccination with FLULAVAL Versus Comparator Influenza Vaccine in Adults Aged 50 Years and Older<sup>a</sup> (Per Protocol Cohort)<sup>b</sup>**

	Active	
--	--------	--

	<b>FLULAVAL n = 592</b>	<b>Comparator<sup>c</sup> n = 595</b>	
<b>GMTs Against</b>	<b>GMT (95% CI)</b>	<b>GMT (95% CI)</b>	<b>GMT Ratio<sup>d</sup> (95% CI)</b>
A/New Caledonia/20/99 (H1N1)	113.4 (104.7, 122.8)	110.2 (101.8, 119.3)	1.03 (0.92, 1.15)
A/New York/55/04 (H3N2)	223.9 (199.5, 251.3)	214.6 (191.3, 240.7)	1.04 (0.89, 1.23)
B/Jiangsu/10/03	82.3 (74.7, 90.6)	97.1 (88.2, 106.8)	0.85 (0.74, 0.97)
<b>Seroconversion<sup>e</sup> to:</b>	<b>% of Subjects (95% CI)</b>	<b>% of Subjects (95% CI)</b>	<b>Difference in Seroconversion Rates<sup>f</sup> (95% CI)</b>
A/New Caledonia/20/99 (H1N1)	34 (30.0, 37.6)	32 (28.3, 35.9)	2 (-3.7, 7.0)
A/New York/55/04 (H3N2)	83 (80.3, 86.3)	82 (78.4, 84.6)	1 (-2.6, 6.1)
B/Jiangsu/10/03	53 (49.0, 57.1)	56 (51.6, 59.6)	-3 (-8.3, 3.1)

GMT = Geometric mean antibody titer; CI = Confidence Interval.

<sup>a</sup> Results obtained following vaccination with influenza vaccines manufactured for the 2005-2006 season.

<sup>b</sup> Per Protocol Cohort for immunogenicity included subjects with complete pre- and post-dose HI titer data and no major protocol deviations.

<sup>c</sup> U.S.-licensed trivalent, inactivated influenza vaccine (manufactured by Sanofi Pasteur Inc.).

<sup>d</sup> FLULAVAL met non-inferiority criteria based on GMTs (lower limit of 2-sided 95% CI for GMT ratio [FLULAVAL/comparator vaccine]  $\geq 0.67$ ).

<sup>e</sup> Seroconversion defined as a 4-fold increase in post-vaccination HI antibody titer from pre-vaccination titer  $\geq 1:10$ , or an increase in titer from  $<1:10$  to  $\geq 1:40$ .

<sup>f</sup> FLULAVAL met non-inferiority criteria based on seroconversion rates (lower limit of 2-sided 95% CI for difference of FLULAVAL minus the comparator vaccine  $\geq -10\%$ ).

## Children

In Trial 4, the immune response of FLULAVAL (n = 987) was compared to FLUZONE, a U.S.-licensed trivalent, inactivated influenza vaccine (n = 979), manufactured by Sanofi Pasteur Inc., in an observer-blind, randomized trial in children aged 3 through 17 years. The immune responses to each of the antigens contained in FLULAVAL formulated for the 2009-2010 season were evaluated in sera obtained after one or 2 doses of FLULAVAL and were compared with those following the comparator influenza vaccine [see *Adverse Reactions (6.1)*].

The non-inferiority endpoints were GMTs adjusted for baseline, and the percentage of subjects who achieved seroconversion, defined as at least a 4-fold increase in serum HI titer over baseline to  $\geq 1:40$ , following vaccination, performed on the According-to-Protocol (ATP) cohort. FLULAVAL was non-inferior to the comparator

influenza for all strains based on adjusted GMTs and seroconversion rates (Table 10).

**Table 10. Immune Responses to Each Antigen 28 Days after Last Vaccination with FLULAVAL Versus Comparator Influenza Vaccine in Children Aged 3 through 17 Years<sup>a</sup> (According-to-Protocol Cohort for Immunogenicity)<sup>b</sup>**

	<b>FLULAVAL</b>	<b>Active Comparator<sup>c</sup></b>	
<b>GMTs Against</b>	<b>n = 987 (95% CI)</b>	<b>n = 979 (95% CI)</b>	<b>GMT Ratio<sup>d</sup> (95% CI)</b>
A/Brisbane (H1N1)	320.9 (298.3, 345.2)	329.4 (306.8, 353.7)	1.03 (0.94, 1.13)
A/Uruguay (H3N2)	414.7 (386.5, 444.9)	451.9 (423.8, 481.8)	1.05 (0.96, 1.13)
B/Brisbane	213.7 (198.5, 230.1)	200.2 (186.1, 215.3)	0.93 (0.85, 1.02)
<b>Seroconversion<sup>e</sup> to:</b>	<b>n = 987 % (95% CI)</b>	<b>n = 978 % (95% CI)</b>	<b>Difference in Seroconversion Rate<sup>f</sup> (95% CI)</b>
A/Brisbane (H1N1)	59.8 (56.6, 62.9)	58.2 (55.0, 61.3)	-1.6 (-5.9, 2.8)
A/Uruguay (H3N2)	68.2 (65.2, 71.1)	66.2 (63.1, 69.1)	-2.0 (-6.1, 2.1)
B/Brisbane	81.1 (78.5, 83.5)	78.6 (75.9, 81.2)	-2.4 (-6.0, 1.1)

GMT = Geometric mean antibody titer; CI = Confidence Interval.

<sup>a</sup> Results obtained following vaccination with influenza vaccines formulated for the 2009-2010 season.

<sup>b</sup> According-to-protocol cohort for immunogenicity included all evaluable subjects for whom assay results were available after vaccination for at least one trial vaccine antigen.

<sup>c</sup> U.S.-licensed trivalent, inactivated influenza vaccine (Sanofi Pasteur Inc.).

<sup>d</sup> FLULAVAL met non-inferiority criteria based on GMTs (upper limit of 2-sided 95% CI for GMT ratio [comparator vaccine/FLULAVAL]  $\leq 1.5$ ).

<sup>e</sup> Seroconversion defined as a 4-fold increase in post-vaccination HI antibody titer from pre-vaccination titer  $\geq 1:10$ , or an increase in titer from  $<1:10$  to  $\geq 1:40$ .

<sup>f</sup> FLULAVAL met non-inferiority criteria based on seroconversion rates (upper limit of 2-sided 95% CI for difference of the comparator vaccine minus FLULAVAL  $\leq 10\%$ ).

Trial 5 was a randomized, observer-blind, active-controlled trial in children aged 6 through 35 months which was conducted in the United States and Mexico. In this trial, subjects received 0.5 mL of FLULAVAL QUADRIVALENT containing 15 mcg HA of each of the four influenza strains included in the vaccine (n = 1,207); or 0.25 mL of control vaccine FLUZONE QUADRIVALENT (Influenza Vaccine) containing 7.5 mcg HA of each of the four influenza strains included in the vaccine (n = 1,217) [see Adverse Reactions (6.1)].

Immune responses, specifically HI antibody titers to each virus strain in the vaccine, were evaluated in sera obtained 28 days following completion of vaccination regimen. Previously vaccinated children received one dose and previously unvaccinated children (i.e., unprimed individuals) received 2 doses 4 weeks apart of FLULAVAL QUADRIVALENT or the comparator. The immunogenicity endpoints were GMTs adjusted for baseline, and the percentage of subjects who achieved seroconversion, defined as a pre-vaccination HI titer of <1:10 with a post-vaccination titer  $\geq$ 1:40 or at least a 4-fold increase in serum HI titer over baseline to  $\geq$ 1:40, following vaccination, performed on the ATP cohort. FLULAVAL QUADRIVALENT was non-inferior to the comparator for all 4 vaccine strains based on adjusted GMTs and seroconversion rates (Table 11).

**Table 11. Non-inferiority of FLULAVAL QUADRIVALENT Relative to Comparator Quadrivalent Influenza Vaccine at 28 Days Post-Vaccination in Children Aged 6 through 35 Months<sup>a</sup> (According-to-Protocol Cohort for Immunogenicity)<sup>b</sup>**

	<b>FLULAVAL QUADRIVALENT<sup>c</sup></b>	<b>Active Comparator<sup>d</sup></b>
<b>Adjusted Geometric Mean Titers Against</b>	<b>n = 972-974</b>	<b>n = 980</b>
A/California/07/2009 (H1N1)	99.6 <sup>e</sup>	85.1
A/Texas/50/2012 (H3N2)	99.8 <sup>e</sup>	84.6
B/Massachusetts/02/2012 (Yamagata lineage)	258.1 <sup>e</sup>	167.3
B/Brisbane/60/2008 (Victoria lineage)	54.5 <sup>e</sup>	33.7
	<b>n = 972-974</b>	<b>n = 980</b>
<b>Seroconversion<sup>f</sup> to:</b>	<b>% (95% CI)</b>	<b>% (95% CI)</b>
A/California/07/2009 (H1N1)	73.7 <sup>e</sup> (70.8, 76.4)	67.3 (64.3, 70.3)
A/Texas/50/2012 (H3N2)	76.1 <sup>e</sup> (73.3, 78.8)	69.4 (66.4, 72.3)
B/Massachusetts/02/2012 (Yamagata lineage)	85.5 <sup>e</sup> (83.2, 87.7)	73.8 (70.9, 76.5)
B/Brisbane/60/2008 (Victoria lineage)	64.9 <sup>e</sup> (61.8, 67.9)	48.5 (45.3, 51.6)

CI = Confidence Interval.

<sup>a</sup> Trial 5: NCT02242643.

<sup>b</sup> According-to-protocol cohort for immunogenicity included all evaluable subjects for whom assay results were available after vaccination for at least one trial vaccine antigen.

<sup>c</sup> A 0.5-mL dose containing 15 mcg each of A/California/07/2009 (H1N1), A/Texas/50/2012 (H3N2), B/Massachusetts/02/2012 (Yamagata lineage), and B/Brisbane/60/2008 (Victoria lineage).

<sup>d</sup> A 0.25-mL dose of U.S.-licensed quadrivalent, inactivated influenza vaccine (manufactured by Sanofi Pasteur Inc.) containing 7.5 mcg each of

A/California/07/2009 (H1N1), A/Texas/50/2012 (H3N2), B/Massachusetts/02/2012 (Yamagata lineage), and B/Brisbane/60/2008 (Victoria lineage).

<sup>e</sup> Non- inferior to the comparator vaccine based on adjusted GMTs [upper limit of the 2-sided 95% CI for the GMT ratio (comparator/FLULAVAL QUADRIVALENT)  $\leq 1.5$ ] and seroconversion rates (upper limit of the 2- sided 95% CI on difference of comparator vaccine minus FLULAVAL QUADRIVALENT  $\leq 10\%$ ).

<sup>f</sup> Seroconversion defined as a 4- fold increase in post-vaccination antibody titer from pre-vaccination titer  $\geq 1:10$ , or an increase in titer from  $< 1:10$  to  $\geq 1:40$ .

## 15 REFERENCES

1. Hannoun C, Megas F, Piercy J. Immunogenicity and protective efficacy of influenza vaccination. *Virus Res* 2004;103:133-138.
2. Hobson D, Curry RL, Beare AS, et al. The role of serum haemagglutination-inhibiting antibody in protection against challenge infection with influenza A2 and B viruses. *J Hyg Camb* 1972;70:767-777.

## 16 HOW SUPPLIED/STORAGE AND HANDLING

FLULAVAL is available in 0.5-mL single-dose, disposable, prefilled TIP-LOK syringes (Luer Lock syringes) packaged without needles. TIP-LOK syringes are to be used with Luer Lock compatible needles. The tip cap and rubber plunger stopper of the prefilled syringe are not made with natural rubber latex.

NDC 19515-810-41 Syringe in Package of 10: NDC 19515-810-52

Store refrigerated between 2° and 8°C (36° and 46°F). Do not freeze. Discard if the vaccine has been frozen. Store in the original package to protect from light.

## 17 PATIENT COUNSELING INFORMATION

Provide the following information to the vaccine recipient or guardian:

- Inform of the potential benefits and risks of immunization with FLULAVAL.
- Educate regarding potential side effects, emphasizing that: (1) FLULAVAL contains non-infectious killed viruses and cannot cause influenza, and (2) FLULAVAL is intended to provide protection against illness due to influenza viruses only, and cannot provide protection against all respiratory illness.
- Give the Vaccine Information Statements, which are required by the National Childhood Vaccine Injury Act of 1986 prior to each immunization. These materials are available free of charge at the Centers for Disease Control and Prevention (CDC) website ([www.cdc.gov/vaccines](http://www.cdc.gov/vaccines)).
- Instruct that annual revaccination is recommended.

FLULAVAL, TIP-LOK, and HAVRIX are trademarks owned by or licensed to the GSK group of companies. The other brands listed are trademarks owned by or licensed to their respective owners and are not owned by or licensed to the GSK group of companies. The makers of these brands are not affiliated with and do not endorse the GSK group of companies or its products.

Manufactured by **ID Biomedical Corporation of Quebec**

Quebec City, QC, Canada, U.S. License 1739

Distributed by **GlaxoSmithKline**

Durham, NC 27701

©2024 the GSK group of companies. All rights reserved.

FLV:17PI

**Principal Display Panel**

**NDC 19515-810-52**

**FLULAVAL**

**Influenza Vaccine**

**2024/2025 Formula**

**Rx only**

**For 6 Months of Age and Older**

10 Disposable Single-Dose Prefilled TIP-LOK Syringes each containing **one 0.5-mL dose**

TIP-LOK syringes to be used with Luer Lock compatible needles

NEEDLES NOT INCLUDED

**GSK**

**Flulaval**

Made in Canada


2024 GSK group of companies or its licensor.

Rev. 3/24

518567

**2024/2025  
Formula**

NDC 19515-810-52  
**Rx only**





**Influenza Vaccine  
FLULAVAL**

**For 6 Months of Age  
and Older**

10 Disposable Single-Dose  
Prefilled TIP-LOK  
Syringes each containing  
**one 0.5-mL dose**

TIP-LOK syringes to be used with Luer Lock  
compatible needles  
NEEDLES NOT INCLUDED

## FLULAVAL 2024/2025

influenza virus vaccine suspension

### Product Information

<b>Product Type</b>	VACCINE	<b>Item Code (Source)</b>	NDC:19515-810
<b>Route of Administration</b>	INTRAMUSCULAR		

### Active Ingredient/Active Moiety

Ingredient Name	Basis of Strength	Strength
<b>INFLUENZA A VIRUS A/VICTORIA/4897/2022 IVR-238 (H1N1) ANTIGEN (UV, FORMALDEHYDE INACTIVATED)</b> (UNII: A5PTS27URJ) (INFLUENZA A VIRUS A/VICTORIA/4897/2022 IVR-238 (H1N1))	INFLUENZA A VIRUS A/VICTORIA/4897/2022 IVR-238 (H1N1) HEMAGGLUTININ ANTIGEN	15 ug in 0.5 mL

HEMAGGLUTININ ANTIGEN (UV, FORMALDEHYDE INACTIVATED) - UNII:9HA5C4XL36)	(UV, FORMALDEHYDE INACTIVATED)	11 0.5 mL
<b>INFLUENZA A VIRUS A/THAILAND/8/2022 IVR-237 ANTIGEN (UV, FORMALDEHYDE INACTIVATED)</b> (UNII: BJ5KGE8QEP) (INFLUENZA A VIRUS A/THAILAND/8/2022 IVR-237 HEMAGGLUTININ ANTIGEN (UV, FORMALDEHYDE INACTIVATED) - UNII:G7SZS48WJX)	INFLUENZA A VIRUS A/THAILAND/8/2022 IVR-237 HEMAGGLUTININ ANTIGEN (UV, FORMALDEHYDE INACTIVATED)	15 ug in 0.5 mL
<b>INFLUENZA B VIRUS B/AUSTRIA/1359417/2021 BVR-26 ANTIGEN (UV, FORMALDEHYDE INACTIVATED)</b> (UNII: TBV2PPG6EF) (INFLUENZA B VIRUS B/AUSTRIA/1359417/2021 BVR-26 HEMAGGLUTININ ANTIGEN (UV, FORMALDEHYDE INACTIVATED) - UNII:28EAH8253X)	INFLUENZA B VIRUS B/AUSTRIA/1359417/2021 BVR-26 HEMAGGLUTININ ANTIGEN (UV, FORMALDEHYDE INACTIVATED)	15 ug in 0.5 mL

### Inactive Ingredients

Ingredient Name	Strength
<b>SODIUM CHLORIDE</b> (UNII: 451W47IQ8X)	
<b>SODIUM PHOSPHATE, DIBASIC, HEPTAHYDRATE</b> (UNII: 70WT22SF4B)	
<b>POTASSIUM PHOSPHATE, MONOBASIC</b> (UNII: 4J9FJ0HL51)	
<b>POTASSIUM CHLORIDE</b> (UNII: 660YQ98I10)	
<b>.ALPHA.-TOCOPHEROL SUCCINATE, D-</b> (UNII: LU4B53JYVE)	
<b>POLYSORBATE 80</b> (UNII: 6OZP39ZG8H)	
<b>WATER</b> (UNII: 059QF0KO0R)	

### Packaging

#	Item Code	Package Description	Marketing Start Date	Marketing End Date
1	NDC:19515-810-52	10 in 1 CARTON		
1	NDC:19515-810-41	0.5 mL in 1 SYRINGE; Type 2: Prefilled Drug Delivery Device/System (syringe, patch, etc.)		

### Marketing Information

Marketing Category	Application Number or Monograph Citation	Marketing Start Date	Marketing End Date
BLA	BLA125163	07/01/2024	06/30/2025

**Labeler** - ID Biomedical Corporation of Quebec (243368284)

Revised: 7/2024

ID Biomedical Corporation of Quebec