

**CLONIDINE HYDROCHLORIDE - clonidine hydrochloride tablet**  
**Dispensing Solutions, Inc.**

-----  
**CLONIDINE HYDROCHLORIDE TABLETS, USP**

**Rx only**

Oral Antihypertensive  
Tablets of 0.1, 0.2 and 0.3 mg

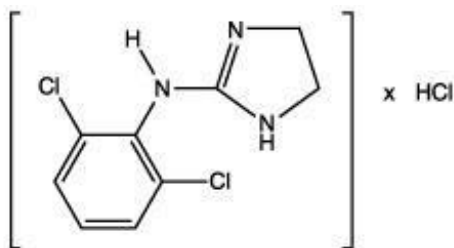
**Prescribing Information**

**DESCRIPTION**

Clonidine hydrochloride, USP is a centrally acting alpha-agonist hypotensive agent available as tablets for oral administration in three dosage strengths: 0.1 mg, 0.2 mg and 0.3 mg. The 0.1 mg tablet is equivalent to 0.087 mg of the free base.

The inactive ingredients are dibasic calcium phosphate, FD&C Yellow #6 aluminum lake, lactose monohydrate, magnesium stearate, microcrystalline cellulose, sodium lauryl sulfate, sodium starch glycolate. The clonidine hydrochloride 0.1 mg tablet also contains FD&C Blue #1 aluminum lake and FD&C Red #40 aluminum lake.

Clonidine hydrochloride is an imidazoline derivative and exists as a mesomeric compound. The chemical name is 2-(2,6-dichlorophenylamino)-2-imidazoline hydrochloride. The following is the structural formula:



$C_9H_9Cl_2N_3 \cdot HCl$

Mol. Wt. 266.56

Clonidine hydrochloride is an odorless, bitter, white, crystalline substance soluble in water and alcohol.

**CLINICAL PHARMACOLOGY**

Clonidine stimulates alpha-adrenoreceptors in the brain stem. This action results in reduced sympathetic outflow from the central nervous system and in decreases in peripheral resistance, renal vascular resistance, heart rate, and blood pressure. Clonidine hydrochloride tablets act relatively rapidly. The patient's blood pressure declines within 30 to 60 minutes after an oral dose, the maximum decrease occurring within 2 to 4 hours. Renal blood flow and glomerular filtration rate remain essentially unchanged. Normal postural reflexes are intact; therefore, orthostatic symptoms are mild and infrequent.

Acute studies with clonidine hydrochloride in humans have demonstrated a moderate reduction (15% to 20%) of cardiac output in the supine position with no change in the peripheral resistance: at a 45° tilt there is a smaller reduction in cardiac output and a decrease of peripheral resistance. During long-term therapy, cardiac output tends to return to control values, while peripheral resistance remains decreased.

Slowing of the pulse rate has been observed in most patients given clonidine, but the drug does not alter normal hemodynamic response to exercise.

Tolerance to the antihypertensive effect may develop in some patients, necessitating a re-evaluation of therapy.

Other studies in patients have provided evidence of a reduction in plasma renin activity and in the excretion of aldosterone and catecholamines. The exact relationship of these pharmacologic actions to the antihypertensive effect of clonidine has not been fully elucidated.

Clonidine acutely stimulates growth hormone release in both children and adults, but does not produce a chronic elevation of growth hormone with long-term use.

### **Pharmacokinetics**

The plasma level of clonidine peaks in approximately 3 to 5 hours and the plasma half-life ranges from 12 to 16 hours. The half-life increases up to 41 hours in patients with severe impairment of renal function. Following oral administration about 40–60% of the absorbed dose is recovered in the urine as unchanged drug in 24 hours. About 50% of the absorbed dose is metabolized in the liver. Neither food nor the race of the patient influence the pharmacokinetics of clonidine.

### **INDICATIONS AND USAGE**

Clonidine hydrochloride tablets, USP are indicated in the treatment of hypertension. Clonidine hydrochloride tablets, USP may be employed alone or concomitantly with other antihypertensive agents.

### **CONTRAINDICATIONS**

Clonidine hydrochloride tablets should not be used in patients with known hypersensitivity to clonidine (see **PRECAUTIONS**).

### **WARNINGS**

#### **Withdrawal**

Patients should be instructed not to discontinue therapy without consulting their physician. Sudden cessation of clonidine treatment has, in some cases, resulted in symptoms such as nervousness, agitation, headache, and tremor accompanied or followed by a rapid rise in blood pressure and elevated catecholamine concentrations in the plasma. The likelihood of such reactions to discontinuation of clonidine therapy appears to be greater after administration of higher doses or continuation of concomitant beta-blocker treatment and special caution is therefore advised in these situations. Rare instances of hypertensive encephalopathy, cerebrovascular accidents and death have been reported after clonidine withdrawal. When discontinuing therapy with clonidine hydrochloride tablets, the physician should reduce the dose gradually over 2 to 4 days to avoid withdrawal symptomatology.

An excessive rise in blood pressure following discontinuation of clonidine hydrochloride tablets therapy can be reversed by administration of oral clonidine hydrochloride or by intravenous phentolamine. If therapy is to be discontinued in patients receiving a beta-blocker and clonidine concurrently, the beta-blocker should be withdrawn several days before the gradual discontinuation of clonidine hydrochloride tablets.

**Because children commonly have gastrointestinal illnesses that lead to vomiting, they may be particularly susceptible to hypertensive episodes resulting from abrupt inability to take medication.**

### **PRECAUTIONS**

## **General**

In patients who have developed localized contact sensitization to clonidine transdermal system, continuation of clonidine transdermal system or substitution of oral clonidine hydrochloride therapy may be associated with the development of a generalized skin rash.

In patients who develop an allergic reaction from clonidine transdermal system, substitution of oral clonidine hydrochloride may also elicit an allergic reaction (including generalized rash, urticaria, or angioedema).

Clonidine hydrochloride tablets should be used with caution in patients with severe coronary insufficiency, conduction disturbances, recent myocardial infarction, cerebrovascular disease or chronic renal failure.

## **Perioperative Use**

Administration of clonidine hydrochloride tablets should be continued to within four hours of surgery and resumed as soon as possible thereafter. Blood pressure should be carefully monitored during surgery and additional measures to control blood pressure should be available if required.

## **Information for Patients**

Patients should be cautioned against interruption of clonidine hydrochloride tablets therapy without their physician's advice.

Patients who engage in potentially hazardous activities, such as operating machinery or driving, should be advised of a possible sedative effect of clonidine. They should also be informed that this sedative effect may be increased by concomitant use of alcohol, barbiturates, or other sedating drugs.

Patients who wear contact lenses should be cautioned that treatment with clonidine hydrochloride tablets may cause dryness of eyes.

## **Drug Interactions**

Clonidine may potentiate the CNS-depressive effects of alcohol, barbiturates or other sedating drugs. If a patient receiving clonidine hydrochloride is also taking tricyclic antidepressants, the hypotensive effect of clonidine may be reduced, necessitating an increase in the clonidine dose.

Monitor heart rate in patients receiving clonidine concomitantly with agents known to affect sinus node function or AV nodal conduction, e.g., digitalis, calcium channel blockers, and beta-blockers. Sinus bradycardia resulting in hospitalization and pacemaker insertion has been reported in association with the use of clonidine concomitantly with diltiazem or verapamil.

Amitriptyline in combination with clonidine enhances the manifestation of corneal lesions in rats (see **Toxicology**).

## **Toxicology**

In several studies with oral clonidine hydrochloride, a dose-dependent increase in the incidence and severity of spontaneous retinal degeneration was seen in albino rats treated for six months or longer. Tissue distribution studies in dogs and monkeys showed a concentration of clonidine in the choroid.

In view of the retinal degeneration seen in rats, eye examinations were performed during clinical trials in 908 patients before, and periodically after, the start of clonidine therapy. In 353 of these 908 patients, the eye examinations were carried out over periods of 24 months or longer. Except for some dryness of the eyes, no drug-related abnormal ophthalmological findings were recorded and, according to specialized tests such as electroretinography and macular dazzle, retinal function was unchanged.

In combination with amitriptyline, clonidine hydrochloride administration led to the development of corneal lesions in rats within 5 days.

## **Carcinogenesis, Mutagenesis, Impairment of Fertility**

Chronic dietary administration of clonidine was not carcinogenic to rats (132 weeks) or mice (78 weeks) dosed, respectively, at up to 46 or 70 times the maximum recommended daily human dose as mg/kg (9 or 6 times the MRDHD on a mg/m<sup>2</sup> basis). There was no evidence of genotoxicity in the Ames test for mutagenicity or mouse micronucleus test for clastogenicity.

Fertility of male or female rats was unaffected by clonidine doses as high as 150 mcg/kg (approximately 3 times MRDHD). In a separate experiment, fertility of female rats appeared to be affected at dose levels of 500 to 2000 mcg/kg (10 to 40 times the oral MRDHD on a mg/kg basis; 2 to 8 times the MRDHD on a mg/m<sup>2</sup> basis).

## **Pregnancy**

### **Teratogenic Effects:**

#### *Pregnancy Category C.*

Reproduction studies performed in rabbits at doses up to approximately 3 times the oral maximum recommended daily human dose (MRDHD) of clonidine hydrochloride tablets produced no evidence of a teratogenic or embryotoxic potential in rabbits. In rats, however, doses as low as  $\frac{1}{15}$  the oral MRDHD (1/15 the MRDHD on a mg/m<sup>2</sup> basis) of clonidine were associated with increased resorptions in a study in which dams were treated continuously from 2 months prior to mating. Increased resorptions were not associated with treatment at the same time or at higher dose levels (up to 3 times the oral MRDHD) when the dams were treated on gestation days 6–15. Increases in resorption were observed at much higher dose levels (40 times the oral MRDHD on a mg/kg basis; 4 to 8 times the MRDHD on a mg/m<sup>2</sup> basis) in mice and rats treated on gestation days 1–14 (lowest dose employed in the study was 500 mcg/kg).

No adequate, well-controlled studies have been conducted in pregnant women. Because animal reproduction studies are not always predictive of human response, this drug should be used during pregnancy only if clearly needed.

## **Nursing Mothers**

As clonidine hydrochloride is excreted in human milk, caution should be exercised when clonidine hydrochloride tablets are administered to a nursing woman.

## **Pediatric Use**

Safety and effectiveness in pediatric patients have not been established in adequate and well-controlled trials (see **WARNINGS, Withdrawal**).

## **ADVERSE REACTIONS**

Most adverse effects are mild and tend to diminish with continued therapy. The most frequent (which appear to be dose-related) are dry mouth, occurring in about 40 of 100 patients; drowsiness, about 33 in 100; dizziness, about 16 in 100; constipation and sedation, each about 10 in 100.

The following less frequent adverse experiences have also been reported in patients receiving clonidine hydrochloride tablets, but in many cases patients were receiving concomitant medication and a causal relationship has not been established.

**Body as a Whole:** Fatigue, fever, headache, pallor, weakness, and withdrawal syndrome. Also reported were a weakly positive Coombs' test and increased sensitivity to alcohol.

**Cardiovascular:** Bradycardia, congestive heart failure, electrocardiographic abnormalities (i.e., sinus node arrest, junctional bradycardia, high degree AV block and arrhythmias), orthostatic symptoms,

palpitations, Raynaud's phenomenon, syncope, and tachycardia. Cases of sinus bradycardia and atrioventricular block have been reported, both with and without the use of concomitant digitalis.

**Central Nervous System:** Agitation, anxiety, delirium, delusional perception, hallucinations (including visual and auditory), insomnia, mental depression, nervousness, other behavioral changes, paresthesia, restlessness, sleep disorder, and vivid dreams or nightmares.

**Dermatological:** Alopecia, angioneurotic edema, hives, pruritus, rash, and urticaria.

**Gastrointestinal:** Abdominal pain, anorexia, constipation, hepatitis, malaise, mild transient abnormalities in liver function tests, nausea, parotitis, pseudo-obstruction (including colonic pseudoobstruction), salivary gland pain, and vomiting.

**Genitourinary:** Decreased sexual activity, difficulty in micturition, erectile dysfunction, loss of libido, nocturia, and urinary retention.

**Hematologic:** Thrombocytopenia.

**Metabolic:** Gynecomastia, transient elevation of blood glucose or serum creatine phosphokinase, and weight gain.

**Musculoskeletal:** Leg cramps and muscle or joint pain.

**Oro-otolaryngeal:** Dryness of the nasal mucosa.

**Ophthalmological:** Accommodation disorder, blurred vision, burning of the eyes, decreased lacrimation, and dryness of eyes.

## OVERDOSAGE

Hypertension may develop early and may be followed by hypotension, bradycardia, respiratory depression, hypothermia, drowsiness, decreased or absent reflexes, weakness, irritability and miosis. The frequency of CNS depression may be higher in children than adults. Large overdoses may result in reversible cardiac conduction defects or dysrhythmias, apnea, coma and seizures. Signs and symptoms of overdose generally occur within 30 minutes to two hours after exposure. As little as 0.1 mg of clonidine has produced signs of toxicity in children.

There is no specific antidote for clonidine overdose. Clonidine overdose may result in the rapid development of CNS depression; therefore, induction of vomiting with ipecac syrup is not recommended. Gastric lavage may be indicated following recent and/or large ingestions. Administration of activated charcoal and/or a cathartic may be beneficial. Supportive care may include atropine sulfate for bradycardia, intravenous fluids and/or vasopressor agents for hypotension and vasodilators for hypertension. Naloxone may be a useful adjunct for the management of clonidine-induced respiratory depression, hypotension and/or coma; blood pressure should be monitored since the administration of naloxone has occasionally resulted in paradoxical hypertension. Tolazoline administration has yielded inconsistent results and is not recommended as first-line therapy. Dialysis is not likely to significantly enhance the elimination of clonidine.

The largest overdose reported to date involved a 28-year-old male who ingested 100 mg of clonidine hydrochloride powder. This patient developed hypertension followed by hypotension, bradycardia, apnea, hallucinations, semicoma, and premature ventricular contractions. The patient fully recovered after intensive treatment. Plasma clonidine levels were 60 ng/mL after 1 hour, 190 ng/mL after 1.5 hours, 370 ng/mL after 2 hours, and 120 ng/mL after 5.5 and 6.5 hours. In mice and rats, the oral LD<sub>50</sub> of clonidine is 206 and 465 mg/kg, respectively.

## DOSAGE AND ADMINISTRATION

### Adults

The dose of clonidine hydrochloride tablets must be adjusted according to the patient's individual blood

pressure response. The following is a general guide to its administration.

### **Initial Dose**

0.1 mg tablet twice daily (morning and bedtime). Elderly patients may benefit from a lower initial dose.

### **Maintenance Dose**

Further increments of 0.1 mg per day may be made at weekly intervals if necessary until the desired response is achieved. Taking the larger portion of the oral daily dose at bedtime may minimize transient adjustment effects of dry mouth and drowsiness. The therapeutic doses most commonly employed have ranged from 0.2 mg to 0.6 mg per day given in divided doses.

Studies have indicated that 2.4 mg is the maximum effective daily dose, but doses as high as this have rarely been employed.

### **Renal Impairment**

Dosage must be adjusted according to the degree of impairment, and patients should be carefully monitored. Since only a minimal amount of clonidine is removed during routine hemodialysis, there is no need to give supplemental clonidine following dialysis.

### **HOW SUPPLIED**

Clonidine Hydrochloride Tablets, USP are available as:

0.1 mg: light tan, oval, scored, convex, debossed "25" bisect "41" on one side and debossed "V" on the reverse side, supplied in bottles of 10, 90, 100, 180, 500, 1000 and 2500.

0.2 mg: orange, oval, scored, convex, debossed "25" bisect "42" on one side and debossed "V" on the reverse side, supplied in bottles of 10, 100, 500, 1000 and 2500.

0.3 mg: peach, oval, scored, convex, debossed "25" bisect "43" on one side and debossed "V" on the reverse side, supplied in bottles of 10, 100, 500 and 1000.

Store at 20°-25°C (68°-77°F) [see USP Controlled Room Temperature].

Dispense in a tight, light-resistant container.

Manufactured for:



**QUALITEST PHARMACEUTICALS**

Huntsville, AL 35811

8181999

R1/11-R5

### **PRINCIPAL DISPLAY PANEL**

<p><b>BULK SOURCE DATA</b>  MFD. FOR: QUALITEST PHARMACEUTICALS  HUNTSVILLE, AL 35811</p> <p><b>PRODUCT ID:</b>  LIGHT TAN OVAL CONVEX BISECTED  TABLET DEBOSSED 25 41 / V</p> <p><b>BULK SOURCE NDC:</b> 00603-2957-32  <b>MFR. LOT:</b> XXXXXX  <b>PEDIGREE #:</b> 324455  DISPENSE IN THIS  TIGHT/LIGHT RESISTANT CONTAINER</p> 	 <p><b>CLONIDINE HCl 0.1 mg</b>  <b>XX TABLETS</b>  <b>NDC 66336-0786-XX</b>  <b>PRODUCT # 603-XX</b></p> <p><small>Rev. Date: 04/11</small></p> <p><b>EACH TABLET CONTAINS:</b>  CLONIDINE  HYDROCHLORIDE USP . . . . 0.1 mg  (EQUIVALENT TO 0.087 mg OF THE FREE BASE)  FD&amp;C YELLOW No. 6</p> <p><b>LOT# SAMPLE EXP: 00-00 Rx # 24133756</b>  <b>RX ONLY</b></p>	<p><b>WARNING: KEEP OUT OF CHILDREN'S REACH  STORE AT 68°- 77° F. SEE USP.</b></p> <p>603- XX NDC 66336-0786- XX  CLONIDINE HCl 0.1 mg  XX TABLETS  LOT # SAMPLE EXP: 00-00  MN 00603-2957-32 RX# 24133756</p> <p>603- XX NDC 66336-0786- XX  CLONIDINE HCl 0.1 mg  XX TABLETS  LOT # SAMPLE EXP: 00-00  MN 00603-2957-32 RX# 24133756</p> <p>603- XX NDC 66336-0786- XX  CLONIDINE HCl 0.1 mg  XX TABLETS  LOT # SAMPLE EXP: 00-00  MN 00603-2957-32 RX# 24133756</p>  <p>Packaged Exclusively By:  DISPENSING SOLUTIONS Inc.  Santa Ana, CA 92704</p>
<p>TAKE ___ ORALLY EVERY  ___ HOURS ___ TIMES A DAY.  DO NOT DISCONTINUE  WITHOUT PHYSICIAN'S ADVICE.  MAY CAUSE DIZZINESS OR  DROWSINESS.</p>		

NDC 66336-0786-XX  
NDC 66336-0786-12

## CLONIDINE HYDROCHLORIDE

clonidine hydrochloride tablet

### Product Information

<b>Product Type</b>	HUMAN PRESCRIPTION DRUG	<b>Item Code (Source)</b>	NDC:66336-786(NDC:0603-2957)
<b>Route of Administration</b>	ORAL		

### Active Ingredient/Active Moiety

Ingredient Name	Basis of Strength	Strength
CLONIDINE HYDROCHLORIDE (UNII: W76I6XXF06) (CLONIDINE - UNII:MN3L5RMN02)	CLONIDINE HYDROCHLORIDE	0.100 mg

### Inactive Ingredients

Ingredient Name	Strength
ANHYDROUS DIBASIC CALCIUM PHOSPHATE (UNII: L11K75P92J)	
FD&C YELLOW NO. 6 (UNII: H77VEI93A8)	
LACTOSE MONOHYDRATE (UNII: EWQ57Q8I5X)	
MAGNESIUM STEARATE (UNII: 70097M6I30)	
CELLULOSE, MICROCRYSTALLINE (UNII: OP1R32D61U)	
SODIUM LAURYL SULFATE (UNII: 368GB5141J)	
SODIUM STARCH GLYCOLATE TYPE A POTATO (UNII: 5856J3G2A2)	
FD&C BLUE NO. 1 (UNII: H3R47K3TBD)	
FD&C RED NO. 40 (UNII: WZB9127XOA)	

### Product Characteristics

<b>Color</b>	brown (light tan)	<b>Score</b>	2 pieces
<b>Shape</b>	OVAL	<b>Size</b>	8mm

<b>Flavor</b>		<b>Imprint Code</b>	25;41;V	
<b>Contains</b>				
<b>Packaging</b>				
<b>#</b>	<b>Item Code</b>	<b>Package Description</b>	<b>Marketing Start Date</b>	<b>Marketing End Date</b>
1	NDC:66336-786-12	12 in 1 BOTTLE, PLASTIC		
2	NDC:66336-786-94	120 in 1 BOTTLE, PLASTIC		
<b>Marketing Information</b>				
<b>Marketing Category</b>	<b>Application Number or Monograph Citation</b>	<b>Marketing Start Date</b>	<b>Marketing End Date</b>	
ANDA	ANDA077901	03/09/2007		

**Labeler** - Dispensing Solutions, Inc. (066070785)

**Registrant** - PSS World Medical, Inc. (101822682)

<b>Establishment</b>			
<b>Name</b>	<b>Address</b>	<b>ID/FEI</b>	<b>Business Operations</b>
Dispensing Solutions, Inc.		066070785	relabel(66336-786) , repack(66336-786)

Revised: 8/2013

Dispensing Solutions, Inc.