

ADENOSINE- adenosine injection, solution
Heritage Pharmaceuticals Inc. d/b/a Avet Pharmaceuticals Inc.

HIGHLIGHTS OF PRESCRIBING INFORMATION

These highlights do not include all the information needed to use Adenosine Injection, USP safely and effectively. See full prescribing information for Adenosine Injection, USP.

Adenosine Injection, USP, for intravenous use
Initial U.S. Approval: 1995

INDICATIONS AND USAGE -----

Adenosine, a pharmacologic stress agent, is indicated as an adjunct to thallium-201 myocardial perfusion scintigraphy in patients unable to exercise adequately (1)

DOSAGE AND ADMINISTRATION -----

Recommended dose is 0.14 mg/kg/min infused over six minutes as a continuous peripheral intravenous infusion (total dose of 0.84 mg/kg) (2)

DOSAGE FORMS AND STRENGTHS -----

For Injection: 3 mg/mL in single-dose vials (3)

CONTRAINDICATIONS -----

- Second- or third-degree AV block (except in patients with a functioning artificial pacemaker) (4)
- Sinus node disease, such as sick sinus syndrome or symptomatic bradycardia (except in patients with a functioning artificial pacemaker) (4)
- Known or suspected bronchoconstrictive or bronchospastic lung disease (e.g., asthma) (4)
- Known hypersensitivity to adenosine injection (4)

WARNINGS AND PRECAUTIONS -----

- Cardiac Arrest, Ventricular Arrhythmias, and Myocardial Infarction. Fatal cardiac events have occurred. Avoid use in patients with symptoms or signs of acute myocardial ischemia. Appropriate resuscitative measures should be available (5.1)
- Sinoatrial (SA) and Atrioventricular (AV) Nodal Block. First-, second- or third-degree AV block, or sinus bradycardia can occur. Discontinue adenosine injection if patient develops persistent or symptomatic high-grade AV block (5.2)
- Bronchoconstriction. Can induce dyspnea, bronchoconstriction, and respiratory compromise, especially in patients with obstructive pulmonary disease. Discontinue adenosine injection if patient develops severe respiratory difficulties (5.3)
- Hypotension. Significant hypotension can occur. Discontinue adenosine injection if patient develops persistent or symptomatic hypotension (5.4)
- Cerebrovascular Accidents. Hemorrhagic and ischemic cerebrovascular accidents have occurred (5.5)
- Seizures. New onset or recurrence of convulsive seizures have occurred. Use of methylxanthines (e.g., caffeine, aminophylline and theophylline) is not recommended in patients who experience a seizures in association with adenosine injection (5.6)
- Hypersensitivity. Dyspnea, throat tightness, flushing, erythema, rash, and chest discomfort have occurred. Have personnel and resuscitative equipment immediately available (5.7)
- Atrial Fibrillation. Reported in patients with or without a history of atrial fibrillation (5.8)
- Hypertension. Clinically significant increases in systolic and diastolic pressure have been observed (5.9)

ADVERSE REACTIONS -----

Most common adverse reactions (incidence greater than or equal to 10%) are: flushing; chest discomfort; shortness of breath; headache; throat, neck or jaw discomfort; gastrointestinal discomfort; and dizziness (6.1).

To report SUSPECTED ADVERSE REACTIONS, contact Avet Pharmaceuticals Inc. at 1-866-901-DRUG (3784) or FDA at 1-800-FDA-1088 or www.fda.gov/medwatch.

DRUG INTERACTIONS -----

- Methylxanthines interfere with the activity of adenosine (7.1, 10)
- Nucleoside transport inhibitors such as dipyridamole can increase the activity of adenosine (7.1)

See 17 for PATIENT COUNSELING INFORMATION.

Revised: 10/2023

FULL PRESCRIBING INFORMATION: CONTENTS*

1 INDICATIONS AND USAGE

2 DOSAGE AND ADMINISTRATION

3 DOSAGE FORMS AND STRENGTHS

4 CONTRAINDICATIONS

5 WARNINGS AND PRECAUTIONS

5.1 Cardiac Arrest, Ventricular Arrhythmias, and Myocardial Infarction

5.2 Sinoatrial and Atrioventricular Nodal Block

5.3 Bronchoconstriction

5.4 Hypotension

5.5 Cerebrovascular Accident

5.6 Seizures

5.7 Hypersensitivity

5.8 Atrial Fibrillation

5.9 Hypertension

6 ADVERSE REACTIONS

6.1 Clinical Trials Experience

6.2 Post-Marketing Experience

7 DRUG INTERACTIONS

7.1 Effects of Other Drugs on Adenosine Injection

7.2 Effects of Adenosine on Other Drugs

8 USE IN SPECIFIC POPULATIONS

8.1 Pregnancy

8.3 Nursing Mothers

8.4 Pediatric Use

8.5 Geriatric Use

10 OVERDOSAGE

11 DESCRIPTION

12 CLINICAL PHARMACOLOGY

12.1 Mechanism of Action

12.2 Pharmacodynamics

12.3 Pharmacokinetics

13 NONCLINICAL TOXICOLOGY

13.1 Carcinogenesis, Mutagenesis, Impairment of Fertility

14 CLINICAL STUDIES

16 HOW SUPPLIED/STORAGE AND HANDLING

16.1 How Supplied

16.2 Storage and Handling

17 PATIENT COUNSELING INFORMATION

* Sections or subsections omitted from the full prescribing information are not listed.

FULL PRESCRIBING INFORMATION

1 INDICATIONS AND USAGE

Adenosine injection, USP is indicated as an adjunct to thallium-201 myocardial perfusion

scintigraphy in patients unable to exercise adequately.

2 DOSAGE AND ADMINISTRATION

The recommended adenosine injection dose is 0.14 mg/kg/min infused over six minutes (total dose of 0.84 mg/kg) (Table 1).

- Administer adenosine injection only as a continuous peripheral intravenous infusion
- Inject Thallium-201 at the midpoint of the adenosine injection infusion (i.e., after the first three minutes of adenosine injection)
- Thallium-201 is physically compatible with adenosine injection and may be injected directly into the adenosine injection infusion set
- Inject Thallium-201 as close to the venous access as possible to prevent an inadvertent increase in the dose of adenosine injection (the contents of the intravenous tubing) being administered

Visually inspect adenosine injection for particulate matter and discoloration prior to administration. Do not administer adenosine injection if it contains particulate matter or is discolored.

There are no data on the safety or efficacy of alternative adenosine injection infusion protocols. The safety and efficacy of adenosine injection administered by the intracoronary route have not been established.

Table 1 Dosage Chart for Adenosine Injection

Patient Weight (kilograms)	Infusion Rate (mL per minute over 6 minutes for total dose of 0.84 mg/kg)
45	2.1
50	2.3
55	2.6
60	2.8
65	3
70	3.3
75	3.5
80	3.8
85	4
90	4.2

The nomogram displayed in Table 1 was derived from the following general formula:

$$\frac{0.14 \text{ (mg/kg/min)} \times \text{total body weight (kg)}}{\text{adenosine concentration (3 mg/mL)}} = \text{Infusion rate (mL/min)}$$

3 DOSAGE FORMS AND STRENGTHS

Adenosine injection, USP is supplied as 20 mL and 30 mL single-dose vials containing a

sterile, nonpyrogenic, clear solution of adenosine 3 mg/mL.

4 CONTRAINDICATIONS

Adenosine injection is contraindicated in patients with:

- Second- or third-degree AV block (except in patients with a functioning artificial pacemaker) [see *Warnings and Precautions (5.2)*]
- Sinus node disease, such as sick sinus syndrome or symptomatic bradycardia (except in patients with a functioning artificial pacemaker) [see *Warnings and Precautions (5.2)*]
- Known or suspected bronchoconstrictive or bronchospastic lung disease (e.g., asthma) [see *Warnings and Precautions (5.3)*]
- Known hypersensitivity to adenosine [see *Warnings and Precautions (5.7)*]

5 WARNINGS AND PRECAUTIONS

5.1 Cardiac Arrest, Ventricular Arrhythmias, and Myocardial Infarction

Fatal and nonfatal cardiac arrest, sustained ventricular tachycardia (requiring resuscitation), and myocardial infarction have occurred following adenosine injection infusion. Avoid use in patients with symptoms or signs of acute myocardial ischemia, for example, unstable angina or cardiovascular instability; these patients may be at greater risk of serious cardiovascular reactions to adenosine injection. Appropriate resuscitative measures should be available [see *Overdosage (10)*].

5.2 Sinoatrial and Atrioventricular Nodal Block

Adenosine injection exerts a direct depressant effect on the SA and AV nodes and may cause first-, second- or third-degree AV block, or sinus bradycardia. In clinical trials, approximately 6% of patients developed AV block following adenosine injection administration (first-degree heart block developed in 3%, second-degree in 3%, and third-degree in 0.8% of patients) [see *Clinical Trials Experience (6.1)*].

Use adenosine injection with caution in patients with pre-existing first-degree AV block or bundle branch block. Do not use in patients with high-grade AV block or sinus node dysfunction (except in patients with a functioning artificial pacemaker). Discontinue adenosine injection in any patient who develops persistent or symptomatic high-grade AV block.

5.3 Bronchoconstriction

Adenosine injection administration can cause dyspnea, bronchoconstriction, and respiratory compromise. Adenosine injection should be used with caution in patients with obstructive lung disease not associated with bronchoconstriction (e.g., emphysema, bronchitis). Do not use in patients with bronchoconstriction or bronchospasm (e.g., asthma). Discontinue adenosine injection in any patient who develops severe respiratory difficulties. Resuscitative measures should be available prior to adenosine injection administration [see *Clinical Trials Experience (6.1)*, *Overdosage (10)*, and *Clinical Pharmacology (12.2)*].

5.4 Hypotension

Adenosine injection is a potent peripheral vasodilator and can induce significant

hypotension. The risk of serious hypotension may be higher in patients with autonomic dysfunction, hypovolemia, stenotic valvular heart disease, pericarditis or pericardial effusions, or stenotic carotid artery disease with cerebrovascular insufficiency. Discontinue adenosine injection in any patient who develops persistent or symptomatic hypotension.

5.5 Cerebrovascular Accident

Hemorrhagic and ischemic cerebrovascular accidents have occurred. Hemodynamic effects of adenosine injection including hypotension or hypertension can be associated with these adverse reactions. *[see Warnings and Precautions (5.4) and (5.9)].*

5.6 Seizures

New-onset or recurrence of convulsive seizures has occurred following adenosine injection. Some seizures are prolonged and require emergent anticonvulsive management. Aminophylline may increase the risk of seizures associated with adenosine injection. Methylxanthine use is not recommended in patients who experience seizures in association with adenosine injection administration *[see Overdosage (10)].*

5.7 Hypersensitivity

Dyspnea, throat tightness, flushing, erythema, rash, and chest discomfort have occurred. Symptomatic treatment may be required. Have personnel and appropriate treatment available. Resuscitative measures may be necessary if symptoms progress. *[see Post-Marketing Experience (6.2)].*

5.8 Atrial Fibrillation

Adenosine injection can cause atrial fibrillation in patients with or without a history of atrial fibrillation. Atrial fibrillation typically began 1.5 to 3 minutes after initiation of adenosine injection, lasted for 15 seconds to 6 hours, and spontaneously converted to normal sinus rhythm *[see Post-Marketing Experience (6.2)].*

5.9 Hypertension

Adenosine injection can induce clinically significant increases in systolic and diastolic blood pressure. Most increases resolved spontaneously within several minutes, but in some cases, hypertension lasted for several hours *[see Clinical Trials Experience (6.1)]*.

6 ADVERSE REACTIONS

The following adverse reactions are discussed in more detail in other sections of the prescribing information:

- Fatal Cardiac Arrest, Ventricular Arrhythmias, and Myocardial Infarction *[see Warnings and Precautions (5.1)]*
- Sinoatrial and Atrioventricular Nodal Block *[see Warnings and Precautions (5.2)]*
- Bronchoconstriction *[see Warnings and Precautions (5.3)]*
- Hypotension *[see Warnings and Precautions (5.4)]*
- Cerebrovascular Accident *[see Warnings and Precautions (5.5)]*
- Seizures *[see Warnings and Precautions (5.6)]*
- Hypersensitivity *[see Warnings and Precautions (5.7)]*
- Atrial fibrillation *[see Warnings and Precautions (5.8)]*
- Hypertension *[see Warnings and Precautions (5.9)]*

6.1 Clinical Trials Experience

Because clinical trials are conducted under widely varying conditions, adverse reaction rates observed in the clinical trials of a drug cannot be directly compared to rates in the clinical trials of another drug and may not reflect the rates observed in practice.

The following adverse reactions, with an incidence of at least 1%, were reported with adenosine injection among 1,421 patients in clinical trials. 11% of the adverse reactions occurred several hours after adenosine injection administration. 8% of the adverse reactions began with adenosine injection infusion and persisted for up to 24 hours.

The most common (incidence greater than or equal to 10%) adverse reactions to adenosine injection are flushing, chest discomfort, shortness of breath, headache, throat, neck or jaw discomfort, gastrointestinal discomfort, and dizziness (Table 2).

Table 2 Adverse Reactions in Clinical Trials (Frequency Greater Than or Equal To 1%)

Adverse Reactions	Adenosine N=1,421
Flushing	44%
Chest discomfort	40%
Dyspnea	28%
Headache	18%
Throat, neck or jaw discomfort	15%
Gastrointestinal discomfort	13%
Lightheadedness/dizziness	12%
Upper extremity discomfort	4%
ST segment depression	3%
First-degree AV block	3%
Second-degree AV block	3%
Paresthesia	2%
Hypotension	2%
Nervousness	2%
Arrhythmias	1%

Adverse reactions to adenosine injection of any severity reported in less than 1% of patients include:

Body as a Whole:	back discomfort, lower extremity discomfort, weakness
Cardiovascular System:	myocardial infarction, ventricular arrhythmia, third-degree AV block, bradycardia, palpitation, sinus exit block, sinus pause, T-wave changes, hypertension (systolic blood pressure greater than 200 mm Hg)
Respiratory System:	cough
Central nervous System:	drowsiness, emotional instability, tremors
Genital/Urinary System:	Vaginal pressure, urgency

Special Senses:	blurred vision, dry mouth, ear discomfort, metallic taste, nasal congestion, scotomas, tongue discomfort
-----------------	----------------------------------------------------------------------------------------------------------

6.2 Post-Marketing Experience

The following adverse reactions have been reported from marketing experience with adenosine injection. Because these reactions are reported voluntarily from a population of uncertain size, are associated with concomitant diseases and multiple drug therapies and surgical procedures, it is not always possible to reliably estimate their frequency or establish a causal relationship to drug exposure.

Cardiac Disorders:	cardiac arrest, atrial fibrillation, cardiac failure, myocardial infarction, tachycardia, ventricular arrhythmia
Gastrointestinal Disorders:	nausea and vomiting
General Disorders and Administration Site Conditions:	chest pain, injection site reaction, infusion site pain
Immune System Disorders:	hypersensitivity
Nervous System Disorders:	cerebrovascular accident including intracranial hemorrhage, seizure activity including tonic-clonic (grand mal) seizures, loss of consciousness
Respiratory, Thoracic and Mediastinal Disorders:	bronchospasm, respiratory arrest, throat tightness

7 DRUG INTERACTIONS

7.1 Effects of Other Drugs on Adenosine Injection

- The vasoactive effects of adenosine are inhibited by adenosine receptor antagonists, (such as methylxanthines (e.g., caffeine, aminophylline, and theophylline). The safety and efficacy of adenosine injection in the presence of these agents has not been systematically evaluated [see *Overdosage (10)*].
- The vasoactive effects of adenosine are potentiated by nucleoside transport inhibitors such as dipyridamole. The safety and efficacy of adenosine in the presence of dipyridamole has not been systematically evaluated.
- Whenever possible, drugs that might inhibit or augment the effects of adenosine should be withheld for at least five half-lives prior to the use of adenosine injection.

7.2 Effects of Adenosine on Other Drugs

Adenosine injection has been given with other cardioactive drugs (such as beta adrenergic blocking agents, cardiac glycosides, and calcium channel blockers) without apparent adverse interactions, but its effectiveness with these agents has not been systematically evaluated. Because of the potential for additive or synergistic depressant effects on the SA and AV nodes, however, adenosine injection should be used with caution in the presence of these agents [see *Warnings and Precautions (5.2)*].

8 USE IN SPECIFIC POPULATIONS

8.1 Pregnancy

Pregnancy Category C. Animal reproduction studies have not been conducted with adenosine; nor have studies been performed in pregnant women. Because it is not known whether adenosine injection can cause fetal harm when administered to pregnant women, adenosine injection should be used during pregnancy only if clearly needed.

8.3 Nursing Mothers

It is not known whether adenosine is excreted in human milk. Because many drugs are excreted in human milk and because of the potential for serious adverse reactions from adenosine in nursing infants, the decision to interrupt nursing after administration of adenosine injection or not to administer adenosine, should take into account the importance of the drug to the mother.

8.4 Pediatric Use

The safety and effectiveness of adenosine injection in patients less than 18 years of age have not been established.

8.5 Geriatric Use

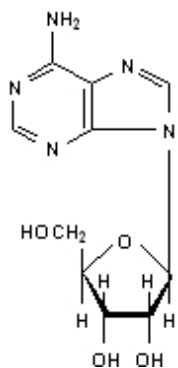
Clinical studies with adenosine injection did not include sufficient numbers of subjects aged younger than 65 years to determine whether they respond differently. Other reported experience has not revealed clinically relevant differences of the response of elderly in comparison to younger patients.

10 OVERDOSAGE

The half-life of adenosine is less than 10 seconds and adverse reactions of adenosine injection usually resolve quickly when the infusion is discontinued, although delayed or persistent reactions have been observed. Methylxanthines, such as caffeine, aminophylline, and theophylline, are competitive adenosine receptor antagonists and theophylline has been used to terminate persistent adverse reactions. In clinical trials, theophylline (50 to 125 mg slow intravenous injection) was used to attenuate adenosine injection adverse reactions in approximately 2% of patients. Methylxanthine use is not recommended in patients who experience seizures in association with adenosine injection [*see Drug Interactions (7.1)*].

11 DESCRIPTION

Adenosine is an endogenous nucleoside and is chemically described as 6-amino-9-beta-D-ribofuranosyl-9-H-purine. Adenosine has the following structural formula:



The molecular formula for adenosine is $C_{10}H_{13}N_5O_4$ and its molecular weight is 267.24.

Adenosine is a white crystalline powder. It is soluble in water and practically insoluble in alcohol. Solubility increases by warming and lowering the pH of the solution.

Each adenosine injection, USP vial contains a sterile, non-pyrogenic solution of adenosine USP 3 mg/mL and sodium chloride USP 9 mg/mL in water for injection, USP with pH between 4.5 and 7.5.

12 CLINICAL PHARMACOLOGY

12.1 Mechanism of Action

Adenosine causes cardiac vasodilation which increases cardiac blood flow. Adenosine is thought to exert its pharmacological effects through activation of purine receptors (cell-surface A_1 and A_2 adenosine receptors). Although the exact mechanism by which adenosine receptor activation relaxes vascular smooth muscle is not known, there is evidence to support both inhibition of the slow inward calcium current reducing calcium uptake, and activation of adenylate cyclase through A_2 receptors in smooth muscle cells. Adenosine may also lessen vascular tone by modulating sympathetic neurotransmission. The intracellular uptake of adenosine is mediated by a specific transmembrane nucleoside transport system. Once inside the cell, adenosine is rapidly phosphorylated by adenosine kinase to adenosine monophosphate, or deaminated by adenosine deaminase to inosine. These intracellular metabolites of adenosine are not vasoactive.

Myocardial uptake of thallium-201 is directly proportional to coronary blood flow. Since adenosine injection significantly increases blood flow in normal coronary arteries with little or no increase in stenotic arteries, adenosine injection causes relatively less thallium-201 uptake in vascular territories supplied by stenotic coronary arteries i.e., a greater difference is seen after adenosine injection between areas served by normal and areas served by stenotic vessels than is seen prior to adenosine injection.

12.2 Pharmacodynamics

Hemodynamic Effects

Adenosine produces a direct negative chronotropic, dromotropic and inotropic effect on the heart, presumably due to A_1 -receptor agonism, and produces peripheral vasodilation, presumably due to A_2 -receptor agonism. The net effect of adenosine injection in humans is typically a mild to moderate reduction in systolic, diastolic and mean arterial blood pressure associated with a reflex increase in heart rate. Rarely, significant hypotension and tachycardia have been observed [see *Warnings and*

Precautions (5.4)].

12.3 Pharmacokinetics

Distribution

Intravenously administered adenosine distributes from the circulation via cellular uptake, primarily by erythrocytes and vascular endothelial cells. This process involves a specific transmembrane nucleoside carrier system that is reversible, nonconcentrative, and bidirectionally symmetrical.

Metabolism

Intracellular adenosine is metabolized either via phosphorylation to adenosine monophosphate by adenosine kinase, or via deamination to inosine by adenosine deaminase in the cytosol. Since adenosine kinase has a lower K_m and V_{max} than adenosine deaminase, deamination plays a significant role only when cytosolic adenosine saturates the phosphorylation pathway. Inosine formed by deamination of adenosine can leave the cell intact or can be degraded to hypoxanthine, xanthine, and ultimately uric acid. Adenosine monophosphate formed by phosphorylation of adenosine is incorporated into the high-energy phosphate pool.

Elimination

While extracellular adenosine is primarily cleared from plasma by cellular uptake with a half-life of less than 10 seconds in whole blood, excessive amounts may be deaminated by an ecto-form of adenosine deaminase.

Specific Populations

Renal Impairment

As adenosine does not require renal function for its activation or inactivation, renal impairment would not be expected to alter its effectiveness or tolerability.

Hepatic Impairment

As adenosine does not require hepatic function for its activation or inactivation, hepatic impairment would not be expected to alter its effectiveness or tolerability.

13 NONCLINICAL TOXICOLOGY

13.1 Carcinogenesis, Mutagenesis, Impairment of Fertility

Studies in animals have not been performed to evaluate adenosine's carcinogenic potential or potential effects on fertility. Adenosine was negative for genotoxic potential in the Salmonella (Ames Test) and Mammalian Microsome Assay.

Adenosine, however, like other nucleosides at millimolar concentrations present for several doubling times of cells in culture, is known to produce a variety of chromosomal alterations.

14 CLINICAL STUDIES

In two crossover comparative studies involving 319 subjects who could exercise (including 106 healthy volunteers and 213 patients with known or suspected coronary disease), adenosine injection and exercise thallium images were compared by blinded

observers. The images were concordant for the presence of perfusion defects in 85.5% of cases by global analysis (patient by patient) and up to 93% of cases based on vascular territories.

In the two studies, 193 patients also had recent coronary arteriography for comparison (healthy volunteers were not catheterized). The sensitivity for detecting angiographically significant disease (greater than or equal to 50% reduction in the luminal diameter of at least one major vessel) was 64% for adenosine injection and 64% for exercise testing. The specificity was 54% for adenosine injection and 65% for exercise testing. The 95% confidence limits for adenosine injection sensitivity were 56% to 78% and for specificity were 37% to 71%.

Intracoronary Doppler flow catheter studies have demonstrated that a dose of intravenous adenosine injection of 0.14 mg/kg/min produces maximum coronary hyperemia (relative to intracoronary papaverine) in approximately 95% of cases within two to three minutes of the onset of the infusion. Coronary blood flow velocity returns to basal levels within one to two minutes of discontinuing the adenosine injection infusion.

16 HOW SUPPLIED/STORAGE AND HANDLING

16.1 How Supplied

Adenosine injection, USP is supplied as 20 mL and 30 mL vials of sterile, nonpyrogenic, preservative-free, solution in normal saline:

60 mg/20 mL (3 mg/mL) in a 20 mL single-dose, glass vial, packaged individually in a carton (NDC 23155-258-31) and in packages of ten (NDC 23155-258-41).

90 mg/30 mL (3 mg/mL) in a 30 mL single-dose, glass vial, packaged individually in a carton (NDC 23155-258-32) and in packages of ten (NDC 23155-258-42).

16.2 Storage and Handling

- Store at 20° to 25°C (68° to 77°F); excursions permitted between 15° to 30°C (59° to 86°F) [see USP Controlled Room Temperature]
- Do not refrigerate as crystallization may occur. If crystallization has occurred, dissolve crystals by warming to room temperature. The solution must be clear at the time of use
- Discard unused portion

17 PATIENT COUNSELING INFORMATION

- Advise patients that they may be at increased risk of fatal and nonfatal heart attacks, abnormal heart rhythms, cardiac arrest, heart block, significant increase or decrease in blood pressure, bronchoconstriction, hypersensitivity reactions, seizures, or cerebrovascular accidents with the use of adenosine injection [see *Warnings and Precautions (5.1 to 5.9)*].
- Advise patients with COPD or asthma to discuss their respiratory history with their clinician before scheduling a myocardial perfusion imaging study with adenosine injection [see *Warnings and Precautions (5.3)*].
- Methylxanthines have the potential to impact the effects of adenosine injection. Instruct patients to avoid consumption of any products containing methylxanthines, including caffeinated coffee, tea or other caffeinated beverages, caffeine-containing

drug products, aminophylline, and theophylline prior to the myocardial perfusion imaging study. Question patients about a history of seizures [see *Warnings and Precautions (5.6)*, *Drug Interactions (7.1)*, and *Overdosage (10)*].

Manufactured by:

Emcure Pharmaceuticals Ltd.,

Sanand, Ahmedabad-382110, India.

Manufactured for:

Avet Pharmaceuticals Inc.

East Brunswick, NJ 08816

1.866.901.DRUG (3784)



Revised: 12/2020

PACKAGE LABEL PRINCIPAL DISPLAY PANEL - 60 mg/20 mL label

NDC 23155-258-31

ADENOSINE Injection USP



60mg/20mL

(3 mg/mL)

For Intravenous Infusion Only

20 mL Single-Dose Vial

Rx only

NDC 23155-258-31	Rx only	Sterile, Nonpyrogenic Each mL contains: Adenosine USP 3 mg and sodium chloride USP 9 mg in Water for Injection USP q.s. The pH of the solution is between 4.5 and 7.5. Usual Dosage: See Package Insert. Store at 20° to 25°C (68° to 77°F); excursions permitted between 15° to 30°C (59° to 86°F) [see USP Controlled Room Temperature]. DO NOT REFRIGERATE as crystallization may occur. If crystallization has occurred, dissolve crystals by warming to room temperature. The solution must be clear at the time of use. Contains no preservatives. Discard unused portion.	 N 3 1 2 3 1 5 5 2 5 8 3 1 8	Non Varnished Area* 26 x 9 mm
ADENOSINE Injection, USP 60 mg/20 mL (3 mg/mL)		Store at 20° to 25°C (68° to 77°F); excursions permitted between 15° to 30°C (59° to 86°F) [see USP Controlled Room Temperature]. DO NOT REFRIGERATE as crystallization may occur. If crystallization has occurred, dissolve crystals by warming to room temperature. The solution must be clear at the time of use. Contains no preservatives. Discard unused portion. Mfg by: Emcure Pharmaceuticals Ltd. , Sanand, Ahmedabad-382110, India. Mfg for: Avet Pharmaceuticals Inc.		
For Intravenous Infusion Only		 Avet Pharma®		Lot: Exp.:
20 mL Single-Dose Vial				

PACKAGE LABEL PRINCIPAL DISPLAY PANEL - 60 mg/20 mL carton

NDC 23155-258-31

ADENOSINE Injection USP

60mg/20mL

(3 mg/mL)

For Intravenous Infusion Only

One 20 mL Single-Dose Vial

Rx only

<p style="text-align: right;">Avet Pharma®</p> <p style="text-align: right;">ADENOSINE Injection, USP 60 mg/20 mL (3 mg/mL) One 20 mL Single-Dose Vial</p> <p style="text-align: right;">NDC 23155-258-31 Rx only</p>			510490276IN01
<p>NDC 23155-258-31 Rx only</p> <p>ADENOSINE Injection, USP 60 mg/20 mL (3 mg/mL)</p>	<p style="text-align: center;">NON VARNISHED AREA* 48 x 29 mm Batch details & 2 D barcode along with human readable details to be overprinted during batch packing as per specimen.</p>	<p>NDC 23155-258-31 Rx only</p> <p>ADENOSINE Injection, USP 60 mg/20 mL (3 mg/mL)</p>	<p>Sterile, Nonpyrogenic Each mL contains: Adenosine USP 3 mg and sodium chloride USP 9 mg in Water for Injection USP q.s. The pH of the solution is between 4.5 and 7.5. Usual Dosage: See Package Insert. Store at 20° to 25°C (68° to 77°F); excursions permitted between 15° to 30°C (59° to 86°F) [see USP Controlled Room Temperature]. DO NOT REFRIGERATE as crystallization may occur. If crystallization has occurred, dissolve crystals by warming to room temperature. The solution must be clear at the time of use.</p>
<p>For Intravenous Infusion Only</p>		<p>For Intravenous Infusion Only</p>	<p>Contains no preservatives. Discard unused portion.</p>
<p>One 20 mL Single-Dose Vial</p> <p>Avet Pharma®</p>	<p>Mfg. by: Emcure Pharmaceuticals Ltd., Sanand, Ahmedabad-382110, India. Mfg. for: Avet Pharmaceuticals Inc. East Brunswick, NJ 08816 1.866.901.DRUG (3784)</p>	<p>One 20 mL Single-Dose Vial</p> <p>Avet Pharma®</p>	<p>Mfg. Lic. No.: G/28/1655 Rev. 12/2020</p>

PACKAGE LABEL PRINCIPAL DISPLAY PANEL - 90 mg/30 mL label

NDC 23155-258-32

ADENOSINE Injection USP

90mg/30mL

(3 mg/mL)

For Intravenous Infusion Only

30 mL Single-Dose Vial

Rx only

NDC 23155-258-32

Rx only

Sterile, Nonpyrogenic

Each mL contains: Adenosine USP 3 mg and sodium chloride USP 9 mg in Water for Injection USP q.s.

The pH of the solution is between 4.5 and 7.5.

Usual Dosage: See Package Insert.

Store at 20° to 25°C (68° to 77°F); excursions permitted between 15° to 30°C (59° to 86°F) [see USP Controlled Room Temperature].

DO NOT REFRIGERATE as crystallization may occur. If crystallization has occurred, dissolve crystals by warming to room temperature.

The solution must be clear at the time of use.

Contains no preservatives.

Discard unused portion.

Mfg by: **Emcure Pharmaceuticals Ltd.**,
Sanand, Ahmedabad-382110, India.

Mfg for: **Avet Pharmaceuticals Inc.**

Mfg. Lic. No.: G/28/1655

510490278IN01

Rev. 12/2020



ADENOSINE
Injection, USP

90 mg/30 mL

(3 mg/mL)

For Intravenous Infusion Only

30 mL Single-Dose Vial



Non-Varnished Area*
28 x 8 mm

Lot:

Exp.:

PACKAGE LABEL PRINCIPAL DISPLAY PANEL - 90 mg/30 mL carton

NDC 23155-258-32

ADENOSINE Injection USP

90mg/30mL

(3 mg/mL)

For Intravenous Infusion Only

One 30 mL Single-Dose Vial

Rx only

<p style="text-align: right;">Avet Pharma®</p> <p style="text-align: center;">ADENOSINE Injection, USP 90 mg/30 mL (3 mg/mL) One 30 mL Single-Dose Vial</p> <p style="text-align: left;">NDC 23155-258-32 Rx only</p>			510490279IN01
<p>NDC 23155-258-32 Rx only</p> <p style="text-align: center;">ADENOSINE Injection, USP 90 mg/30 mL (3 mg/mL)</p> <p style="text-align: center;">For Intravenous Infusion Only</p> <p style="text-align: center;">One 30 mL Single-Dose Vial</p> <p style="text-align: center;">Avet Pharma®</p>	<p style="text-align: center;">NON VARNISHED AREA*</p> <p style="text-align: center;">55 x 29 mm</p> <p style="text-align: center;">Batch details & 2-D barcode along-with human readable details to be overprinted during batch packing as per specimen.</p> <p style="text-align: center;">193</p> <p style="text-align: center;">N 2315525832</p> <p>Mfg. by: Emcure Pharmaceuticals Ltd., Sanand, Ahmedabad-382110, India. Mfg. for: Avet Pharmaceuticals Inc. East Brunswick, NJ 08816 1.866.901.DRUG (3784) Mfg. Lic. No.: G/28/1655 Rev. 12/2020</p>	<p>NDC 23155-258-32 Rx only</p> <p style="text-align: center;">ADENOSINE Injection, USP 90 mg/30 mL (3 mg/mL)</p> <p style="text-align: center;">For Intravenous Infusion Only</p> <p style="text-align: center;">One 30 mL Single-Dose Vial</p> <p style="text-align: center;">Avet Pharma®</p>	<p>510490279IN01</p> <p>Sterile, Nonpyrogenic Each mL contains: Adenosine USP 3 mg and sodium chloride USP 9 mg in Water for Injection USP q.s. The pH of the solution is between 4.5 and 7.5.</p> <p>Usual Dosage: See Package Insert.</p> <p>Store at 20° to 25°C (68° to 77°F); excursions permitted between 15° to 30°C (59° to 86°F) [see USP Controlled Room Temperature].</p> <p>DO NOT REFRIGERATE as crystallization may occur. If crystallization has occurred, dissolve crystals by warming to room temperature. The solution must be clear at the time of use.</p> <p>Contains no preservatives. Discard unused portion.</p>

ADENOSINE			
adenosine injection, solution			
Product Information			
Product Type	HUMAN PRESCRIPTION DRUG	Item Code (Source)	NDC:23155-258
Route of Administration	INTRAVENOUS		
Active Ingredient/Active Moiety			
	Ingredient Name	Basis of Strength	Strength
	ADENOSINE (UNII: K72T3FS567) (ADENOSINE - UNII:K72T3FS567)	ADENOSINE	3 mg in 1 mL
Inactive Ingredients			
	Ingredient Name	Strength	
	SODIUM CHLORIDE (UNII: 451W47IQ8X)		

WATER (UNII: 059QF0K00R)

Packaging

#	Item Code	Package Description	Marketing Start Date	Marketing End Date
1	NDC:23155-258-31	1 in 1 CARTON	03/01/2021	
1		20 mL in 1 VIAL; Type 0: Not a Combination Product		
2	NDC:23155-258-41	10 in 1 CARTON	03/01/2021	
2		20 mL in 1 VIAL; Type 0: Not a Combination Product		
3	NDC:23155-258-32	1 in 1 CARTON	03/01/2021	
3		30 mL in 1 VIAL; Type 0: Not a Combination Product		
4	NDC:23155-258-42	10 in 1 CARTON	03/01/2021	
4		30 mL in 1 VIAL; Type 0: Not a Combination Product		

Marketing Information

Marketing Category	Application Number or Monograph Citation	Marketing Start Date	Marketing End Date
ANDA	ANDA202313	03/01/2021	

Labeler - Heritage Pharmaceuticals Inc. d/b/a Avet Pharmaceuticals Inc. (780779901)

Registrant - AVET LIFESCIENCES PRIVATE LIMITED (853181664)

Establishment

Name	Address	ID/FEI	Business Operations
Emcure Pharmaceuticals Limited		675467924	ANALYSIS(23155-258) , MANUFACTURE(23155-258) , PACK(23155-258) , LABEL(23155-258)

Revised: 10/2023

Heritage Pharmaceuticals Inc. d/b/a Avet Pharmaceuticals Inc.