

SULFADIMETHOXINE 40%- sulfadimethoxine injection **Aspen Veterinary Resources, Ltd.**

Sulfadimethoxine Injection 40%

Sulfadimethoxine Injection 40%
(sulfadimethoxine)

ANTIBACTERIAL

Each mL contains 400 mg Sulfadimethoxine

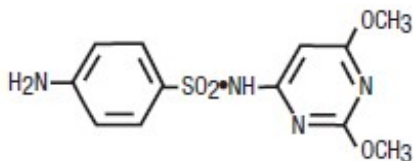
Caution: Federal law restricts this drug to use by or on the order of a licensed veterinarian.

RESTRICTED DRUG (California), USE ONLY AS DIRECTED

NOT FOR USE IN HUMANS

KEEP OUT OF REACH OF CHILDREN

DESCRIPTION: Sulfadimethoxine Injection 40% is a low-dosage, rapidly absorbed, long-acting sulfonamide, effective for the treatment of shipping fever complex, bacterial pneumonia, calf diphtheria and foot rot in cattle. Sulfadimethoxine is a white, almost tasteless and odorless compound. Chemically, it is N¹-(2,6 dimethoxy-4-pyrimidinyl) sulfanilamide. The structural formula is:



ACTIONS: Sulfadimethoxine has been demonstrated clinically or in the laboratory to be effective against a variety of organisms, such as *streptococci*, *klebsiella*, *proteus*, *shigella*, *staphylococci*, *escherichia*, and *salmonella*.^{1,2} The systemic sulfonamides which include sulfadimethoxine are bacteriostatic agents. Sulfonamides competitively inhibit bacterial synthesis of folic acid (pteroylglutamic acid) from para-aminobenzoic acid. Mammalian cells are capable of utilizing folic acid in the presence of sulfonamides.

The tissue distribution of sulfadimethoxine, as with all sulfonamides, is a function of plasma levels, degree of plasma protein binding, and subsequent passive distribution in the tissues of the lipid-soluble un-ionized form. The relative amounts are determined by both its pKa and by the pH of each tissue. Therefore, levels tend to be higher in less acid tissue and body fluids or those diseased tissues having high concentrations of leucocytes.²

Slow renal excretion results from a high degree of tubular reabsorption,³ and plasma protein binding is very high, providing a blood reservoir of the drug. Thus, sulfadimethoxine maintains higher blood levels than most other long-acting sulfonamides. Single, comparatively low doses of sulfadimethoxine give rapid and sustained therapeutic blood levels.¹

To assure successful sulfonamide therapy (1) the drug must be given early in the course of the disease, and in must produce a high sulfonamide level in the body rapidly after administration, (2) therapeutically effective sulfonamide levels must be maintained in the body throughout the treatment period, (3) treatment should continue for a short period of time after the clinical signs have disappeared, and (4) the causative organisms

must be sensitive to this class of drugs.

TOXICITY AND SAFETY: Data regarding acute (LD₅₀) and chronic toxicities of sulfadimethoxine indicate the drug is very safe. The LD₅₀ in mice is greater than 2 g/kg body weight when administered intraperitoneally and greater than 16 g/kg when administered orally.

In dogs receiving massive single oral doses of 3.2 g/kg body weight, diarrhea was the only adverse effect observed. Dogs given 160 mg/kg body weight orally daily for 13 weeks showed no sign of toxicity.

In cattle sulfadimethoxine has been shown to be safe through extensive clinical use with other dosage forms. In addition, studies with intravenous administration of Sulfadimethoxine Injection 40% have demonstrated that hemolysis of erythrocytes does not occur by this route of administration. Sulfadimethoxine has a relatively high solubility at the pH normally occurring in the kidney, precluding the possibility of precipitation and crystalluria.

INDICATIONS: Sulfadimethoxine Injection 40% is indicated for the treatment of bovine respiratory disease complex (shipping fever complex) and bacterial pneumonia associated with *Pasteurella* spp. sensitive to sulfadimethoxine; necrotic pododermatitis (foot rot) and calf diphtheria caused by *Fusobacterium necrophorum* (*Sphaerophorus necrophorus*), sensitive to sulfadimethoxine.

LIMITATIONS: Sulfadimethoxine is not effective in viral or rickettsial infections, and as with any anti-bacterial agent, occasional failures in therapy may occur due to resistant microorganisms. The usual precautions in sulfonamide therapy should be observed.

RESIDUE WARNINGS: Milk taken from animals during treatment and for 60 hours (5 milkings) after the latest treatment must not be used for food. Do not administer within 5 days of slaughter. A withdrawal period has not been established for this product in pre-ruminating calves. Do not use in calves to be processed for veal.

PRECAUTIONS: During treatment period, make certain that animals maintain adequate water intake.

If animals show no improvement within 2 or 3 days, consult your veterinarian. Tissue damage may result from perivascular infiltration.

DOSAGE AND ADMINISTRATION: Sulfadimethoxine Injection 40% must be administered only by the intravenous route in cattle. Cattle should receive 1 mL of Sulfadimethoxine Injection 40% per 16 pounds of body weight (55 mg/kg) as an initial dose, followed by 0.5 mL per 16 pounds of body weight (27.5 mg/kg) every 24 hours thereafter. Sulfadimethoxine boluses may be utilized for maintenance therapy in cattle. Representative weights and doses are indicated in the following table:

Each mL contains 400 mg sulfadimethoxine:

Animal Weight	Initial Dose	Subsequent Daily Doses
250 lb (113.6 kg)	25 mg/lb (55 mg/kg)	12.5 mg/lb (27.5 mg/kg)
500 lb (227.2 kg)	15.6 mL	7.8 mL
750 lb (340.9 kg)	31.2 mL	15.6 mL
1000 lb (454.5 kg)	46.9 mL	23.5 mL
	62.5 mL	31.3 mL

Length of treatment depends on the clinical response. In most cases treatment for 3 to

5 days is adequate. Treatment should be continued until the animal is asymptomatic for 48 hours.

DIRECTIONS FOR INTRAVENOUS INJECTION:

Equipment needed-

1. A nose lead and/or halter sufficiently strong enough to effectively restrain or hold the animal's head steady so that the intravenous injection can be made with ease.
2. Hypodermic needles, 16 or 18 gauge and 2 inches long. Only new, sharp and sterile hypodermic needles should be used. Dull needles should be discarded. Extra needles should always be available in case of the needle being used should become clogged.
3. Hypodermic syringes, 40 or 50 mL sterile disposable or reusable glass syringes should be available.
4. Alcohol (70%) or equally effective antiseptic for disinfecting the skin.

Preparation of equipment - Glass syringes and regular hypodermic needles should be thoroughly cleaned and washed. Following this, the needles and syringes should be immersed in boiling water for 30 minutes prior to each injection. Regular hypodermic needles should not be used more than 3-4 times as repeated skin puncturing and boiling of the needles causes them to become quite dull. Disposable hypodermic needles and syringes should not be used more than once.

Restraint of animal - The cow should preferably be in a stanchion for maximum restraint. If this is not possible, the animal should be restrained in a manner to prevent excessive movement. A nose lead should be applied and the animal's head turned sidewise to stretch the skin and tense the muscles of the neck region. (See Figure 1).

Locating the jugular vein - Once the animal has been restrained (as above), you will notice a long depression of the skin from below the angle of the jaw to just above the shoulder. This is known as the jugular furrow or jugular groove. The jugular vein is located just under the jugular groove. (See Fig. 1).

Preparation of Sulfadimethoxine Injection 40% for injection - The rubber cap of the bottle should be thoroughly cleaned with 70% alcohol or other satisfactory antiseptic. The correct amount of Sulfadimethoxine Injection 40% for treatment should be calculated (see dosage directions) and that amount withdrawn into a syringe. (See Figure 2). One or two syringe-fuls of air should be injected into the bottle first to make withdrawing the drug easier. Sulfadimethoxine Injection 40% should preferably be at room temperature when filling syringes and when injecting intravenously.

Entering the vein - The skin of the injection area should be clean and free of dirt. Cotton saturated with 70% alcohol (or suitable antiseptic) should be used to wipe the injection site.

Apply pressure over the jugular vein close to the shoulder. This will reduce the flow of blood to the heart and cause the jugular vein to bulge or enlarge. (See Figure 3). When the jugular vein has been "raised", insert the hypodermic needle at a 45 degree angle through the skin just underneath the jugular vein. The beveled edge of the hypodermic needle should be up. (See Figure 4).

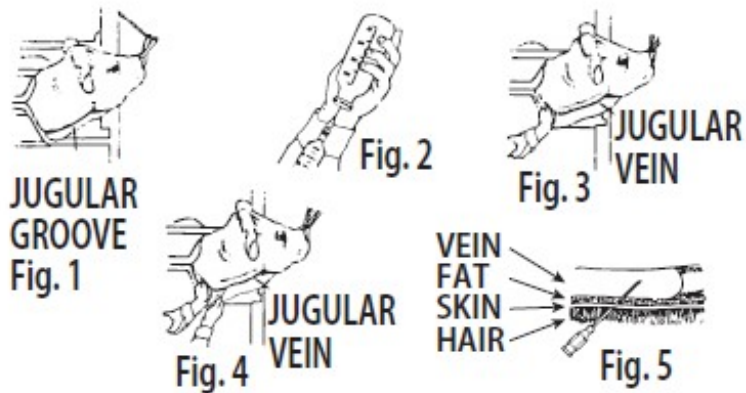
After the skin has been punctured, the point of the needle should be directed toward the side of the vein and pushed into the center of the vein. (See Figure 5). When the needle is in the center of the vein, there will be a free flow of blood back through the needle. Release external pressure when you are sure the needle is within the vein.

Injecting the Sulfadimethoxine Injection 40% - After the needle has been accurately inserted into the jugular vein, firmly attach the syringe containing Sulfadimethoxine Injection 40% to the inserted hypodermic needle. Caution, be sure syringe is free of air. Exert firm pressure on the plunger of the syringe to inject the

Sulfadimethoxine Injection 40% while the barrel is held firmly. The injection should be made moderately slow - never rapidly.

If the animal moves, causing resistance in pushing the plunger of the syringe, or if a bubble of the drug is noted under the skin, the needle is no longer within the vein. The needle should be repositioned.

When the injection is completed, quickly withdraw the syringe and needle with a quick pull and apply light pressure over the injection site with alcohol and cotton to minimize bleeding from the puncture site.



To report suspected adverse drug events, for technical assistance or to obtain a copy of the Safety Data Sheet (SDS), contact Huvepharma, Inc. at 1-877-994-4883 or www.huvepharma.us. For additional information about adverse drug experience reporting for animal drugs, contact FDA at 1-888-FDA-VETS or <http://www.fda.gov/reportanimalae>.

NOTE: Store at room temperature. Should crystallization occur at cold temperatures, crystals will dissolve either by storing in room temperature for several days or by heating the vial in warm water. Crystallization and redissolution do not impair the efficacy of the product.

HOW SUPPLIED: Sulfadimethoxine Injection 40% is available in 250 mL sterile multiple dose containers.

Sulfadimethoxine Injection 40% - Each mL contains 400 mg sulfadimethoxine compounded with 20% propylene glycol, 1% benzyl alcohol, 0.1 mg disodium edetate, 1 mg sodium formaldehyde sulfoxylate, and pH adjusted with sodium hydroxide.

REFERENCES

1. Data on file from Hoffmann-La Roche Inc., Nutley, New Jersey.
2. Stowe, C.M., THE SULFONAMIDES, in Jones, L.M. (ed.), Veterinary Pharmacology and Therapeutics, Ames, Iowa, Iowa State University Press. 1965, chapter 33.
3. Baggot, J.D., SOME ASPECTS OF DRUG PERSISTENCE IN DOMESTIC ANIMALS, Res. Vet. Sci. 11:2, 130, 1970

CONTENTS:

EACH mL CONTAINS: 400 mg sulfadimethoxine compounded with 20% propylene glycol, 1% benzyl alcohol, 0.1 mg disodium edetate, 1 mg sodium formaldehyde sulfoxylate, and pH adjusted with sodium hydroxide.

DOSAGE:

To be administered in amounts to provide 25 mg/lb (55 mg/kg) for initial dose, followed by 12.5 mg/lb (27.5 mg/kg) for maintenance doses every 24 hours.

During treatment period, make certain that animals maintain adequate water intake.

Approved by FDA under ANADA # 200-038

Manufactured for: Aspen Veterinary Resources,® Ltd.

Liberty, MO 64068

www.aspenveterinaryresources.com



<p>INDICATIONS:</p> <p>CATTLE - For the treatment of bovine respiratory disease complex (shipping fever complex) and bacterial pneumonia associated with <i>Pasteurella</i> spp. sensitive to sulfadimethoxine; necrotic pododermatitis (foot rot) and calf diptheria caused by <i>Fusobacterium necrophorum</i> (<i>Sphaerophorus necrophorus</i>), sensitive to sulfadimethoxine.</p> <p>FOR INTRAVENOUS USE ONLY IN CATTLE For detailed dosage recommendations, indications, limitations and precautions, read accompanying booklet. Store at 59° to 86°F.</p> <p>RESIDUE WARNINGS: Milk taken from animals during treatment and for 60 hours (5 milkings) after the latest treatment must not be used for food. Do not administer within 5 days of slaughter. A withdrawal period has not been established for this product in pre-ruminating calves. Do not use in calves to be processed for veal.</p> <hr/> <p>Manufactured for: Aspen Veterinary Resources®, Ltd. Liberty, MO 64068 www.aspenveterinaryresources.com S-4041-05 Iss. 02/23 A0118.AL</p> <p>LOT NO.: EXP. DATE:</p>	<p>NDC # 46066-080-04</p> <p>aspen </p> <p>Sulfadimethoxine Injection 40%</p> <p>(sulfadimethoxine) Antibacterial Each mL contains 400 mg sulfadimethoxine</p> <p></p> <p>Caution: Federal law restricts this drug to use by or on the order of a licensed veterinarian. Sterile Multiple Dose Container NOT FOR USE IN HUMANS KEEP OUT OF REACH OF CHILDREN Restricted Drug (California) Use Only as Directed Approved by FDA under ANADA # 200-038</p> <p>NET CONTENTS: 250 mL (8.5 fl oz)</p>	<p>CONTENTS:</p> <p>EACH mL CONTAINS: 400 mg sulfadimethoxine compounded with 20% propylene glycol, 1% benzyl alcohol, 0.1 mg disodium edetate, 1 mg sodium formaldehyde sulfoxylate, and pH adjusted with sodium hydroxide.</p> <p>DOSAGE:</p> <p>To be administered in amounts to provide 25 mg/lb (55 mg/kg) for initial dose, followed by 12.5 mg/lb (27.5 mg/kg) for maintenance doses every 24 hours. During treatment period, make certain that animals maintain adequate water intake.</p> <p>TAKE TIME  OBSERVE LABEL DIRECTIONS</p> <p> 099355036833</p> <p>OPEN HERE </p>
---	--	---

To report suspected adverse drug events, for technical assistance or to obtain a copy of the Safety Data Sheet (SDS), contact Huvepharma, Inc. at 1-877-994-4883 or www.huvepharma.us. For additional information about adverse drug experience reporting for animal drugs, contact FDA at 1-888-FDA-VEIS or http://www.fda.gov/reportanimal.

NOTE: Store at room temperature. Should crystallization occur at cold temperatures, crystals will dissolve either by storing at room temperature for several days or by heating the vial in warm water. Crystallization and redissolution do not impair the efficacy of the product.

HOW SUPPLIED: Sulfadimethoxine Injection 40% is available in 250 mL sterile multiple-dose containers.

Sulfadimethoxine Injection 40% – Each mL contains 400 mg sulfadimethoxine compounded with 20% propylene glycol, 1% benzyl alcohol, 0.1 mg disodium edetate, 1 mg sodium formaldehyde sulfoxylate, and pH adjusted with sodium hydroxide.

REFERENCES

1. Data on file from Hoffmann-La Roche Inc., Nutley, New Jersey.
2. Stowe, C.M., THE SULFONAMIDES, in Jones, L.M. (ed.), Veterinary Pharmacology and Therapeutics, Ames, Iowa, Iowa State University Press, 1965, chapter 33.
3. Baggot, J.D., SOME ASPECTS OF DRUG PERSISTENCE IN DOMESTIC ANIMALS, Res. Vet. Sci. 112, 130, 1970.

CONTENTS:

EACH mL CONTAINS: 400 mg sulfadimethoxine compounded with 20% propylene glycol, 1% benzyl alcohol, 0.1 mg disodium edetate, 1 mg sodium formaldehyde sulfoxylate, and pH adjusted with sodium hydroxide.

DOSAGE:


To be administered in amounts to provide 25 mg/lb (55 mg/kg) for initial dose, followed by 12.5 mg/lb (27.5 mg/kg) for maintenance doses every 24 hours.

During treatment period, make certain that animals maintain adequate water intake.

Approved by FDA under ANADA # 200-038

Manufactured for: Aspen Veterinary Resources,® Ltd. S-4041-05
Liberty, MO 64068 Iss. 02/23
www.aspenveterinaryresources.com

TAKE TIME TO OBSERVE LABEL DIRECTIONS



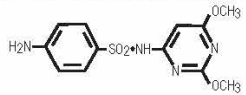
Sulfadimethoxine Injection 40% (sulfadimethoxine) ANTIBACTERIAL

Each mL contains 400 mg Sulfadimethoxine

Caution: Federal law restricts this drug to use only or on the order of a licensed veterinarian.

RESTRICTED DRUG (California) USE ONLY AS DIRECTED NOT FOR USE IN HUMANS KEEP OUT OF REACH OF CHILDREN

DESCRIPTION: Sulfadimethoxine Injection 40% is a low-dosage, rapidly absorbed, long-acting sulfonamide, effective for the treatment of shipping fever complex, bacterial pneumonia, calf diptheria and foot rot in cattle. Sulfadimethoxine is a white, almost tasteless and odorless compound. Chemically, it is N1-(2,6-dimethoxy-4-pyrimidinyl) sulfanilamide. The structural formula is:



ACTIONS: Sulfadimethoxine has been demonstrated clinically or in the laboratory to be effective against a variety of organisms, such as streptococci, klebsiella, proteus, shigella, staphylococci, escherichia, and salmonella.^{1,2} The systemic sulfonamides which include sulfadimethoxine are bacteriostatic agents. Sulfonamides competitively inhibit bacterial synthesis of folic acid (pteroylglutamic acid) from para-aminobenzoic acid. Mammalian cells are capable of utilizing folic acid in the presence of sulfonamides.

The tissue distribution of sulfadimethoxine, as with all sulfonamides, is a function of plasma levels, degree of plasma protein binding, and subsequent passive distribution in the tissues of the lipid-soluble unionized form. The relative amounts are determined by both its pKa and by the pH of excretion. Therefore, levels tend to be higher in less acid tissue and body fluids or those diseased tissues having high concentrations of leucocytes.

Slow renal excretion results from a high degree of tubular reabsorption and plasma protein binding is very high, providing a blood reservoir of the drug. Thus, sulfadimethoxine maintains higher blood levels than most other long-acting sulfonamides. Single, comparatively low doses of sulfadimethoxine give rapid and sustained therapeutic blood levels.

To assure successful sulfonamide therapy (1) the drug must be given early in the course of the disease and it must produce a high sulfonamide level in the body rapidly after administration, (2) therapeutically effective sulfonamide levels must be maintained in the body throughout the treatment period, (3) treatment should continue for a short period of time after the clinical signs have disappeared, and (4) the causative organisms must be sensitive to this class of drugs.

TOXICITY AND SAFETY: Data regarding acute (LD₅₀) and chronic toxicities of sulfadimethoxine indicate the drug is very safe. The LD₅₀ in mice is greater than 2 g/kg body weight when administered intraperitoneally and greater than 16 g/kg when administered orally.

In dogs receiving massive single oral doses of 32 g/kg body weight, diarrhea was the only adverse effect observed. Dogs given 160 mg/kg body weight orally daily for 13 weeks showed no signs of toxicity.

In cattle sulfadimethoxine has been shown to be safe through extensive clinical use with other dosage forms. In addition, studies with intravenous administration of Sulfadimethoxine Injection 40% have demonstrated that hemolysis of erythrocytes does not occur by this route of administration. Sulfadimethoxine has a relatively high

solubility at the pH normally occurring in the kidney, precluding the possibility of precipitation and crystalluria.

INDICATIONS: Sulfadimethoxine Injection 40% is indicated for the treatment of bovine respiratory disease complex (shipping fever complex) and bacterial pneumonia associated with *Pasteurella* spp. sensitive to sulfadimethoxine, necrotic pododermatitis (foot rot) and calf diptheria caused by *Fusobacterium necrophorum* (*Sphaerophorus necrophorus*), sensitive to sulfadimethoxine.

LIMITATIONS: Sulfadimethoxine is not effective in viral or rickettsial infections, and as with any anti-bacterial agent, occasional failures in therapy may occur due to resistant microorganisms. The usual precautions in sulfonamide therapy should be observed.

RESIDUE WARNINGS: Milk taken from animals during treatment and for 60 hours (5 milkings) after the latest treatment must not be used for food. Do not administer within 5 days of slaughter. A withdrawal period has not been established for this product in pre-ruminating calves. Do not use in calves to be processed for veal.

PRECAUTIONS: During treatment period, make certain that animals maintain adequate water intake. If animals show no improvement within 2 or 3 days, consult your veterinarian. Tissue damage may result from perivascular infiltration.

DOSAGE AND ADMINISTRATION: Sulfadimethoxine Injection 40% must be administered only by the intravenous route in cattle. Cattle should receive 1 mL of Sulfadimethoxine Injection 40% per 16 pounds of body weight (55 mg/kg) as an initial dose, followed by 0.5 mL per 16 pounds of body weight (27.5 mg/kg) every 24 hours thereafter. Sulfadimethoxine boluses may be utilized for maintenance therapy in cattle. Representative weights and doses are indicated in the following table:

Animal Weight	Initial Dose	Subsequent Daily Doses
	25 mg/lb (55 mg/kg)	12.5 mg/lb (27.5 mg/kg)
250 lb (113.6 kg)	15.6 mL	7.8 mL
500 lb (227.2 kg)	31.2 mL	15.6 mL
750 lb (340.9 kg)	46.9 mL	23.5 mL
1000 lb (454.5 kg)	62.5 mL	31.3 mL

Length of treatment depends on the clinical response. In most cases treatment for 3 to 5 days is adequate. Treatment should be continued until the animal is asymptomatic for 48 hours.

DIRECTIONS FOR INTRAVENOUS INJECTION:

Equipment needed—

1. A noselead and/or halter sufficiently strong enough to effectively restrain or hold the animal's head steady so that the intravenous injection can be made with ease.
2. Hypodermic needles, 16 or 18 gauge and 2 inches long. Only new, sharp and sterile hypodermic needles should be used. Dull needles should be discarded. Extra needles should always be available in case the needle being used should become clogged.
3. Hypodermic syringes, 40 or 50 mL sterile disposable or reusable glass syringes should be available.
4. Alcohol (70%) or equally effective antiseptic for disinfecting the skin.

Preparation of equipment— Glass syringes and regular hypodermic needles should be thoroughly cleaned and washed. Following this, the needles and syringes should be immersed in boiling water for 30 minutes prior to each injection. Regular hypodermic needles should not be used more than 3-4 times as repeated skin puncturing and boiling of the needles causes them to become quite dull. Disposable hypodermic needles and syringes should not be reused more than once.

Restrain of animal— The cow should preferably be in a stanchion for maximum restraint. If this is not possible, the animal should be restrained in a manner to prevent excessive movement. A nose lead should be applied and the animal's head turned sideways to stretch the skin and tense the muscles of the neck region. (See Figure 1).

Locating the jugular vein— Once the animal has been restrained (as above), you will notice a long depression of the skin from below the angle of the jaw to just above the shoulder. This is known as the jugular furrow or jugular groove. The jugular vein is located just under the jugular groove. (See Figure 1).

Preparation of Sulfadimethoxine Injection 40% for injection— The rubber cap of the bottle should be thoroughly cleaned with 70% alcohol or other satisfactory antiseptic. The correct amount of Sulfadimethoxine Injection 40% for treatment should be calculated (see dosage directions) and that amount withdrawn into a syringe. (See Figure 2). One or two syringes of air should be injected into the bottle first to make withdrawing the drug easier. Sulfadimethoxine Injection 40% should preferably be at room temperature when filling syringes and when injecting intravenously.

Entering the vein— The skin of the injection area should be clean and free of dirt. Cotton saturated with 70% alcohol (or suitable antiseptic) should be used to wipe the injection site.

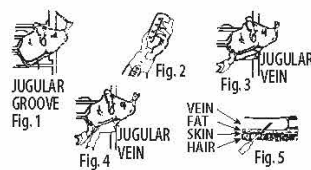
Apply pressure over the jugular vein close to the shoulder. This will reduce the flow of blood to the heart and cause the jugular vein to bulge or enlarge. (See Figure 3). When the jugular vein has been "taped", insert the hypodermic needle at a 45 degree angle through the skin just underneath the jugular vein. The beveled edge of the hypodermic needle should be up. (See Figure 4).

After the skin has been punctured, the point of the needle should be directed toward the side of the vein and pushed into the center of the vein. (See Figure 5). When the needle is in the center of the vein, there will be a free flow of blood back through the needle. Release external pressure when you are sure the needles is within the vein.

Injecting the Sulfadimethoxine Injection 40%— After the needle has been accurately inserted into the jugular vein, firmly attach the syringe containing Sulfadimethoxine Injection 40% to the inserted hypodermic needle. Caution, be sure syringe is free of air. Exert firm pressure on the plunger of the syringe to inject the Sulfadimethoxine Injection 40% while the barrel is held firmly. The injection should be made moderately slow—never rapidly.

If the animal moves, causing resistance in pushing the plunger of the syringe, or if a bubble of the drug is noted under the skin, the needle is no longer within the vein. The needle should be repositioned.

When the injection is completed, quickly withdraw the syringe and needle with a quick, pull and apply light pressure over the injection site with alcohol and cotton to minimize bleeding from the puncture site.



SULFADIMETHOXINE 40%

sulfadimethoxine injection

Product Information

Product Type	PRESCRIPTION ANIMAL DRUG	Item Code (Source)	NDC:46066-552
Route of Administration	INTRAVENOUS		

Active Ingredient/Active Moiety

Ingredient Name	Basis of Strength	Strength
SULFADIMETHOXINE (UNII: 30CPC5LDEX) (SULFADIMETHOXINE - UNII:30CPC5LDEX)	SULFADIMETHOXINE	400 mg in 1 mL

Inactive Ingredients

Ingredient Name	Strength
BENZYL ALCOHOL (UNII: LKG849WBH)	
EDETATE DISODIUM (UNII: 7FLD91C86K)	

PROPYLENE GLYCOL (UNII: 6DC9Q167V3)	
SODIUM FORMALDEHYDE SULFOXYLATE (UNII: X4ZGP7K714)	
SODIUM HYDROXIDE (UNII: 55X04QC32I)	
water (UNII: 059QF0KO0R)	

Packaging

#	Item Code	Package Description	Marketing Start Date	Marketing End Date
1	NDC:46066-552-04	250 mL in 1 VIAL		

Marketing Information

Marketing Category	Application Number or Monograph Citation	Marketing Start Date	Marketing End Date
ANADA	ANADA200038	11/21/2017	

Labeler - Aspen Veterinary Resources, Ltd. (627265361)

Revised: 6/2023

Aspen Veterinary Resources, Ltd.