

LICE- piperonyl butoxide, pyrethrum extract
Rite Aid Corporation

Disclaimer: Most OTC drugs are not reviewed and approved by FDA, however they may be marketed if they comply with applicable regulations and policies. FDA has not evaluated whether this product complies.

Rite Aid Corporation Lice Solution Kit Drug Facts

Lice Killing Shampoo

Active ingredients

Piperonyl butoxide 4%

Pyrethrum extract (equivalent to 0.33% pyrethrins)

Purpose

Lice treatment

Uses

treats head, pubic (crab), and body lice

Warnings

For external use only

Do not use

- near eyes
- inside nose, mouth, or vagina
- on lice in eyebrows or eyelashes. See a doctor if lice are present in these areas.

Ask a doctor before use if you are

- allergic to ragweed. May cause breathing difficulty or an asthmatic attack.

When using this product

- keep eyes tightly closed and protect eyes with a washcloth or towel
- if product gets in eyes, flush with water right away
- scalp itching or redness may occur

Stop use and ask a doctor if

- breathing difficulty occurs
- eye irritation occurs
- skin or scalp irritation continues or infection occurs

Keep out of reach of children.

If swallowed, get medical help or contact a Poison Control Center right away (1-800-222-1222).

Directions

- **Important:** Read warnings before use.

Adults and children 2 years and over:

Inspect

- check each household member with a magnifying glass in bright light for lice/nits (eggs)
- look for tiny nits near scalp, beginning at back of neck and behind ears
- examine small sections of hair at a time
- unlike dandruff which moves when touched, nits stick to the hair
- if either lice or nits are found, treat with this product

Treat

- apply thoroughly to DRY HAIR or other affected area. For head lice, first apply behind ears and to back of neck.
- allow product to remain for 10 minutes, but no longer
- use warm water to form a lather, shampoo, then thoroughly rinse
- for head lice, towel dry hair and comb out tangles

Remove lice and their eggs (nits)

- use a fine-tooth or special lice/nit comb. Remove any remaining nits by hand (using a throw-away glove).
- hair should remain slightly damp while removing nits
- if hair dries during combing, dampen slightly with water
- for head lice, part hair into sections. Do one section at a time starting on top of head. Longer hair may take 1 to 2 hours.
- lift a 1- to 2-inch wide strand of hair. Place comb as close to scalp as possible and comb with a firm, even motion away from scalp.
- pin back each strand of hair after combing
- clean comb often. Wipe nits away with tissue and discard in a plastic bag. Seal bag and discard to prevent lice from coming back.
- after combing, thoroughly recheck for lice/nits. Repeat combing if necessary.
- check daily for any lice/nits that you missed
- a second treatment must be done in 7 to 10 days to kill any newly hatched lice
- if infestation continues, see a doctor for other treatments

Children under 2 years: ask a doctor

Other information

- store at 20-25°C (68-77°F)
- keep carton for important product information

- see package insert for additional information

Inactive ingredients

benzyl alcohol, C13-C14 isoparaffin, fragrance, polyoxyethylene (1,1,3,3-tetramethyl butyl) phenyl ether, purified water, xanthan gum

Questions or comments?

1-800-719-9260

Product Information - Lice & Egg Comb-Out Gel

Use

to make egg and nit removal from the hair faster and easier

Warnings

For external use only. Keep out of reach of children.

Directions for use

- **before using, read consumer information insert for complete directions**
- use AFTER shampooing with a lice killing shampoo or other similar product to kill lice
- towel dry hair and comb out tangles with regular comb
- apply this product to one section of damp hair at a time
- massage well to ensure that the product covers the entire section
- pay special attention to the areas behind the ears and at the nape of the neck where nits and eggs are more likely to be found
- comb out the dead lice, eggs and nits with the enclosed comb (see insert for additional combing instructions). **This step is very important.**
- if hair dries during combing, dampen slightly with water and re-apply gel as needed
- rinse thoroughly with warm water after you have combed entire head
- disinfect combs with hot water (130°F)

Other information

- it is important to wash in hot water (130°F) all clothing, bedding, towels, and hair products (combs, brushes) used by infested persons
- dry clean non-washable fabrics
- to eliminate infestation of furniture and bedding that cannot be washed or dry cleaned, a multi-use lice spray may be used
- **this product does not kill lice or their eggs.** Use this product only after treating with a lice killing shampoo or other similar product.
- store at 20-25°C (68-77°F)

Ingredients

purified water, glycerin, hydroxyethylcellulose, PG-hydroxyethylcellulose cocodimonium chloride, polysorbate 20, DMDM hydantoin, fragrance, iodopropynyl butylcarbamate

Questions or comments?

1-800-719-9260

Home Lice, Bedbug & Dust Mite Spray

ACTIVE INGREDIENT:

†Permethrin..... 0.50%

††OTHER INGREDIENTS:..... 99.50%

{Total:} 100.00%

†Cis/trans ratio: Max. 55% (+/-) cis and Min. 45% (+/-) trans.

††Contains petroleum distillate

FIRST AID

If on skin or clothing:	<ul style="list-style-type: none">• Take off contaminated clothing.• Rinse skin immediately with plenty of water for 15-20 minutes.• Call a poison control center or doctor for treatment advice.
If in eyes:	<ul style="list-style-type: none">• Hold eye open and rinse slowly and gently with water for 15-20 minutes.• Remove contact lenses, if present, after the first 5 minutes, then continue rinsing eye.• Call a poison control center or doctor for treatment advice.
If inhaled:	<ul style="list-style-type: none">• Move person to fresh air.• If person is not breathing, call 911 or an ambulance, then give artificial respiration, preferably by mouth-to-mouth, if possible.

HOT LINE NUMBER

Have the product container or label with you when calling a poison control center or doctor, or going for treatment. For additional information on this product (including health concerns, medical emergencies or pesticide incidents), you may call 1-800-222-1222.

NOTE TO PHYSICIAN

Contains petroleum distillate – vomiting may cause aspiration pneumonia.

PRECAUTIONARY STATEMENTS

Hazards to Humans & Domestic Animals

CAUTION: Harmful if absorbed through skin. Avoid inhalation of spray mist. Causes moderate eye irritation. Avoid contact with skin, eyes or clothing. Wash thoroughly with soap and water after handling and before eating, drinking, chewing gum, or using tobacco or the toilet. Remove and wash contaminated clothing before reuse.

PHYSICAL OR CHEMICAL HAZARDS

Contents under pressure. Do not use or store near heat or open flame. Do not puncture or incinerate container. Exposure to temperatures above 130°F (54°C) may cause bursting.

DIRECTIONS FOR USE

It is a violation of Federal law to use this product in a manner inconsistent with its labeling.

Use Restrictions:

- Do not allow adults, children, or pets to enter until vapors, mists and aerosols have dispersed, and the treated area has been thoroughly ventilated.
- Do not allow adults, children, or pets to enter the treated area until sprays have dried.
- In the home, all food processing surfaces and utensils should be covered during treatment or thoroughly washed before use. Exposed food should be covered or removed.

- Remove pets, birds and cover any water inhabited by fish (such as aquariums and ornamental fish ponds) before application. Turn off aquarium filtering systems before spraying and wait approximately 15 minutes after application before turning the filter back on.
- **This product is not for use on humans.** If lice infestations should occur on humans, use a product labeled for use on humans.
- Application is prohibited directly into sewers or drains, or to any area like a gutter where drainage to sewers, storm drains, water bodies, or aquatic habitat can occur. Do not allow the product to enter any drain during or after application.
- Not for broadcast use on indoor residential surfaces.

SHAKE WELL BEFORE USING

Remove protective cap. Hold container upright with nozzle away from you. Depress valve and spray from a distance of 8-10 inches (12 to 15 inches for baseboards, moldings and floors). Test product on an inconspicuous area before applying to check for possible staining or discoloration. Inspect again after drying. Spray to the point of dampness but not run-off. Over application may cause damage. Will not stain surfaces or fabrics where water alone causes no damage.

This product is Step 3 of a three step lice control system.

Step 1: Kill lice with a lice killing shampoo. Re-apply in 10 days.

Step 2: Comb out eggs & nits with a fine toothed comb or the comb provided.

Step 3: Clean home. Use this product {OR customer name and/or product title} for non-washable items. Washables should be washed in hot water and dried in high heat.

To kill **Lice** and **Louse eggs**: Clean home. Use this product for non-washable items. Washables should be washed in hot water and dried in high heat. Spray in an inconspicuous area to test for possible staining or discoloration. Inspect again after drying, then proceed to spray entire area to be treated. Hold container upright with nozzle away from you. Depress valve and spray from a distance of 8 to 10 inches. Spray each square foot for three seconds. Spray to the point of dampness but not run-off. Allow all sprayed articles to dry thoroughly before use. If lice infestation occurs on humans, use a product labeled for use on humans. Spray only those articles and parts of bedding including mattresses and furniture that cannot be either laundered or dry-cleaned. Do not use on sheets or pillowcases.

Bedbugs: Spray mattresses, particularly around tufts and seams. Take beds apart and spray into all joints. Treat baseboards, moldings and floors. Spray to the point of dampness but not run-off. After mattress is dry, cover with mattress cover and sheet. Do not use mattress without cover. Retreat if infestation occurs, but not more than once every two weeks.

To kill **House Dust Mites (*Dermatophagoides spp.*)**: this product controls house dust mites that may cause asthma, hay fever, rhinitis, watery eyes and sneezing. One treatment lasts for up to 8 weeks. **On Upholstered Furniture** – Test fabric in an inconspicuous area to insure dyes will not bleed. Spray all fabric surfaces until damp. Do not use on delicate fabrics. Allow furniture to dry thoroughly before using. **On Carpets** – Spray over entire carpet until damp. Hold nozzle approximately 12 to 18 inches from the carpet surface and spray in a sweeping motion. Use an overlapping pattern to insure total coverage. After application, brush the surface of the carpet with a broom or brush to insure deep penetration. Allow carpet to dry thoroughly before reentering the treated area. Drying time can be accelerated by using a fan. **On Mattresses** – Spray the top, bottom and sides of mattresses until damp, paying particular attention to tufts and seams. Allow to dry thoroughly before using. After mattress is dry, cover with mattress cover and sheet. Do not use mattress without cover. Vacuum entire area once dry. Since vacuuming stirs dust up in the air those with allergies should have another person vacuum or should wear a dust mask and use vacuum with a high efficiency particulate (HEPA) filter.

STORAGE AND DISPOSAL

Do not contaminate water, food or feed by storage or disposal.

Storage: Store in a cool, dry area away from children and pets and away from heat, sparks and open flame. Do not transport or store below 32°F (0°C).

Pesticide Disposal and Container Handling: Do not puncture or incinerate.

If empty: Place in trash or offer for recycling if available.

If partly filled: Call your local solid waste agency or 1-800-CLEANUP (253-2687) for disposal instructions.

NOTICE: To the extent consistent with applicable law, purchaser assumes all responsibility for safety and use not in accordance with directions.

Consumer information

Steps to Success

with 1-2-3 Lice Control System

Complete lice control for your family and home

Step 1: Treat

Lice Killing Shampoo

See Usage Guidelines to estimate how much product you will need.

Inspect

- Check each household member with a magnifying glass in bright light for lice/nits (eggs).
- Look for tiny nits near scalp, beginning at back of neck and behind ears.
- Examine small sections of hair at a time.
- Unlike dandruff which moves when touched, nits stick to the hair.
- If either lice or nits are found, treat with this product.

NOTE:

- Use towels to protect child's eyes from treatment and prevent clothes from getting wet.
- Apply Lice Killing Shampoo thoroughly to **DRY HAIR** or other affected area.
- Wetting the hair dilutes the treatment making it less effective.
- Also, lice can hold their breath when immersed in water making it difficult for the active ingredient to penetrate the lice.



- For head lice, thoroughly massage shampoo into scalp, behind the ears and to the back of the neck. Lice can crawl up and down the shaft of the hair very quickly so it is important to apply the treatment from the roots to the ends of the hair.



- Allow product to remain on the hair (or other affected area) for 10 minutes, but no longer.



- Add warm water and massage to form a lather.
- Shampoo, then rinse thoroughly.



- For head lice, towel dry hair and comb out tangles.
- Proceed to Step 2.
- **A second treatment must be done in 7 to 10 days to kill any newly hatched lice.**

Usage	Hair	Short	Medium	Long
Guidelines	Length	(ear length)	(shoulder	(past

	or shorter)	length)	shoulder length)
Approximate Amount for 1 Adult/Child 2 years and over	First application: 1 oz –	First application: 2 oz	First application: 3 oz –
	Second application: 1 oz –	Second application: 2 oz	Second application: 3 oz –
	Total: 2 oz	Total: 4 oz	Total: 6 oz
		4 oz	6 oz
			8 oz
Children under 2 years: ask a doctor			

Step 2: Remove

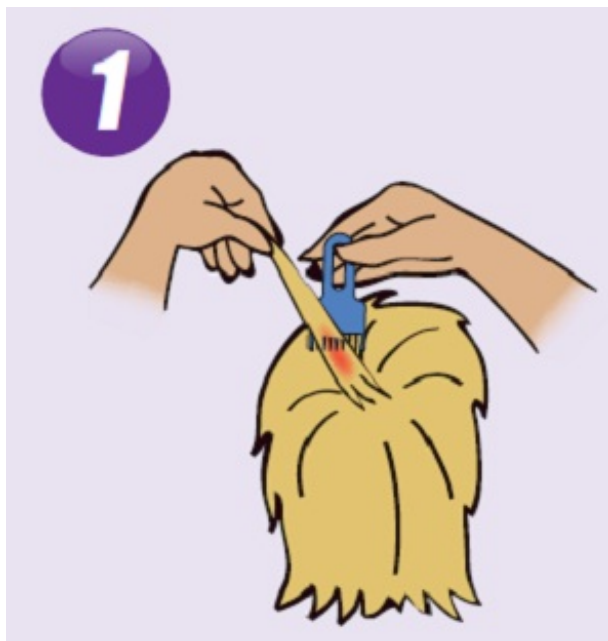
Lice & Egg Comb-Out Gel

This product should be used **AFTER** Lice Killing Shampoo (Step 1). Combing out eggs & nits* is an **essential step** to complete lice control.

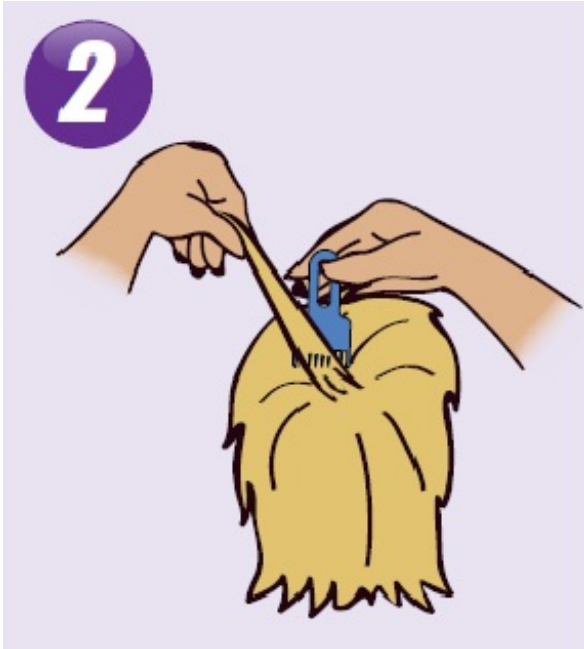
See Usage Guidelines to estimate how much product you will need.

NOTE:

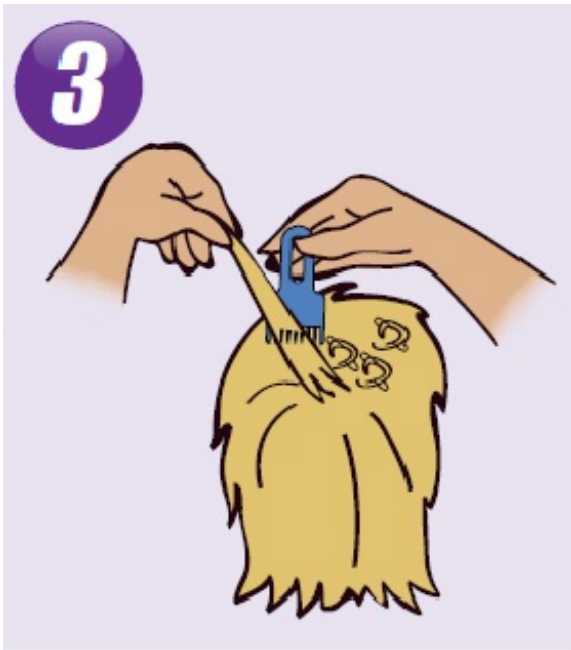
- A fine-toothed comb or the special lice/nit removing comb (included) must be used to remove lice, eggs, and nits from hair.
- Before starting have on hand:
 - Extra towels
 - Bobby pins or hair clips
 - Facial tissues or paper towels
 - Regular comb for parting and detangling hair
 - Throw-away gloves
- Find a distraction for your child (e.g. books, TV, game).
- Comb out damp hair with a regular wide-tooth comb to take out snarls and tangles.



- Apply Lice & Egg Comb-Out Gel to one section of hair. (Do not apply to entire head at once, since gel dries quickly.)
- Massage thoroughly until all strands of hair in this section are covered with the gel.
- When combing, use the fine-toothed lice/nit comb provided and make sure the teeth are facing you.



- Part hair into sections. Do one section at a time starting on top of head. Longer hair may take 1 to 2 hours.
- Lift a small strand of hair (about 1-2" wide) from the section with the gel.
- Begin combing in a "scooping" motion. Place comb as close to scalp as possible and comb with a firm, even motion away from scalp, from the roots to the ends of the hair (newly-laid eggs are found near the roots of the hair so it is important to get the teeth very close to the scalp). Make sure the teeth are deeply embedded into the strands as you comb through.
- Always comb away from the head.
- Wipe eggs and nits from the teeth of the comb often with a tissue or paper towel.
- Remove any remaining nits by hand (using a throw-away glove).



- Pin back the strand you just finished combing with a bobby pin or hair clip.
- Lift up another 1-2 inch wide strand with gel and repeat the combing procedure.
- When one section with gel has been combed and pinned, apply Lice & Egg Comb-Out Gel to another section of hair. Continue to comb hair 1-2 inches at a time until entire head has been combed and pinned.



- Keep the hair damp during combing. If hair dries during combing, dampen slightly with water, and re-apply Lice & Egg Comb-Out Gel as needed.

- After you have combed and pinned the entire head, remove all bobby pins or hair clips and thoroughly recheck for lice/nits. Repeat combing if necessary. Rinse hair thoroughly with warm water. If desired, you may also wash with regular shampoo.
- Discard all the used tissues or cloths into a sealed plastic bag and dispose of immediately to prevent lice from coming back.

* Nits are empty eggshells left behind when lice hatch from eggs.

Usage Guidelines	Hair Length	Short (ear length or shorter)	Medium/Long (shoulder length or longer)
Approximate Amount for 1 Adult/Child 2 years and over		First application: ½ tube Second application: ½ tube Total: 1 tube (2 oz)	First application: 1 tube (2 oz) Second application: 1 tube (2 oz) Total: 2 tubes (4 oz)
Children under 2 years : ask a doctor			

Step 3: Control

Home Lice, Bedbug & Dust Mite Spray

- Use Home Lice, Bedbug & Dust Mite Spray to kill lice and their eggs on mattresses, furniture, car interiors and other non-washable items. A regular disinfectant spray will not kill lice and their eggs.
- After spraying the infested area, vacuum rugs and carpets. Dispose of the vacuum cleaner bags after use.
- Wash all clothes, towels, washable hats, scarves, coats and bed linens in hot water. Dry in high heat for at least 20 minutes.
- Dry clean non-washables.
- Personal combs and brushes may be disinfected by soaking in hot water (above 54°C (130°F)) for at least 10 minutes.
- Place stuffed toys in plastic bags and seal them for 4 weeks.

Checklist

-
- Home and auto upholstery
 - Bike/sports helmets

- | | |
|------------------------------------|------------------------------------|
| - Mattresses, pillows, pillowcases | - Coats, scarves, earmuffs, gloves |
| - Bed linen | - Play mats |
| - Towels | - Clothing |
| - Stuffed animals, toys | - Barrettes/hair ornaments |
| - Headphones | - Hair rollers |
| - Hats | - Combs and brushes |
| - Headbands | - Baseball caps |
-

Daily Checking

TO PREVENT REINFESTATION:

- Carefully inspect infested family member **daily** for at least 2 weeks. If you see eggs or nits, repeat Step 2.
- Check other family members for Head Lice. If anyone in the family is infested, follow Step 1 and Step 2. Repeat Step 3 with any articles or items with which they have come into contact.

Second Application

Repeat the same procedures within 7-10 days for Step 1: Treat and Step 2: Remove

There may be some eggs that were not combed out after the first treatment. These eggs will hatch and need to be killed with the second treatment.

If infestation continues, see a doctor for other treatments.

Did You Know?

Head Lice

- Lay small white eggs (nits) on hair shaft close to scalp.
- Nits are most easily found on back of neck or behind ears.
- Disinfect hats, hair ribbons, scarves, coats, towels, and bed linens by machine washing in hot water (above 54°C (130°F)), then using hottest dryer cycle for at least 20 minutes.
- Items that cannot be washed (bedspreads, blankets, pillows, stuffed toys, etc.) should be dry-cleaned or sealed in a plastic bag for 4 weeks, then removed outdoors and shaken out very hard before using again.
- Items that cannot be washed, dry-cleaned, or stored may be sprayed with a product designed for this purpose.
- Soak all combs and brushes in hot water (above 54°C (130°F)) for at least 10 minutes.

- Vacuum all carpets, mattresses, upholstered furniture, and car seats that may have been used by affected people.

Pubic (Crab) Lice

- May be transmitted by sexual contact. Sexual partners should be treated simultaneously to avoid reinfestation.
- Lice are very small and look like brown or grey dots on skin.
- Usually cause intense itching and lay small white eggs (nits) on the hair shaft generally close to the skin surface.
- May be present on the short hairs of groin, thighs, trunk, and underarms, and occasionally on the beard and mustache.
- Disinfect underwear by machine washing in hot water (above 54°C (130°F)), then using hottest dryer cycle for at least 20 minutes.

Body Lice

- Body lice and their eggs (nits) are generally found in the seams of clothing particularly in waistline and armpit area.
- Body lice feed on skin then return to clothing to lay their eggs.
- Disinfect clothing by machine washing in hot water (above 54°C (130°F)), then using hottest dryer cycle for at least 20 minutes.
- Do not seal clothing in a plastic bag because nits can remain dormant for up to 30 days.

Save this insert for future reference

: 10100 00 J1

Distributed By



Allegan, MI 49010

Keep carton for important product information.

Lice Killing Shampoo

Drug Facts

Active ingredients

Piperonyl butoxide 4%

Pyrethrum extract

(equivalent to 0.33% pyrethrins)

Purpose

Lice treatment

Uses

treats head, pubic (crab), and body lice

Warnings

For external use only

Do not use

- near eyes
- inside nose, mouth, or vagina
- on lice in eyebrows or eyelashes. See a doctor if lice are present in these areas.

Ask a doctor before use if you are

- allergic to ragweed. May cause breathing difficulty or an asthmatic attack.

When using this product

- keep eyes tightly closed and protect eyes with a washcloth or towel
- if product gets in eyes, flush with water right away
- scalp itching or redness may occur

Stop use and ask a doctor if

- breathing difficulty occurs
- eye irritation occurs
- skin or scalp irritation continues or infection occurs

Keep out of reach of children.

If swallowed, get medical help or contact a Poison Control Center right away. (1-800-222-1222)

Directions

- Important: Read warnings before use

Other information

- store at 20-25°C (68-77°F)

Inactive ingredients

benzyl alcohol, C13-C14 isoparaffin, fragrance, polyoxyethylene (1,1,3,3-tetramethyl butyl) phenyl ether, purified water, xanthan gum

Questions or comments?

1-800-719-9260

Lice & Egg Comb-Out Gel

Product Information

Use

to make egg and nit removal from the hair faster and easier

Warnings

For external use only. Keep out of reach of children.

Ingredients

purified water, glycerin, hydroxyethylcellulose, PG-hydroxyethylcellulose cocodimonium chloride, polysorbate 20, DMDM hydantoin, fragrance, iodopropynyl butylcarbamate

Store at 20-25°C (68-77°F)

Home Lice, Bedbug & Dust Mite Spray

Not for use on humans

ACTIVE INGREDIENT:

†Permethrin 0.50%

††**OTHER INGREDIENTS:99.50%**

100.00%

†Cis/trans ratio: Max. 55% (+/-) cis and Min. 45% (+/-) trans.

††Contains petroleum distillate

FIRST AID

If on skin or clothing:

- Take off contaminated clothing.
- Rinse skin immediately with plenty of water for 15-20 minutes.
- Call a poison control center or doctor for treatment advice.

If in eyes:

- Hold eye open and rinse slowly and gently with water for 15-20 minutes.
- Remove contact lenses, if present, after the first 5 minutes, then continue rinsing eye.
- Call a poison control center or doctor for treatment advice.

HOT LINE NUMBER

Have the product container or label with you when calling a poison control center or doctor, or going for treatment. For additional information on this product (including health concerns, medical emergencies or pesticide incidents), you may call 1-800-222-1222.

NOTE TO PHYSICIAN

Contains petroleum distillate – vomiting may cause aspiration pneumonia.

PRECAUTIONARY STATEMENTS

Hazards To Humans & Domestic Animals

CAUTION: Harmful if absorbed through skin. Causes moderate eye irritation. Avoid contact with skin, eyes or clothing. Wash thoroughly with soap and water after handling and before eating, drinking, chewing gum, or using tobacco or the toilet. Remove and wash contaminated clothing before reuse.

PHYSICAL OR CHEMICAL HAZARDS

Contents under pressure. Do not use or store near heat or open flame. Do not puncture or incinerate container. Exposure to temperatures above 130°F (54°C) may cause bursting.

DIRECTIONS FOR USE

It is a violation of Federal law to use this product in a manner inconsistent with its labeling.

Use Restrictions:

- Do not allow adults, children, or pets to enter until vapors, mists and aerosols have dispersed, and the treated area has been thoroughly ventilated.
- Do not allow adults, children, or pets to enter the treated area until sprays have dried.
- In the home, all food processing surfaces and utensils should be covered during treatment or thoroughly washed before use. Exposed food should be covered or removed.
- Remove pets, birds and cover any water inhabited by fish (such as aquariums and ornamental fish ponds) before application. Turnoff aquarium filtering systems before spraying and wait approximately 15 minutes after application before turning the filter back on.
- **This product is not for use on humans.** If lice infestations should occur on humans, use a product labeled for use on humans.
- Application is prohibited directly into sewers or drains, or to any area like a gutter where drainage to sewers, storm drains, water bodies, or aquatic habitat can occur. Do not allow the product to enter any drain during or after application.
- Not for broadcast use on indoor residential surfaces.

SHAKE WELL BEFORE USING

Remove protective cap. Hold container upright with nozzle away from you. Depress valve and spray from a distance of 8-10 inches (12 to 15 inches for baseboards, moldings and floors). Test product on an inconspicuous area before applying to check for possible staining or discoloration. Inspect again after drying. Spray to the point of dampness but not run-off. Over application may cause damage. Will not stain surfaces or fabrics where water alone causes no damage.

To kill **Lice** and **Louse eggs**: Clean home. Use this product for non-washable items. Washables should be washed in hot water and dried in high heat. Spray in an inconspicuous area to test for possible staining or discoloration. Inspect again after drying, then proceed to spray entire area to be treated. Hold container upright with nozzle away from you. Depress valve and spray from a distance of 8 to 10 inches. Spray each square foot for three seconds. Spray to the point of dampness but not run-off. Allow all sprayed articles to dry thoroughly before use. If lice infestation occurs on humans, use a product labeled for use on humans. Spray only those articles and parts of bedding including mattresses and furniture that cannot be either laundered or dry-cleaned. Do not use on sheets or pillowcases.

Bedbugs: Spray mattresses, particularly around tufts and seams. Take beds apart and spray into all joints. Treat baseboards, moldings and floors. Spray to the point of dampness but not run-off. After mattress is dry, cover with mattress cover and sheet. Do not use mattress without cover. Retreat if infestation occurs, but not more than once every two weeks.

To kill **House Dust Mites (*Dermatophagoides spp.*)** a multi-use lice spray controls house dust mites that may cause asthma, hay fever, rhinitis, watery eyes and sneezing. One treatment lasts for up to 8 weeks. **On Upholstered Furniture** – test fabric in an inconspicuous area to insure dyes will not bleed. Spray all fabric surfaces until damp. Do not use on delicate fabrics. Allow furniture to dry thoroughly before using. **On Carpets** – Spray over entire carpet until damp. Hold nozzle approximately 12 to 18 inches from the carpet surface and spray in a sweeping motion. Use an overlapping pattern to insure total coverage. After application, brush the surface of the carpet with a broom or brush to insure deep penetration. Allow carpet to dry thoroughly before reentering the treated area. Drying time can be accelerated by using a fan. **On Mattresses** – Spray the top, bottom and sides of mattresses until damp, paying particular attention to tufts and seams. Allow to dry thoroughly before using. After mattress is

dry, cover with mattress cover and sheet. Do not use mattress without cover. Vacuum entire area once dry. Since vacuuming stirs dust up in the air those with allergies should have another person vacuum or should wear a dust mask and use vacuum with a high efficiency particulate (HEPA) filter.

STORAGE AND DISPOSAL

Do not contaminate water, food or feed by storage or disposal.

Storage: Store in a cool, dry area away from children and pets and away from heat, sparks and open flame. Do not transport or store below 32°F (0°C).

Pesticide Disposal and Container Handling: Do not puncture or incinerate.

If empty: Place in trash or offer for recycling if available.

If partly filled: Call your local solid waste agency or 1-800-CLEANUP (253-2687) for disposal instructions.

To the extent consistent with applicable law, purchaser assumes all responsibility for safety and use not in accordance with directions.

See carton for EPA numbers.

Package/Label Principal Display Panel

Compare to the active ingredients of RID® Lice Killing Shampoo

pyrinyl

lice solution kit

1-2-3 lice control system

step 1 lice killing shampoo

works fast to kill lice and eggs

for the treatment of head lice, crab lice, and body lice

step 2 egg & nit combing removal gel

use after lice killing treatment to help prevent reinfestation

makes egg & nit removal faster & easier

step 3 home lice, bedbug & dust mite spray

for bedding and furniture

kills lice and their eggs on mattresses, furniture, car interiors and other non-washable items

NET 4 FL OZ (118 mL) SHAMPOO

NET WT 2 OZ (57 g) GEL

NET WT 5 OZ (142 g) SPRAY – ONE NIT COMB

KEEP OUT OF REACH OF CHILDREN

CAUTION:

See Back and Side Panel for Additional Information



*Compare to the active ingredients of RID® Lice Killing Shampoo

pyrinyll lice solution kit

1-2-3 lice control system

step 1 lice killing shampoo

- works fast to kill lice and eggs
- for the treatment of head lice, crab lice, and body lice

step 2 egg & nit combing removal gel

- use after lice killing treatment to help prevent reinfestation
- makes egg & nit removal faster & easier

step 3 home lice, bedbug & dust mite spray

- for bedding and furniture
- kills lice and their eggs on mattresses, furniture, car interiors and other non-washable items

INSTRUCCIONES EN
ESPAÑOL INCLUIDAS

NET 4 FL OZ (118 mL) SHAMPOO
NET WT 2 OZ (57 g) GEL
NET WT 5 OZ (142 g) SPRAY • ONE NIT COMB

**KEEP OUT OF REACH
OF CHILDREN**
CAUTION:
See Back and Side Panel
for Additional Information



1-2-3 Lice Control System

Complete lice control for your family and home

STEP 1 TREAT

- Apply Lice Killing Shampoo according to label directions.
- Repeat this step 7 to 10 days later to help prevent reinfestation.

STEP 2 REMOVE

- After Step 1, comb out the eggs and nits in the hair with a fine-toothed comb or with the comb included.
- Apply Lice, Egg & Nit Combing Removal Gel on damp hair to make removal faster and easier.

STEP 3 CONTROL

- Use Home Lice, Bedbug & Dust Mite Spray to kill lice and their eggs on mattresses, furniture, car interiors and other non-washable items.
- Wash bed linens, clothing and other items in hot water and dry in high heat.

IMPORTANT: Read detailed directions inside before using.

This kit contains 3 products for complete lice control for your family and home. The 4 oz. bottle of shampoo and 2 oz. tube of gel should be enough product to treat one person. However, amount of product needed will vary by hair length. See below for guidelines.

Lice Killing Shampoo	
Hair Length	Approximate Amount For 1 Adult/Child:
Short (ear length or shorter)	First Application: 1 oz - 2 oz
	Second Application: 1 oz - 2 oz
	Total: 2 oz - 4 oz
Medium (shoulder length)	First Application: 2 oz - 3 oz
	Second Application: 2 oz - 3 oz
	Total: 4 oz - 6 oz
Long (past shoulder length)	First Application: 3 oz - 4 oz
	Second Application: 3 oz - 4 oz
	Total: 6 oz - 8 oz

Lice, Egg & Nit Combing Removal Gel	
Hair Length	Approximate Amount For 1 Adult/Child:
Short (ear length or shorter)	First Application: ½ Tube
	Second Application: ½ Tube
	Total: 1 Tube (2 oz)
Medium/Long (shoulder length or longer)	First Application: 1 Tube
	Second Application: 1 Tube
	Total: 2 Tubes (4 oz)

lice pyrinyl solution kit

NET 4 FL OZ (118 mL) SHAMPOO
NET WT 2 OZ (57 g) GEL
NET WT 5 OZ (142 g) SPRAY
ONE NIT COMB



Lice Killing Shampoo

Drug Facts

Active ingredients Purpose
Piperonyl butoxide 4% Lice treatment
Pyrrethrum extract (equivalent to 0.33% pyrethrins) Lice treatment

Uses treats head, pubic (crab), and body lice

Warnings

For external use only

Do not use ■ near eyes ■ inside nose, mouth, or vagina
■ on lice in eyebrows or eyelashes. See a doctor if lice are present in these areas.

Ask a doctor before use if you are ■ allergic to ragweed. May cause breathing difficulty or an asthmatic attack.

When using this product

■ keep eyes tightly closed and protect eyes with a washcloth or towel
■ if product gets in eyes, flush with water right away
■ scalp itching or redness may occur

Stop use and ask a doctor if

■ breathing difficulty occurs ■ eye irritation occurs
■ skin or scalp irritation continues or infection occurs

Keep out of reach of children. If swallowed, get medical help or contact a Poison Control Center right away (1-800-222-1222).

Directions

■ **Important: Read warnings before use.**

■ **Adults and children 2 years and over:**

Inspect
■ check each household member with a magnifying glass in bright light for lice/nits (eggs)
■ look for tiny nits near scalp, beginning at back of neck and behind ears
■ examine small sections of hair at a time
■ unlike dandruff which moves when touched, nits stick to the hair
■ if either lice or nits are found, treat with this product

Treat

■ apply thoroughly to **DRY HAIR** or other affected area. For head lice, first apply behind ears and to back of neck.
■ allow product to remain for 10 minutes, but no longer
■ use warm water to form a lather, shampoo, then thoroughly rinse
■ for head lice, towel dry hair and comb out tangles

Remove lice and their eggs (nits)

■ use a fine-tooth or special lice/nit comb. Remove any remaining nits by hand (using a throw-away glove).
■ hair should remain slightly damp while removing nits
■ if hair dries during combing, dampen slightly with water
■ for head lice, part hair into sections. Do one section at a time starting on top of head. Longer hair may take 1 to 2 hours.
■ lift a 1- to 2-inch wide strand of hair. Place comb as close to scalp as possible and comb with a firm, even motion away from scalp.
■ pin back each strand of hair after combing
■ clean comb often. Wipe nits away with tissue and discard in a plastic bag. Seal bag and discard to prevent lice from coming back.
■ after combing, thoroughly recheck for lice/nits. Repeat combing if necessary.
■ check daily for any lice/nits that you missed
■ a second treatment must be done in 7 to 10 days to kill any newly hatched lice

Drug Facts (continued)

■ if infestation continues, see a doctor for other treatments
Children under 2 years: ask a doctor

Other information ■ store at 20-25°C (68-77°F)
■ keep carton for important product information
■ see package insert for additional information

Inactive ingredients benzyl alcohol, C13-C14 isoparaffin, fragrance, polyoxyethylene (1,1,3,3-tetramethyl butyl) phenyl ether, purified water, xanthan gum

Questions or comments? 1-800-719-9260

Lice & Egg Comb-Out Gel

Product information

Use

to make egg and nit removal from the hair faster and easier

Warnings

For external use only. Keep out of reach of children.

Directions for use

■ before using, read consumer information insert for complete directions
■ use AFTER shampooing with a lice killing shampoo or other similar product to kill lice
■ towel dry hair and comb out tangles with regular comb
■ apply this product to one section of damp hair at a time
■ massage well to ensure that the product covers the entire section
■ pay special attention to the areas behind the ears and at the nape of the neck where nits and eggs are more likely to be found
■ comb out the dead lice, eggs and nits with the enclosed comb (see insert for additional combing instructions).
This step is very important.
■ if hair dries during combing, dampen slightly with water and re-apply gel as needed
■ rinse thoroughly with warm water after you have combed entire head
■ disinfect combs with hot water (130°F)

Other information

■ it is important to wash in hot water (130°F) all clothing, bedding, towels, and hair products (combs, brushes) used by infested persons
■ dry clean non-washable fabrics
■ to eliminate infestation of furniture and bedding that cannot be washed or dry cleaned, a multi-use lice spray may be used
■ this product does not kill lice or their eggs. Use this product only after treating with a lice killing shampoo or other similar product.
■ store at 20-25°C (68-77°F)

Ingredients purified water, glycerin, hydroxyethylcellulose, PG-hydroxyethylcellulose cocodimonium chloride, polysorbate 20, DMDM hydantoin, fragrance, iodopropynyl butylcarbamate

Questions or comments? 1-800-719-9260

Home Lice, Bedbug & Dust Mite Spray

Not for use on humans.

ACTIVE INGREDIENT:

Permethrin.....0.50%

†† OTHER INGREDIENTS:.....99.50%

100.00%

† Cis/trans ratio: Max. 55% (+/-) cis and Min. 45% (+/-) trans.

†† Contains petroleum distillate

FIRST AID

If on skin or clothing:

- Take off contaminated clothing.
- Rinse skin immediately with plenty of water for 15-20 minutes.
- Call a poison control center or doctor for treatment advice.

If in eyes:

- Hold eye open and rinse slowly and gently with water for 15-20 minutes.
- Remove contact lenses, if present, after the first 5 minutes, then continue rinsing eye.
- Call a poison control center or doctor for treatment advice.

If inhaled:

- Move person to fresh air.
- If person is not breathing, call 911 or an ambulance, then give artificial respiration, preferably by mouth-to-mouth, if possible.

HOT LINE NUMBER

Have the product container or label with you when calling a poison control center or doctor, or going for treatment. For additional information on this product (including health concerns, medical emergencies or pesticide incidents), you may call 1-800-222-1222.

NOTE TO PHYSICIAN

Contains petroleum distillate - vomiting may cause aspiration pneumonia.

PRECAUTIONARY STATEMENTS

Hazards to Humans & Domestic Animals

CAUTION: Harmful if absorbed through skin. Avoid inhalation of spray mist. Causes moderate eye irritation. Avoid contact with skin, eyes or clothing. Wash thoroughly with soap and water after handling and before eating, drinking, chewing gum, or using tobacco or the toilet. Remove and wash contaminated clothing before reuse.

PHYSICAL OR CHEMICAL HAZARDS

Contents under pressure. Do not use or store near heat or open flame. Do not puncture or incinerate container. Exposure to temperatures above 130°F (54°C) may cause bursting.

DIRECTIONS FOR USE

It is a violation of Federal law to use this product in a manner inconsistent with its labeling.

Use Restrictions:

- Do not allow adults, children, or pets to enter until vapors, mists and aerosols have dispersed, and the treated area has been thoroughly ventilated.
- Do not allow adults, children, or pets to enter the treated area until sprays have dried.
- In the home, all food processing surfaces and utensils should be covered during treatment or thoroughly washed before use. Exposed food should be covered or removed.
- Remove pets, birds and cover any water inhabited by fish (such as aquariums and ornamental fish ponds) before application. Turn off aquarium filtering systems before spraying and wait approximately 15 minutes after application before turning the filter back on.
- This product is not for use on humans. If lice infestations should occur on humans, use a product labeled for use on humans.
- Application is prohibited directly into sewers or drains, or to any area like a gutter where drainage to sewers, storm drains, water bodies, or aquatic habitat can occur. Do not allow the product to enter any drain during or after application.
- Not for broadcast use on indoor residential surfaces.

SHAKE WELL BEFORE USING

Remove protective cap. Hold container upright with nozzle away from you. Depress valve and spray from a distance of 8-10 inches (12 to 15 inches for baseboards, moldings and floors). Test product on an inconspicuous area before applying to check for possible staining or discoloration. Inspect again after drying. Spray to the point of dampness but not run-off. Over application may cause damage. Will not stain surfaces or fabrics where water alone causes no damage.

This product is Step 3 of a three step lice control system. Step 1: Kill lice with a lice killing shampoo. Re-apply in 10 days. Step 2: Comb out eggs & nits with a fine toothed comb or the comb provided. Step 3: Clean home. Use this product for non-washable items. Washables should be washed in hot water and dried in high heat.

To kill Lice and Louse eggs: Clean home. Use this product for non-washable items. Washables should be washed in hot water and dried in high heat. Inspect an inconspicuous area to test for possible staining or discoloration. Hold container upright with nozzle away from you. Depress valve and spray from a distance of 8 to 10 inches. Spray each square foot for three seconds. Spray to the point of dampness but not run-off. Allow all sprayed articles to dry thoroughly before use. If lice infestation occurs on humans, use a product labeled for use on humans. Spray only those articles and parts of bedding including mattresses and furniture that cannot be either laundered or dry-cleaned. Do not use on sheets or pillowcases.

Bedbugs: Spray mattresses, particularly around tufts and seams. Take beds apart and spray into all joints. Treat baseboards, moldings and floors. Spray to the point of dampness but not run-off. After mattress is dry, cover with mattress cover and sheet. Do not use mattress without cover. Retreat if infestation occurs, but not more than once every two weeks.

To kill House Dust Mites (Dermatophagoides spp.): this product controls house dust mites that may cause asthma, hay fever, rhinitis, watery eyes and sneezing. One treatment lasts for up to 8 weeks. **On Upholstered Furniture** - Test fabric in an inconspicuous area to insure dyes will not bleed. Spray all fabric surfaces until damp. Do not use on delicate fabrics. Allow furniture to dry thoroughly before using. **On Carpets** - Spray over entire carpet until damp. Hold nozzle approximately 12 to 18 inches from the carpet surface and spray in a sweeping motion. Use an overlapping pattern to insure total coverage. After application, brush the surface of the carpet with a broom or brush to insure deep penetration. Allow carpet to dry thoroughly before reentering the treated area. Drying time can be accelerated by using a fan. **On Mattresses** - Spray the top, bottom and sides of mattresses until damp, paying particular attention to tufts and seams. Allow to dry thoroughly before using. After mattress is dry, cover with mattress cover and sheet. Do not use mattress without cover. Vacuum entire area once dry. Since vacuuming stirs dust up in the air those with allergies should have another person vacuum or should wear a dust mask and use vacuum with a high efficiency particulate (HEPA) filter.

STORAGE AND DISPOSAL

Do not contaminate water, food or feed by storage or disposal. **Storage:** Store in a cool, dry area away from children and pets and away from heat, sparks and open flame. Do not transport or store below 32°F (0°C). **Pesticide Disposal and Container Handling:** Do not puncture or incinerate. If empty: Place in trash or offer for recycling if available. If partly filled: Call your local solid waste agency or 1-800-CLEANUP (253-2687) for disposal instructions.

NOTICE: To the extent consistent with applicable law, purchaser assumes all responsibility for safety and use not in accordance with directions.

EPA Reg. No. 71-1-18489
EPA Est. No. 89209-MI-001

DISTRIBUTED BY:
RITE AID
30 HUNTER LANE
CAMP HILL, PA 17011

**IF YOU'RE NOT SATISFIED,
WE'LL HAPPILY REFUND
YOUR MONEY.**

*This product is not manufactured or distributed by Bayer HealthCare LLC, distributor of RID® Lice Killing Shampoo.



LOT NO.

EXP.

1 10162 83 C2

LICE

pipерonyl butoxide, pyrethrum extract kit

Product Information

Product Type	HUMAN OTC DRUG	Item Code (Source)	NDC:11822-0523
---------------------	----------------	---------------------------	----------------

Packaging

#	Item Code	Package Description	Marketing Start Date	Marketing End Date
1	NDC:11822-0523-1	1 in 1 KIT; Type 0: Not a Combination Product	05/11/2016	06/01/2020

Quantity of Parts

Part #	Package Quantity	Total Product Quantity
Part 1	1 BOTTLE	118 mL
Part 2	1 BOTTLE	57 g

Part 1 of 2

LICE KILLING

pipерonyl butoxide, pyrethrum extract shampoo

Product Information

Route of Administration	TOPICAL
--------------------------------	---------

Active Ingredient/Active Moiety

Ingredient Name	Basis of Strength	Strength
PIPERONYL BUTOXIDE (UNII: LWK91TU9AH) (PIPERONYL BUTOXIDE - UNII:LWK91TU9AH)	PIPERONYL BUTOXIDE	4 g in 100 mL
PYRETHRUM EXTRACT (UNII: ZUM06L90GV) (PYRETHRUM EXTRACT - UNII:ZUM06L90GV)	PYRETHRUM EXTRACT	0.33 g in 100 mL

Inactive Ingredients

Ingredient Name	Strength
BENZYL ALCOHOL (UNII: LKG8494WBH)	
WATER (UNII: 059QF0KO0R)	
XANTHAN GUM (UNII: TTV12P4NEE)	
C13-14 ISOPARAFFIN (UNII: E4F12ROE70)	

Product Characteristics

Color	YELLOW (cloudy to transparent) , (cream to straw)	Score	
--------------	---	--------------	--

Shape		Size	
Flavor		Imprint Code	
Contains			

Packaging

#	Item Code	Package Description	Marketing Start Date	Marketing End Date
1		118 mL in 1 BOTTLE; Type 0: Not a Combination Product		

Marketing Information

Marketing Category	Application Number or Monograph Citation	Marketing Start Date	Marketing End Date
OTC monograph final	part358G	05/11/2016	06/01/2020

Part 2 of 2

EGG AND NIT COMBING REMOVAL
 combing aid gel

Product Information

Route of Administration	TOPICAL
-------------------------	---------

Inactive Ingredients

Ingredient Name	Strength
WATER (UNII: 059QF0KO0R)	
GLYCERIN (UNII: PDC6A3C0OX)	
POLYSORBATE 20 (UNII: 7T1F30V5YH)	
DMDM HYDANTOIN (UNII: BYR0546TOW)	
IODOPROPYNYL BUTYLCARBAMATE (UNII: 603P14DHEB)	

Packaging

#	Item Code	Package Description	Marketing Start Date	Marketing End Date
1		57 g in 1 BOTTLE; Type 0: Not a Combination Product		

Marketing Information

Marketing Category	Application Number or Monograph Citation	Marketing Start Date	Marketing End Date
Unapproved drug other		05/11/2016	06/01/2020

Marketing Information

Marketing Category	Application Number or Monograph Citation	Marketing Start Date	Marketing End Date
OTC monograph final	part358G	05/11/2016	06/01/2020

Labeler - Rite Aid Corporation (014578892)

Revised: 12/2019

Rite Aid Corporation