

COLCHICINE- colchicine capsule

ENDO USA, Inc.

HIGHLIGHTS OF PRESCRIBING INFORMATION

These highlights do not include all the information needed to use COLCHICINE CAPSULES safely and effectively. See full prescribing information for COLCHICINE CAPSULES.

COLCHICINE capsules, for oral use
Initial U.S. Approval: 1961

INDICATIONS AND USAGE

- Colchicine Capsule is indicated for prophylaxis of gout flares in adults (1).

Limitations of use:

The safety and effectiveness of colchicine for acute treatment of gout flares during prophylaxis has not been studied.

Colchicine is not an analgesic medication and should not be used to treat pain from other causes.

DOSAGE AND ADMINISTRATION

- 0.6 mg (one capsule) once or twice daily (2). Maximum dose 1.2 mg/day. Colchicine Capsule is administered orally, without regard to meals (2).

DOSAGE FORMS AND STRENGTHS

- 0.6 mg Capsules (3).

CONTRAINDICATIONS

- Patients with renal or hepatic impairment should not be given colchicine in conjunction with drugs that inhibit both P-gp and CYP3A4 (4).
- Patients with both renal and hepatic impairment should not be given colchicine (4).

WARNINGS AND PRECAUTIONS

- *Fatal overdoses* have been reported with colchicine in adults and children. Keep colchicine out of the reach of children (5.1 , 10).
- *Blood dyscrasias*: myelosuppression, leukopenia, granulocytopenia, thrombocytopenia, and aplastic anemia have been reported (5.2).
- Monitor for toxicity and if present consider temporary interruption or discontinuation of colchicine (5.2 , 5.3 , 5.4 , 6 , 10).
- *Drug interaction with dual P-gp and CYP3A4 inhibitors*: Coadministration of colchicine with dual P-gp and CYP3A4 inhibitors has resulted in life- threatening interactions and death (5.3 , 7)
- *Neuromuscular toxicity*: Myotoxicity including rhabdomyolysis may occur, especially in combination with other drugs known to cause this effect. Consider temporary interruption or discontinuation of colchicine (5.4 , 7).

ADVERSE REACTIONS

The most commonly reported adverse reactions with colchicine are gastrointestinal symptoms, including diarrhea, nausea, vomiting, and abdominal pain (6).

To report SUSPECTED ADVERSE REACTIONS, contact Par Pharmaceutical at 1-800-828-9393 or FDA at 1-800-FDA-1088 or www.fda.gov/medwatch.

DRUG INTERACTIONS

- Coadministration of P-gp or CYP3A4 inhibitors or inhibitors of both P-gp and CYP3A4 (e.g., clarithromycin or cyclosporine) have been reported to lead to colchicine toxicity. The potential for drug-drug interactions must be considered prior to and during therapy.
- Concomitant use of colchicine and inhibitors of CYP3A4 or P-gp should be avoided if possible. If coadministration of colchicine and an inhibitor of CYP3A4 or P-gp is necessary, the dose of colchicine should be reduced and the patient should be monitored carefully for colchicine toxicity (7, 12.3).

USE IN SPECIFIC POPULATIONS

- In the presence of renal or hepatic impairment, patients should be monitored closely and dose adjustment should be considered as necessary (8.6 , 8.7).
- *Pregnancy*: Use only if the potential benefit justifies the potential risk to the fetus (8.1).
- *Nursing Mothers*: Caution should be exercised when administered to a nursing woman (8.3).
- *Geriatric Use*: The recommended dose of colchicine should be based on renal/hepatic function (8.5).

See 17 for PATIENT COUNSELING INFORMATION.

Revised: 8/2024

FULL PRESCRIBING INFORMATION: CONTENTS*

1 INDICATIONS AND USAGE

2 DOSAGE AND ADMINISTRATION

2.1. Gout Prophylaxis

3 DOSAGE FORMS AND STRENGTHS

4 CONTRAINDICATIONS

5 WARNINGS AND PRECAUTIONS

5.1 Fatal Overdose

5.2 Blood Dyscrasias

5.3 Interactions with CYP3A4 and P-gp Inhibitors

5.4 Neuromuscular Toxicity

6 ADVERSE REACTIONS

7 DRUG INTERACTIONS

7.1 CYP3A4

7.2 P-glycoprotein

7.3 HMG-CoA Reductase Inhibitors and Fibrates

7.4 Drug-Drug Interaction Studies

8 USE IN SPECIFIC POPULATIONS

8.1 Pregnancy

8.2 Labor and Delivery

8.3 Use in Nursing Mothers

8.4 Pediatric Use

8.5 Geriatric Use

8.6 Renal Impairment

8.7 Hepatic Impairment

9 DRUG ABUSE AND DEPENDENCE

10 OVERDOSAGE

11 DESCRIPTION

12 CLINICAL PHARMACOLOGY

12.1 Mechanism of Action

12.3 Pharmacokinetics

13 NONCLINICAL TOXICOLOGY

13.1 Carcinogenesis, Mutagenesis and Impairment of Fertility

14 CLINICAL STUDIES

16 HOW SUPPLIED

16.1 How Supplied

16.2 Storage

17. PATIENT COUNSELING INFORMATION

* Sections or subsections omitted from the full prescribing information are not listed.

1 INDICATIONS AND USAGE

Colchicine Capsules are indicated for prophylaxis of gout flares in adults.

Limitations of use: The safety and effectiveness of colchicine for acute treatment of gout flares during prophylaxis has not been studied.

Colchicine is not an analgesic medication and should not be used to treat pain from other causes.

2 DOSAGE AND ADMINISTRATION

2.1. Gout Prophylaxis

For prophylaxis of gout flares, the recommended dosage of colchicine is 0.6 mg once or twice daily. The maximum dose is 1.2 mg per day.

Colchicine is administered orally, without regard to meals.

3 DOSAGE FORMS AND STRENGTHS

0.6 mg capsules - size 4 white/olive green hard gelatin capsules with a white opaque cap printed "par" in black ink, and an olive green body printed "080" in black ink.

4 CONTRAINDICATIONS

Patients with renal or hepatic impairment should not be given colchicine with drugs that inhibit both P glycoprotein and CYP3A4 inhibitors [See *Drug Interactions* (7)]. Combining these dual inhibitors with colchicine in patients with renal or hepatic impairment has resulted in life-threatening or fatal colchicine toxicity.

Patients with both renal and hepatic impairment should not be given colchicine.

5 WARNINGS AND PRECAUTIONS

5.1 Fatal Overdose

Fatal overdoses, both accidental and intentional, have been reported in adults and children who have ingested colchicine [See *Overdosage* (10)]. Colchicine should be kept out of the reach of children.

5.2 Blood Dyscrasias

Myelosuppression, leukopenia, granulocytopenia, thrombocytopenia, pancytopenia, and aplastic anemia have been reported with colchicine used in therapeutic doses.

5.3 Interactions with CYP3A4 and P-gp Inhibitors

Because colchicine is a substrate for both the CYP3A4 metabolizing enzyme and the P-glycoprotein efflux transporter, inhibition of either of these pathways may lead to colchicine-related toxicity. Inhibition of both CYP3A4 and P-gp by dual inhibitors such as clarithromycin has been reported to produce life-threatening or fatal colchicine toxicity

due to significant increases in systemic colchicine levels. Therefore, concomitant use of colchicine and inhibitors of CYP3A4 or P-glycoprotein should be avoided [See *Drug Interactions* (7)]. If avoidance is not possible, reduced daily dose should be considered and the patient should be monitored closely for colchicine toxicity. Use of colchicine in conjunction with drugs that inhibit both P-gp and CYP3A4 is contraindicated in patients with renal or hepatic impairment [See *Contraindications* (4)].

5.4 Neuromuscular Toxicity

Neuromuscular toxicity and rhabdomyolysis have been reported from chronic treatment with colchicine in therapeutic doses, especially in combination with other drugs known to cause this effect. Patients with impaired renal function and elderly patients (even those with normal renal and hepatic function) are at increased risk. Once colchicine treatment is ceased, the symptoms generally resolve within 1 week to several months.

6 ADVERSE REACTIONS

Gastrointestinal disorders are the most common adverse reactions with colchicine. They are often the first signs of toxicity and may indicate that the colchicine dose needs to be reduced or therapy stopped. These include diarrhea, nausea, vomiting, and abdominal pain.

Colchicine has been reported to cause neuromuscular toxicity, which may present as muscle pain or weakness [see *Warnings and Precautions* (5.4)].

Toxic manifestations associated with colchicine include myelosuppression, disseminated intravascular coagulation, and injury to cells in the renal, hepatic, circulatory, and central nervous system. These most often occur with excessive accumulation or overdose [see *Overdosage* (10)].

The following reactions have been reported with colchicine. These have been generally reversible by interrupting treatment or lowering the dose of colchicine:

Digestive: abdominal cramping, abdominal pain, diarrhea, lactose intolerance, nausea, vomiting

Neurological: sensory motor neuropathy

Dermatological: alopecia, maculopapular rash, purpura, rash

Hematological: leukopenia, granulocytopenia, thrombocytopenia, pancytopenia, aplastic anemia

Hepatobiliary: elevated AST, elevated ALT

Musculoskeletal: myopathy, elevated CPK, myotonia, muscle weakness, muscle pain, rhabdomyolysis

Reproductive: azoospermia, oligospermia

7 DRUG INTERACTIONS

Colchicine is a substrate of the efflux transporter P-glycoprotein (P-gp), and the CYP3A4 metabolizing enzyme. Fatal drug interactions have been reported when colchicine is

administered with clarithromycin, a dual inhibitor of CYP3A4 and P-glycoprotein.

Toxicities have also been reported when colchicine is administered with inhibitors of CYP3A4 that may not be potent inhibitors of P-gp (e.g., grapefruit juice, erythromycin, verapamil), or inhibitors of P-gp that may not be potent inhibitors of CYP3A4 (e.g., cyclosporine).

Patients with renal or hepatic impairment should not be given colchicine with drugs that inhibit both P glycoprotein and CYP3A4 [See *Contraindications* (4)]. Combining these dual inhibitors with colchicine in patients with renal and hepatic impairment has resulted in life-threatening or fatal colchicine toxicity.

Physicians should ensure that patients are suitable candidates for treatment with colchicine and remain alert for signs and symptoms of toxic reactions associated with increased colchicine exposure due to drug interactions. Signs and symptoms of colchicine toxicity should be evaluated promptly and, if toxicity is suspected, colchicine should be discontinued immediately.

7.1 CYP3A4

The concomitant use of colchicine and CYP3A4 inhibitors (e.g., clarithromycin, ketoconazole, grapefruit juice, erythromycin, verapamil, etc.) should be avoided due to the potential for serious and life-threatening toxicity [See *Warnings and Precautions* (5.3) and *Clinical Pharmacology* (12)].

If coadministration of colchicine and a CYP3A4 inhibitor is necessary, the dose of colchicine should be adjusted by either reducing the daily dose or reducing the dose frequency, and the patient should be monitored carefully for colchicine toxicity [See *Clinical Pharmacology* (12)].

7.2 P-glycoprotein

The concomitant use of colchicine and inhibitors of P-glycoprotein (e.g. clarithromycin, ketoconazole, cyclosporine, etc.) should be avoided due to the potential for serious and life-threatening toxicity [See *Warnings and Precautions* (5.3) and *Clinical Pharmacology* (12)].

If coadministration of colchicine and a P-gp inhibitor is necessary, the dose of colchicine should be adjusted by either reducing the daily dose or reducing the dose frequency, and the patient should be monitored carefully for colchicine toxicity [See *Clinical Pharmacology* (12)].

7.3 HMG-CoA Reductase Inhibitors and Fibrates

Some drugs such as HMG-CoA reductase inhibitors and fibrates may increase the risk of myopathy when combined with colchicine. Complaints of muscle pain or weakness could be an indication to check serum creatinine kinase levels for signs of myopathy.

7.4 Drug-Drug Interaction Studies

Four pharmacokinetic studies evaluated the effects of coadministration of voriconazole (200 mg BID), fluconazole (200 mg QD), cimetidine (800 mg BID), and propafenone (225 mg BID) on systemic levels of colchicine. Colchicine can be administered with these drugs at the tested doses without a need for dose adjustment. However, these results should not be extrapolated to other coadministered drugs [See *Drug-Drug Interactions*

(7.1, 7.2) and *Pharmacokinetics* (12.3)].

8 USE IN SPECIFIC POPULATIONS

8.1 Pregnancy

Pregnancy Category C. There are no adequate and well-controlled studies with colchicine in pregnant women. Colchicine crosses the human placenta. Developmental studies in animals were not conducted with colchicine, however published animal reproduction and development studies with colchicine demonstrated embryofetal toxicity, teratogenicity, and altered postnatal development at exposures within or above the clinical therapeutic range. Colchicine should be used during pregnancy only if the potential benefit justifies the potential risk to the fetus.

8.2 Labor and Delivery

The effect of colchicine on labor and delivery is unknown.

8.3 Use in Nursing Mothers

Colchicine is excreted into human milk. Limited information suggests that infants exclusively breastfed receive less than 10 percent of the maternal weight-adjusted dose. While there are no published reports of adverse effects in breast-feeding infants of mothers taking colchicine, colchicine can affect gastrointestinal cell renewal and permeability. Caution should be exercised and breastfeeding infants should be observed for adverse effects when colchicine is administered to a nursing woman.

8.4 Pediatric Use

Gout is rare in pediatric patients; the safety and effectiveness of colchicine in pediatric patients has not been evaluated in controlled studies.

8.5 Geriatric Use

Because of the increased incidence of decreased renal function in the elderly population, and the higher incidence of other co-morbid conditions in the elderly population requiring the use of other medications, reducing the dosage of colchicine when elderly patients are treated with colchicine should be carefully considered.

8.6 Renal Impairment

No dedicated pharmacokinetic study has been conducted using colchicine in patients with varying degrees of renal impairment. Colchicine is known to be excreted in urine in humans and the presence of severe renal impairment has been associated with colchicine toxicity. Urinary clearance of colchicine and its metabolites may be decreased in patients with impaired renal function. Dose reduction or alternatives should be considered for the prophylaxis of gout flares in patients with severe renal impairment. Colchicine is not effectively removed by hemodialysis. Patients who are undergoing hemodialysis should be monitored carefully for colchicine toxicity.

8.7 Hepatic Impairment

No dedicated pharmacokinetic study using colchicine has been conducted in patients with varying degrees of hepatic impairment. Colchicine is known to be metabolized in humans and the presence of severe hepatic impairment has been associated with colchicine toxicity. Hepatic clearance of colchicine may be significantly reduced and plasma half-life prolonged in patients with chronic hepatic impairment.

Dose reduction or alternatives should be considered for the prophylaxis of gout flares in patients with severe hepatic impairment.

9 DRUG ABUSE AND DEPENDENCE

Tolerance, abuse, or dependence from colchicine has not been reported.

10 OVERDOSAGE

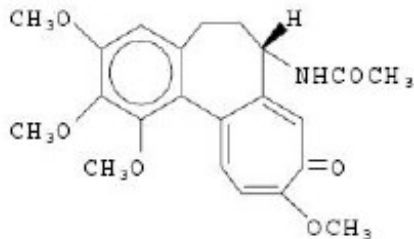
The dose of colchicine that would induce significant toxicity for an individual is unknown. Fatalities have been reported in patients after ingesting a dose as low as 7 mg over a 4-day period, while other patients have reportedly survived after ingesting more than 60 mg. A review of 150 patients who overdosed on colchicine found that those who ingested less than 0.5 mg/kg survived and tended to have milder adverse reactions, such as gastrointestinal symptoms, whereas those who ingested from 0.5 to 0.8 mg/kg had more severe adverse reactions, including myelosuppression. There was 100% mortality among patients who ingested more than 0.8 mg/kg.

- The first stage of acute colchicine toxicity typically begins within 24 hours of ingestion and includes gastrointestinal symptoms such as abdominal pain, nausea, vomiting, diarrhea, and significant fluid loss, leading to volume depletion. Peripheral leukocytosis may also be seen.
- Life-threatening complications occur during the second stage, which occurs 24 to 72 hours after drug administration, attributed to multi-organ failure and its associated consequences. Death usually results from respiratory depression and cardiovascular collapse. If the patient survives, recovery of multi-organ injury may be accompanied by rebound leukocytosis and alopecia starting about 1 week after the initial ingestion.
- Treatment of colchicine overdose should begin with gastric lavage and measures to prevent shock. Otherwise, treatment is symptomatic and supportive. No specific antidote is known. Colchicine is not effectively removed by hemodialysis [See *Pharmacokinetics* (12.3)].

11 DESCRIPTION

Colchicine is an alkaloid obtained from the plant *colchicum autumnale*.

The chemical name for colchicine is (S)-N-(5,6,7,9- tetrahydro-1,2,3,10-tetramethoxy-9 oxobenzol[a]heptalen-7-yl) acetamide. The structural formula is represented below:



C₂₂H₂₅NO₆

M.W. 399.44

Colchicine consists of pale yellow scales or powder; it darkens on exposure to light. Colchicine is soluble in water, freely soluble in alcohol, and slightly soluble in ether.

Colchicine Capsules are supplied for oral administration. Each capsule contains 0.6 mg Colchicine and the following inactive ingredients: lactose monohydrate, magnesium stearate, microcrystalline cellulose, pregelatinized starch and sodium starch glycolate. The capsule shell contains gelatin, D&C YELLOW #10, FD&C Blue #1, FDA/E172 BLACK IRON OXIDE, and titanium dioxide.

12 CLINICAL PHARMACOLOGY

12.1 Mechanism of Action

Colchicine's effectiveness as a treatment for gout has been postulated to be due to its ability to block neutrophil-mediated inflammatory responses induced by monosodium urate crystals in synovial fluid. Colchicine disrupts the polymerization of β -tubulin into microtubules, thereby preventing the activation, degranulation, and migration of neutrophils to sites of inflammation. Colchicine also interferes with the inflammasome complex found in neutrophils and monocytes that mediates interleukin-1 β (IL-1 β) activation.

12.3 Pharmacokinetics

Absorption

In healthy adults, colchicine when given orally reached a mean C_{max} of 3 ng/mL in 1.3 h (range 0.7 to 2.5 h) after 0.6 mg single dose administration.

Absolute bioavailability is reported to be approximately 45%.

Administration with food has no effect on the rate or extent of colchicine absorption.

Colchicine is not effectively removed by hemodialysis.

Distribution

Colchicine has a mean apparent volume of distribution in healthy young volunteers of approximately 5 to 8 L/kg. Colchicine binding to serum protein is about 39%, primarily to albumin. Colchicine crosses the placenta and distributes into breast milk [See *Pregnancy* (8.1) and *Nursing Mothers* (8.3)].

Metabolism

A published *in vitro* human liver microsome study showed that about 16% of colchicine is metabolized to 2-O demethylcolchicine and 3-O-demethylcolchicine (2- and 3-DMC, respectively) by CYP3A4. Glucuronidation is also believed to be a metabolic pathway for colchicine.

Excretion

In a published study in healthy volunteers, 40 to 65% of the total absorbed dose of colchicine (1 mg administered orally) was recovered unchanged in urine. Enterohepatic recirculation and biliary excretion are also believed to play a role in colchicine elimination. Colchicine is a substrate of P-gp and P-gp efflux is postulated to play an important role in colchicine disposition. Elimination half-life in humans was found to be 31 h (range 21.7 to 49.9 h).

Special Populations

There is no difference between men and women in the pharmacokinetic disposition of colchicine.

Pediatric Patients: Pharmacokinetics of colchicine was not evaluated in pediatric patients.

Elderly: Pharmacokinetics of colchicine have not been determined in elderly patients. A published report described the pharmacokinetics of 1 mg oral colchicine tablet in four elderly women compared to six young healthy males. The mean age of the four elderly women was 83 years (range 75 to 93), mean weight was 47 kg (38 to 61 kg) and mean creatinine clearance was 46 mL/min (range 25 to 75 mL/min). Mean peak plasma levels and AUC of colchicine were two times higher in elderly subjects compared to young healthy males. It is possible that the higher exposure in the elderly subjects was due to decreased renal function.

Renal impairment: Pharmacokinetics of colchicine in patients with mild and moderate renal impairment is not known. A published report described the disposition of colchicine (1 mg) in young adult men and women patients who had end-stage renal disease requiring dialysis compared to patients with normal renal function. Patients with end-stage renal disease had 75% lower colchicine clearance (0.17 vs. 0.73 L/hr/kg) and prolonged plasma elimination half-life (18.8 hrs vs. 4.4 hrs) as compared to subjects with normal renal function [See *Renal Impairment* (8.6)].

Hepatic impairment: Published reports on the pharmacokinetics of intravenous colchicine in patients with severe chronic liver disease, as well as those with alcoholic or primary biliary cirrhosis, and normal renal function suggest wide inter-patient variability. In some subjects with mild to moderate cirrhosis, the clearance of colchicine is significantly reduced and plasma half-life prolonged compared to healthy subjects. In subjects with primary biliary cirrhosis, no consistent trends were noted [See *Hepatic Impairment* (8.7)]. No pharmacokinetic data are available for patients with severe hepatic impairment (Child-Pugh C).

Drug Interactions

Pharmacokinetic studies evaluating changes in systemic levels of colchicine when coadministered with CYP3A4 inhibitors in healthy volunteers have been conducted with colchicine. While voriconazole 200 mg BID for 5 days (considered a strong CYP3A4 inhibitor) and cimetidine 800 mg BID for 5 days (considered a weak CYP3A4 inhibitor) did not cause any changes in colchicine systemic levels, fluconazole 200 mg QD for 4 days

with a 400 mg loading dose (considered a moderate CYP3A4 inhibitor) increased colchicine AUC by 40%. As voriconazole, cimetidine, and fluconazole are known as CYP3A4 inhibitors that do not inhibit P-gp, these studies show that CYP3A4 inhibition by itself may not lead to clinically significant increases in colchicine systemic levels in humans, and P-gp inhibition in addition to CYP3A4 inhibition may be necessary for clinically meaningful interactions of colchicine. However, based on published case reports that indicate the presence of colchicine toxicity when colchicine is coadministered with strong to moderate CYP3A4 inhibitors such as clarithromycin, erythromycin, grapefruit juice, etc., as well as the 40% increase in systemic levels of colchicine observed with concomitantly administered fluconazole (a moderate CYP3A4 inhibitor that is not known to inhibit P-gp) in a drug-drug interaction study, the drug-drug interaction potential of colchicine with strong or moderate CYP3A4 inhibitors that do not inhibit P-gp cannot be ruled out completely.

13 NONCLINICAL TOXICOLOGY

13.1 Carcinogenesis, Mutagenesis and Impairment of Fertility

Carcinogenesis

Carcinogenicity studies of colchicine have not been conducted. Due to the potential for colchicine to produce aneuploid cells (cells with an unequal number of chromosomes), colchicine presents a theoretical increased risk of malignancy.

Mutagenesis

Published studies demonstrated that colchicine was negative for mutagenicity in the bacterial reverse mutation assay. However, *in vitro* chromosomal aberration assays demonstrated the formation of micronuclei following colchicine treatment. Because published studies demonstrated that colchicine induces aneuploidy through the process of mitotic nondisjunction without structural DNA changes, colchicine is not considered clastogenic, although micronuclei are formed.

Impairment of Fertility

There were no studies of the effects of colchicine on fertility. However, published nonclinical studies have demonstrated that colchicine-induced disruption of microtubule formation affects meiosis and mitosis. Published reproductive studies with colchicine reported abnormal sperm morphology and reduced sperm counts in males, and interference with sperm penetration, second meiotic division, and normal cleavage in females.

Case reports and epidemiology studies in human male subjects on colchicine therapy indicate that infertility from colchicine is rare. A case report indicated that azoospermia was reversed when therapy was stopped. Case reports and epidemiology studies in female subjects on colchicine therapy have not established a clear relationship between colchicine use and female infertility.

14 CLINICAL STUDIES

The evidence for the efficacy of colchicine in patients with chronic gout is derived from the published literature. Two randomized clinical trials assessed the efficacy of colchicine

0.6 mg twice a day for the prophylaxis of gout flares in patients with gout initiating treatment with urate lowering therapy. In both trials, treatment with colchicine decreased the frequency of gout flares.

16 HOW SUPPLIED

16.1 How Supplied

Colchicine Capsules, 0.6 mg are size 4 white/olive green hard gelatin capsules with a white opaque cap printed "par" in black ink, and an olive green body printed "080" in black ink.

Bottles of 100 capsules NDC 0254-0460-01

16.2 Storage

Store at 20° to 25°C (68° to 77°F) [See USP Controlled Room Temperature].

Protect from light and moisture.

17. PATIENT COUNSELING INFORMATION

Advise the patient to read the FDA-approved patient labeling (Medication Guide).

Dosing Instructions

If a dose of colchicine is missed, advise the patient to take the dose as soon as possible and then return to the normal dosing schedule. However, if a dose is skipped, the patient should not double the next dose.

Fatal Overdose

Advise the patient that fatal overdoses, both accidental and intentional, have been reported in adults and children who have ingested colchicine. Colchicine should be kept out of the reach of children.

Blood Dyscrasias

Advise patients that bone marrow depression with agranulocytosis, aplastic anemia, and thrombocytopenia may occur with colchicine.

Drug and Food Interactions

Advise patients that many drugs or other substances may interact with colchicine and some interactions could be fatal. Therefore, patients should report to their healthcare provider all of the current medications they are taking, and check with their healthcare provider before starting any new medications, including short-term medications such as antibiotics. Patients should also be advised to report the use of non-prescription medication or herbal products. Grapefruit and grapefruit juice may also interact and should not be consumed during treatment with colchicine.

Neuromuscular Toxicity

Advise patients that muscle pain or weakness, tingling or numbness in fingers or toes may occur with colchicine alone or when it is used with certain other drugs. Patients

developing any of these signs or symptoms must discontinue colchicine and seek medical evaluation immediately.

Dispense with Medication Guide available at: www.parpharm.com/products.

MEDICATION GUIDE

Medication Guide

Colchicine(kol' chi seen) Capsules

What is the most important information I should know about colchicine?

Colchicine can cause serious side effects or death if levels of colchicine are too high in your body.

- Taking certain medicines with colchicine can cause your level of colchicine to be too high, especially if you have kidney or liver problems.
- Tell your healthcare provider about all your medical conditions, including if you have kidney or liver problems. Your dose of colchicine may need to be changed.
- Even medicines that you take for a short period of time, such as antibiotics, can interact with colchicine and cause serious side effects or death.

What is colchicine?

Colchicine is a prescription medication used to prevent gout flares in adults.

It is not known if colchicine is safe and effective for the treatment of:

- acute gout flares

Colchicine is not a pain medicine and it should not be taken to treat pain related to other conditions unless specifically for those conditions.

It is not known if colchicine is safe and effective in children.

Who should not take colchicine?

Do not take colchicine if you have liver and kidney problems and you take certain other medicines. Serious side effects, including death, have been reported in these people even when taken as directed. See **“What is the most important information I should know about colchicine?”**

What should I tell my healthcare provider before taking colchicine?

Before you take colchicine, tell your healthcare provider:

- about all of your medical conditions
- if you have kidney or liver problems
- if you are pregnant or plan to become pregnant. It is not known if colchicine can harm your unborn baby. Talk to your healthcare provider if you are pregnant or plan to become pregnant.
- if you are breastfeeding or plan to breastfeed. Colchicine can pass into your breast milk and may harm your baby. Talk to your healthcare provider about the best way to feed your baby if you take colchicine.

Tell your healthcare provider about all the medicines you take, including prescription, over-the-counter medicines, vitamins, or herbal supplements.

- Using colchicine with certain other medicines can affect each other causing serious side effects and/or death.
- Do not take colchicine with other medicines unless your healthcare provider tells you to.
- Know the medicines you take. Keep a list of your medicines with you to show your healthcare provider and pharmacist each time you get a new medicine.
- Especially tell your healthcare provider if you take:
 - medicines that may affect how your liver works (CYP3A4 inhibitors)
 - cyclosporine (Neoral[®], Gengraf[®], Sandimmune[®])
 - cholesterol lowering medicines
 - antibiotics

Ask your healthcare provider or pharmacist if you are not sure if you take any of the medicines listed above. This is not a complete list of all the medicines that can affect colchicine.

How should I take colchicine?

- Take colchicine exactly as your healthcare provider tells you to take it.
- Colchicine can be taken with or without food.
- If you take too much colchicine call your healthcare provider or go to the nearest hospital emergency room right away.
- Do not stop taking colchicine unless your healthcare provider tells you to.
- If you miss a dose of colchicine, take it as soon as you remember. If it is almost time for your next dose, skip the missed dose. Take the next dose at your regular time. Do not take 2 doses at the same time.
- If you have a gout flare while taking colchicine, tell your healthcare provider.

What should I avoid while taking colchicine?

- Avoid eating grapefruit or drinking grapefruit juice while taking colchicine. It can increase your chances of getting serious side effects.

What are the possible side effects of colchicine?

Colchicine can cause serious side effects or death. See **“What is the most important information I should know about colchicine?”**

Get medical help right away, if you have:

- unusual bleeding or bruising
- increased infections
- weakness or fatigue
- muscle weakness or pain
- numbness or tingling in your fingers or toes
- pale or gray color to your lips, tongue, or palms of your hands
- severe diarrhea or vomiting

The most common side effects of colchicine include abdominal pain, diarrhea, nausea, and vomiting.

Tell your healthcare provider if you have any side effect that bothers you or that does not go away.

These are not all of the possible side effects of colchicine. For more information ask your healthcare provider or pharmacist.

Call your doctor for medical advice about side effects. You may report side effects to FDA at 1-800-FDA-1088.

How should I store colchicine?

- Store colchicine at room temperature between 68° to 77°F (20° to 25°C).
- Keep colchicine in a tightly closed container.
- Keep colchicine out of the light and away from moisture.

Keep colchicine and all medicines out of the reach of children.

General information about the safe and effective use of colchicine.

Medicines are sometimes prescribed for purposes other than those listed in a Medication Guide. Do not take colchicine for a condition for which it was not prescribed. Do not give colchicine to other people, even if they have the same symptoms that you have. It may harm them.

This Medication Guide summarizes the most important information about colchicine. If you would like more information, talk to your pharmacist or healthcare provider for information about colchicine that is written for health professionals.

For more information, go to www.parpharm.com or call 1-800-828-9393.

What are the ingredients in Colchicine Capsules?

Active Ingredient: colchicine

Inactive Ingredients: lactose monohydrate, magnesium stearate, microcrystalline cellulose, pregelatinized starch and sodium starch glycolate. The capsule shell contains gelatin, D&C YELLOW #10, FD&C Blue #1, FDA/E172 BLACK IRON OXIDE, and titanium dioxide.

This Medication Guide has been approved by the U.S. Food and Drug Administration.

Dispense with Medication Guide available at: www.parpharm.com/products.

Dist. by: **Par Pharmaceutical**

Chestnut Ridge, NY 10977 U.S.A.

Mfg. by: Par Formulations Private Limited

9/215, Pudupakkam, Kelambakkam - 603 103.

Made in India

Mfg. Lic.: TN00002121

OS0460C-01-74-01

101/2024

Rx Only

PRINCIPAL DISPLAY PANEL - Container Label (100 count)


NDC 0254-0460-01

Colchicine Capsules

0.6 mg

Rx only

100 Capsules



**Pharmacist:
Dispense the
Medication
Guide provided
separately to
each patient.**

Dispense with Medication Guide available at: www.parpharm.com/products

Each capsule contains:
Colchicine 0.6 mg

USUAL ADULT DOSAGE:
See accompanying prescribing information.

KEEP THIS AND ALL DRUGS OUT OF REACH OF CHILDREN.


Dispense in a tight, light-resistant container as defined in the USP using a child-resistant closure.

Store at 20° to 25°C (68° to 77°F) [See USP Controlled Room Temperature].

Keep tightly closed.
PROTECT FROM LIGHT AND MOISTURE.

Dist. by: **Par Pharmaceutical**
Chestnut Ridge, NY 10977 U.S.A.
Mfg. by: **Par Formulations Private Limited**,
M82 and M83, Industrial Area, SEZ, Phase II,
Pithampur, Dhar, MP - 454775, District- DHAR
Made in India
Mfg. Lic. No.: 25/82/2020

LA0460-01-74-02
R07/2023



**Un Varnished Area
Size: W 22 X 45 mm**

col_label_100s


NDC 0254-0460-01

Colchicine Capsules

0.6 mg

Rx only

100 Capsules



**Pharmacist:
Dispense the
Medication
Guide provided
separately to
each patient.**

Dispense with Medication Guide available at: www.parpharm.com/products

Each capsule contains:
Colchicine 0.6 mg

USUAL ADULT DOSAGE:
See accompanying prescribing information.

KEEP THIS AND ALL DRUGS OUT OF REACH OF CHILDREN.


Dispense in a tight, light-resistant container as defined in the USP using a child-resistant closure.

Store at 20° to 25°C (68° to 77°F) [See USP Controlled Room Temperature].

Keep tightly closed.
PROTECT FROM LIGHT AND MOISTURE.

Dist. by: **Par Pharmaceutical**
Chestnut Ridge, NY 10977 U.S.A.
Mfg. by: **Par Formulations Private Limited**,
9/215, Pudukkottai, Kelambakkam - 603 103,
Made in India
Mfg. Lic. No.: TN00002121

LA0460C-01-74-01
I01/2024



COLCHICINE

colchicine capsule

Product Information

Product Type	HUMAN PRESCRIPTION DRUG	Item Code (Source)	NDC:0254-0460
Route of Administration	ORAL		

Active Ingredient/Active Moiety

Ingredient Name	Basis of Strength	Strength
COLCHICINE (UNII: SML2Y3J35T) (COLCHICINE - UNII:SML2Y3J35T)	COLCHICINE	0.6 mg

Product Characteristics

Color	white (white;olive green) , green (white;olive green)	Score	no score
Shape	CAPSULE	Size	14mm
Flavor		Imprint Code	par;080
Contains			

Packaging

#	Item Code	Package Description	Marketing Start Date	Marketing End Date
1	NDC:0254-0460-01	100 in 1 BOTTLE; Type 0: Not a Combination Product	11/01/2023	

Marketing Information

Marketing Category	Application Number or Monograph Citation	Marketing Start Date	Marketing End Date
ANDA	ANDA208678	11/01/2023	

Labeler - ENDO USA, Inc. (119185057)

Revised: 8/2024

ENDO USA, Inc.