

SENSORCAINE - bupivacaine hydrochloride injection, solution
SENSORCAINE MPF - bupivacaine hydrochloride and epinephrine bitartrate injection, solution
Fresenius Kabi USA, LLC

Sensorcaine® (bupivacaine HCl Injection, USP)

Sensorcaine® -MPF (bupivacaine HCl Injection, USP)

Sensorcaine® with Epinephrine (bupivacaine HCl and epinephrine Injection, USP) 1:200,000 (as bitartrate)

Sensorcaine® -MPF with Epinephrine (bupivacaine HCl and epinephrine Injection, USP)

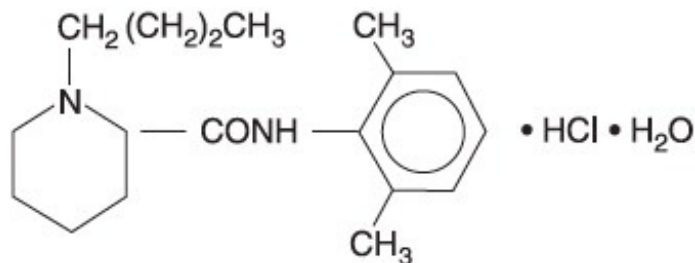
1:200,000 (as bitartrate)

Rx only

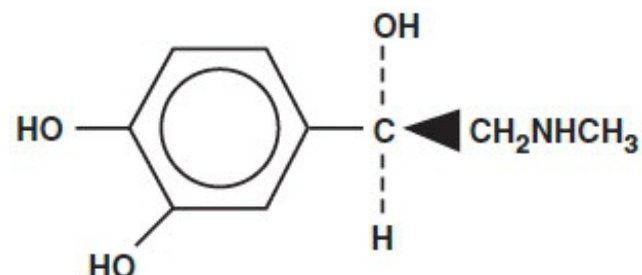
DESCRIPTION

Sensorcaine® (bupivacaine HCl) injections are sterile isotonic solutions that contain a local anesthetic agent with and without epinephrine (as bitartrate) 1:200,000 and are administered parenterally by injection. See INDICATIONS AND USAGE for specific uses. Solutions of bupivacaine HCl may be autoclaved if they do not contain epinephrine.

Sensorcaine injections contain bupivacaine HCl which is chemically designated as 2-piperidinecarboxamide, 1-butyl- N-(2,6-dimethylphenyl)-, monohydrochloride, monohydrate and has the following structure:



Epinephrine is (-)-3,4-Dihydroxy- α [(methylamino)methyl] benzyl alcohol. It has the following structural formula:



The pK_a of bupivacaine (8.1) is similar to that of lidocaine (7.86). However, bupivacaine possesses a greater degree of lipid solubility and is protein bound to a greater extent than lidocaine.

Bupivacaine is related chemically and pharmacologically to the aminoacyl local anesthetics. It is a homologue of mepivacaine and is chemically related to lidocaine. All three of these anesthetics contain an amide linkage between the aromatic nucleus and the amino, or piperidine group. They differ in this respect from the procaine-type local anesthetics, which have an ester linkage.

Dosage forms listed as Sensorcaine-MPF indicates single dose solutions that are Methyl Paraben Free (MPF).

Sensorcaine-MPF is a sterile isotonic solution containing sodium chloride. Sensorcaine in multiple dose vials, each mL also contains 1 mg methylparaben as antiseptic preservative. The pH of these solutions is adjusted to between 4.0 and 6.5 with sodium hydroxide and/or hydrochloric acid.

Sensorcaine-MPF with Epinephrine 1:200,000 (as bitartrate) is a sterile isotonic solution containing sodium chloride. Each mL contains bupivacaine hydrochloride and 0.005 mg epinephrine, with 0.5 mg sodium metabisulfite as an antioxidant and 0.2 mg citric acid (anhydrous) as stabilizer. Sensorcaine with Epinephrine 1:200,000 (as bitartrate) in multiple dose vials, each mL also contains 1 mg methylparaben as antiseptic preservative. The pH of these solutions is adjusted to between 3.3 to 5.5 with sodium hydroxide and/or hydrochloric acid. Filled under nitrogen.

Note: The user should have an appreciation and awareness of the formulations and their intended uses (see DOSAGE AND ADMINISTRATION).

CLINICAL PHARMACOLOGY

Local anesthetics block the generation and the conduction of nerve impulses, presumably by increasing the threshold for electrical excitation in the nerve, by slowing the propagation of the nerve impulse, and by reducing the rate of rise of the action potential. In general, the progression of anesthesia is related to the diameter, myelination, and conduction velocity of affected nerve fibers. Clinically, the order of loss of nerve function is as follows: (1) pain, (2) temperature, (3) touch, (4) proprioception, and (5) skeletal muscle tone.

Systemic absorption of local anesthetics produces effects on the cardiovascular and central nervous systems (CNS). At blood concentrations achieved with normal therapeutic doses, changes in cardiac conduction, excitability, refractoriness, contractility, and peripheral vascular resistance are minimal. However, toxic blood concentrations depress cardiac conduction and excitability, which may lead to atrioventricular block, ventricular arrhythmias and cardiac arrest, sometimes resulting in fatalities. In addition, myocardial contractility is depressed and peripheral vasodilation occurs, leading to decreased cardiac output and arterial blood pressure. Recent clinical reports and animal research suggest that these cardiovascular changes are more likely to occur after unintended intravascular injection of bupivacaine. Therefore, incremental dosing is necessary.

Following systemic absorption, local anesthetics can produce central nervous system stimulation, depression, or both. Apparent central stimulation is manifested as restlessness, tremors and shivering progressing to convulsions, followed by depression and coma progressing ultimately to respiratory arrest. However, the local anesthetics have a primary depressant effect on the medulla and on higher centers. The depressed stage may occur without a prior excited state.

Pharmacokinetics

The rate of systemic absorption of local anesthetics is dependent upon the total dose and concentration of drug administered, the route of administration, the vascularity of the administration site, and the presence or absence of epinephrine in the anesthetic solution. A dilute concentration of epinephrine (1:200,000 or 5 mcg/mL) usually reduces the rate of absorption and peak plasma concentration of bupivacaine, permitting the use of moderately larger total doses and sometimes prolonging the duration of action.

The onset of action with bupivacaine is rapid and anesthesia is long lasting. The duration of anesthesia

is significantly longer with bupivacaine than with any other commonly used local anesthetic. It has also been noted that there is a period of analgesia that persists after the return of sensation, during which time the need for strong analgesics is reduced.

The onset of action following dental injections is usually 2 to 10 minutes and anesthesia may last two or three times longer than lidocaine and mepivacaine for dental use, in many patients up to 7 hours. The duration of anesthetic effect is prolonged by the addition of epinephrine 1:200,000.

Local anesthetics are bound to plasma proteins in varying degrees. Generally, the lower the plasma concentration of drug the higher the percentage of drug bound to plasma proteins.

Local anesthetics appear to cross the placenta by passive diffusion. The rate and degree of diffusion is governed by (1) the degree of plasma protein binding, (2) the degree of ionization, and (3) the degree of lipid solubility. Fetal/maternal ratios of local anesthetics appear to be inversely related to the degree of plasma protein binding, because only the free, unbound drug is available for placental transfer.

Bupivacaine with a high protein binding capacity (95%) has a low fetal/maternal ratio (0.2 to 0.4). The extent of placental transfer is also determined by the degree of ionization and lipid solubility of the drug. Lipid soluble, nonionized drugs readily enter the fetal blood from the maternal circulation.

Depending upon the route of administration, local anesthetics are distributed to some extent to all body tissues, with high concentrations found in highly perfused organs such as the liver, lungs, heart, and brain.

Pharmacokinetic studies on the plasma profile of bupivacaine after direct intravenous injection suggest a three-compartment open model. The first compartment is represented by the rapid intravascular distribution of the drug. The second compartment represents the equilibration of the drug throughout the highly perfused organs such as the brain, myocardium, lungs, kidneys, and liver. The third compartment represents an equilibration of the drug with poorly perfused tissues, such as muscle and fat. The elimination of drug from tissue distribution depends largely upon the ability of binding sites in the circulation to carry it to the liver where it is metabolized.

After injection of Sensorcaine (bupivacaine HCl) for caudal, epidural, or peripheral nerve block in man, peak levels of bupivacaine in the blood are reached in 30 to 45 minutes, followed by a decline to insignificant levels during the next 3 to 6 hours.

Various pharmacokinetic parameters of the local anesthetics can be significantly altered by the presence of hepatic or renal disease, addition of epinephrine, factors affecting urinary pH, renal blood flow, the route of drug administration, and the age of the patient. The half-life of bupivacaine in adults is 2.7 hours and in neonates 8.1 hours.

In clinical studies, elderly patients reached the maximal spread of analgesia and maximal motor blockade more rapidly than younger patients. Elderly patients also exhibited higher peak plasma concentrations following administration of this product. The total plasma clearance was decreased in these patients.

Amide-type local anesthetics such as bupivacaine are metabolized primarily in the liver via conjugation with glucuronic acid. Patients with hepatic disease, especially those with severe hepatic disease, may be more susceptible to the potential toxicities of the amide-type local anesthetics. Pipecoloxylidine is the major metabolite of bupivacaine.

The kidney is the main excretory organ for most local anesthetics and their metabolites. Urinary excretion is affected by urinary perfusion and factors affecting urinary pH. Only 6% of bupivacaine is excreted unchanged in the urine.

When administered in recommended doses and concentrations, Sensorcaine (bupivacaine HCl) does not ordinarily produce irritation or tissue damage.

INDICATIONS AND USAGE

Sensorcaine (bupivacaine HCl) is indicated for the production of local or regional anesthesia or analgesia for surgery, dental and oral surgery procedures, diagnostic and therapeutic procedures, and for obstetrical procedures. Only the 0.25% and 0.5% concentrations are indicated for obstetrical anesthesia (see **WARNINGS**).

Experience with nonobstetrical surgical procedures in pregnant patients is not sufficient to recommend use of the 0.75% concentration of bupivacaine HCl in these patients.

Sensorcaine is not recommended for intravenous regional anesthesia (Bier Block) (see **WARNINGS**). The routes of administration and indicated Sensorcaine concentrations are:

• local infiltration	0.25%
• peripheral nerve block	0.25%, and 0.5%
• retrobulbar block	0.75%
• sympathetic block	0.25%
• lumbar epidural	0.25%, 0.5%, and 0.75% (0.75% not for obstetrical anesthesia)
• caudal	0.25% and 0.5%
• epidural test dose	0.5% with epinephrine 1:200,000
• dental blocks	0.5% with epinephrine 1:200,000

(See **DOSAGE AND ADMINISTRATION** for additional information.)

Standard textbooks should be consulted to determine the accepted procedures and techniques for the administration of Sensorcaine.

CONTRAINDICATIONS

Sensorcaine (bupivacaine HCl) is contraindicated in obstetrical paracervical block anesthesia. Its use in this technique has resulted in fetal bradycardia and death.

Sensorcaine is contraindicated in patients with a known hypersensitivity to it or to any local anesthetic agent of the amide-type or to other components of bupivacaine solutions.

WARNINGS

THE 0.75% CONCENTRATION OF SENSORCAINE INJECTION IS NOT RECOMMENDED FOR OBSTETRICAL ANESTHESIA. THERE HAVE BEEN REPORTS OF CARDIAC ARREST WITH DIFFICULT RESUSCITATION OR DEATH DURING USE OF BUPIVACAINE FOR EPIDURAL ANESTHESIA IN OBSTETRICAL PATIENTS. IN MOST CASES, THIS HAS FOLLOWED USE OF THE 0.75% CONCENTRATION. RESUSCITATION HAS BEEN DIFFICULT OR IMPOSSIBLE DESPITE APPARENTLY ADEQUATE PREPARATION AND APPROPRIATE MANAGEMENT. CARDIAC ARREST HAS OCCURRED AFTER CONVULSIONS RESULTING FROM SYSTEMIC TOXICITY, PRESUMABLY FOLLOWING UNINTENTIONAL INTRAVASCULAR INJECTION. THE 0.75% CONCENTRATION SHOULD BE RESERVED FOR SURGICAL PROCEDURES WHERE A HIGH DEGREE OF MUSCLE RELAXATION AND PROLONGED EFFECT ARE NECESSARY.

LOCAL ANESTHETICS SHOULD ONLY BE EMPLOYED BY CLINICIANS WHO ARE WELL VERSED IN DIAGNOSIS AND MANAGEMENT OF DOSE-RELATED TOXICITY AND OTHER ACUTE EMERGENCIES WHICH MIGHT ARISE FROM THE BLOCK TO BE EMPLOYED, AND THEN ONLY AFTER INSURING THE **IMMEDIATE** AVAILABILITY OF OXYGEN, OTHER RESUSCITATIVE DRUGS, CARDIOPULMONARY RESUSCITATIVE EQUIPMENT, AND THE PERSONNEL RESOURCES NEEDED FOR PROPER MANAGEMENT OF TOXIC REACTIONS AND RELATED EMERGENCIES (see also **ADVERSE REACTIONS, PRECAUTIONS, and OVERDOSAGE**). DELAY IN PROPER MANAGEMENT OF DOSE-RELATED TOXICITY, UNDERVENTILATION FROM ANY CAUSE AND/OR ALTERED SENSITIVITY MAY LEAD TO THE DEVELOPMENT OF ACIDOSIS, CARDIAC ARREST AND, POSSIBLY, DEATH.

Local anesthetic solutions containing antimicrobial preservatives, i.e., those supplied in multiple-dose vials, should not be used for epidural or caudal anesthesia because safety has not been established with regard to intrathecal injection, either intentionally or unintentionally, of such preservatives.

Intra-articular infusions of local anesthetics following arthroscopic and other surgical procedures is an unapproved use, and there have been post-marketing reports of chondrolysis in patients receiving such infusions. The majority of reported cases of chondrolysis have involved the shoulder joint; cases of gleno-humeral chondrolysis have been described in pediatric and adult patients following intra-articular infusions of local anesthetics with and without epinephrine for periods of 48 to 72 hours. There is insufficient information to determine whether shorter infusion periods are not associated with these findings. The time of onset of symptoms, such as joint pain, stiffness and loss of motion can be variable, but may begin as early as the 2nd month after surgery. Currently, there is no effective treatment for chondrolysis; patients who experienced chondrolysis have required additional diagnostic and therapeutic procedures and some required arthroplasty or shoulder replacement.

It is essential that aspiration for blood or cerebrospinal fluid (where applicable) be done prior to injecting any local anesthetic, both the original dose and all subsequent doses, to avoid intravascular or subarachnoid injection. However, a negative aspiration does not ensure against an intravascular or subarachnoid injection.

Bupivacaine with Epinephrine 1:200,000 or other vasopressors should not be used concomitantly with ergot-type oxytocic drugs, because a severe persistent hypertension may occur. Likewise, solutions of bupivacaine containing a vasoconstrictor, such as epinephrine, should be used with extreme caution in patients receiving monoamine oxidase inhibitors (MAOI) or antidepressants of the triptyline or imipramine types, because severe prolonged hypertension may result.

Until further experience is gained in pediatric patients younger than 12 years, administration of bupivacaine in this age group is not recommended.

Mixing or the prior or intercurrent use of any local anesthetic with bupivacaine cannot be recommended because of insufficient data on the clinical use of such mixtures.

There have been reports of cardiac arrest and death during the use of bupivacaine for intravenous regional anesthesia (Bier Block). Information on safe dosages and techniques of administration of bupivacaine in this procedure is lacking. Therefore, bupivacaine is not recommended for use in this technique.

Methemoglobinemia:

Cases of methemoglobinemia have been reported in association with local anesthetic use. Although all patients are at risk for methemoglobinemia, patients with glucose-6-phosphate dehydrogenase deficiency, congenital or idiopathic methemoglobinemia, cardiac or pulmonary compromise, infants under 6 months of age, and concurrent exposure to oxidizing agents or their metabolites are more susceptible to developing clinical manifestations of the condition. If local anesthetics must be used in these patients, close monitoring for symptoms and signs of methemoglobinemia is recommended.

Signs of methemoglobinemia may occur immediately or may be delayed some hours after exposure, and are characterized by a cyanotic skin discoloration and/or abnormal coloration of the blood.

Methemoglobin levels may continue to rise; therefore, immediate treatment is required to avert more serious central nervous system and cardiovascular adverse effects, including seizures, coma, arrhythmias, and death. Discontinue Sensorcaine and any other oxidizing agents. Depending on the severity of the signs and symptoms, patients may respond to supportive care, i.e., oxygen therapy, hydration. A more severe clinical presentation may require treatment with methylene blue, exchange transfusion, or hyperbaric oxygen.

Sensorcaine with epinephrine 1:200,000 contains sodium metabisulfite, a sulfite that may cause allergic-type reactions including anaphylactic symptoms and life-threatening or less severe asthmatic episodes in certain susceptible people. The overall prevalence of sulfite sensitivity in the general population is unknown and probably low. Sulfite sensitivity is seen more frequently in asthmatic than in nonasthmatic people. Sensorcaine and Sensorcaine - MPF without epinephrine single dose vials do not contain sodium metabisulfite.

PRECAUTIONS

General

The safety and effectiveness of local anesthetics depend on proper dosage, correct technique, adequate precautions, and readiness for emergencies. Resuscitative equipment, oxygen, and other resuscitative drugs should be available for immediate use (see **WARNINGS, ADVERSE REACTIONS, and OVERDOSAGE**). During major regional nerve blocks, the patient should have IV fluids running via an indwelling catheter to assure a functioning intravenous pathway. The lowest dosage of local anesthetic that results in effective anesthesia should be used to avoid high plasma levels and serious adverse effects. The rapid injection of a large volume of local anesthetic solution should be avoided and fractional (incremental) doses should be used when feasible.

Epidural Anesthesia

During epidural administration of Sensorcaine (bupivacaine HCl), 0.5% and 0.75% solutions should be administered in incremental doses of 3 mL to 5 mL with sufficient time between doses to detect toxic manifestations of unintentional intravascular or intrathecal injection. Injections should be made slowly, with frequent aspirations before and during the injection to avoid intravascular injection. Syringe aspirations should also be performed before and during each supplemental injection in continuous (intermittent) catheter techniques. An intravascular injection is still possible even if aspirations for blood are negative.

During the administration of epidural anesthesia, it is recommended that a test dose be administered initially and the effects monitored before the full dose is given. When using a “continuous” catheter technique, test doses should be given prior to both the original and all reinforcing doses, because plastic tubing in the epidural space can migrate into a blood vessel or through the dura. When clinical conditions permit, the test dose should contain epinephrine (10 mcg to 15 mcg has been suggested) to serve as a warning of unintended intravascular injection. If injected into a blood vessel, this amount of epinephrine is likely to produce a transient “epinephrine response” within 45 seconds, consisting of an increase in heart rate and/or systolic blood pressure, circumoral pallor, palpitations, and nervousness in the unsedated patient. The sedated patient may exhibit only a pulse rate increase of 20 or more beats per minute for 15 or more seconds. Therefore, following the test dose, the heart rate should be monitored for a heart rate increase. Patients on beta-blockers may not manifest changes in heart rate, but blood pressure monitoring can detect a transient rise in systolic blood pressure. The test dose should also contain 10 mg to 15 mg of Sensorcaine or an equivalent amount of another local anesthetic to detect an unintended intrathecal administration. This will be evidenced within a few minutes by signs of spinal block (e.g., decreased sensation of the buttocks, paresis of the legs, or, in the sedated patient, absent knee jerk). An intravascular or subarachnoid injection is still possible even if results of the test dose are negative. The test dose itself may produce a systemic toxic reaction, high spinal or epinephrine-induced cardiovascular effects.

Injection of repeated doses of local anesthetics may cause significant increases in plasma levels with each repeated dose due to slow accumulation of the drug or its metabolites, or to slow metabolic degradation. Tolerance to elevated blood levels varies with the status of the patient. Debilitated, elderly patients and acutely ill patients should be given reduced doses commensurate with their age and physical status. Local anesthetics should also be used with caution in patients with hypotension or heartblock.

Careful and constant monitoring of cardiovascular and respiratory (adequacy of ventilation) vital signs and the patient's state of consciousness should be performed after each local anesthetic injection. It should be kept in mind at such times that restlessness, anxiety, incoherent speech, lightheadedness, numbness and tingling of the mouth and lips, metallic taste, tinnitus, dizziness, blurred vision, tremors, twitching, depression, or drowsiness may be early warning signs of central nervous system toxicity.

Local anesthetic solutions containing a vasoconstrictor should be used cautiously and in carefully restricted quantities in areas of the body supplied by end arteries or having otherwise compromised blood supply such as digits, nose, external ear, or penis. Patients with hypertensive vascular disease may exhibit exaggerated vasoconstrictor response. Ischemic injury or necrosis may result.

Because amide-local anesthetics such as bupivacaine are metabolized by the liver, these drugs, especially repeat doses, should be used cautiously in patients with hepatic disease. Patients with severe hepatic disease, because of their inability to metabolize local anesthetics normally, are at a greater risk of developing toxic plasma concentrations. Local anesthetics should also be used with caution in patients with impaired cardiovascular function because they may be less able to compensate for functional changes associated with the prolongation of AV conduction produced by these drugs.

Serious dose-related cardiac arrhythmias may occur if preparations containing a vasoconstrictor such as epinephrine are employed in patients during or following the administration of potent inhalation anesthetics. In deciding whether to use these products concurrently in the same patient, the combined action of both agents upon the myocardium, the concentration and volume of vasoconstrictor used, and the time since injection, when applicable, should be taken into account.

Many drugs used during the conduct of anesthesia are considered potential triggering agents for familial malignant hyperthermia. Because it is not known whether amide-type local anesthetics may trigger this reaction and because the need for supplemental general anesthesia cannot be predicted in advance, it is suggested that a standard protocol for management should be available. Early unexplained signs of tachycardia, tachypnea, labile blood pressure, and metabolic acidosis may precede temperature elevation. Successful outcome is dependent on early diagnosis, prompt discontinuance of the suspect

triggering agent(s) and prompt institution of treatment, including oxygen therapy, indicated supportive measures and dantrolene (consult dantrolene sodium intravenous package insert before using).

Use in Head and Neck Area

Small doses of local anesthetics injected into the head and neck area, including retrobulbar, dental and stellate ganglion blocks, may produce adverse reactions similar to systemic toxicity seen with unintentional intravascular injections of larger doses. The injection procedures require the utmost care. Confusion, convulsions, respiratory depression, and/or respiratory arrest, and cardiovascular stimulation or depression have been reported. These reactions may be due to intra-arterial injection of the local anesthetic with retrograde flow to the cerebral circulation. They may also be due to puncture of the dural sheath of the optic nerve during retrobulbar block with diffusion of any local anesthetic along the subdural space to the midbrain. Patients receiving these blocks should have their circulation and respiration monitored and be constantly observed. Resuscitative equipment and personnel for treating adverse reactions should be immediately available. Dosage recommendations should not be exceeded (see **DOSAGE AND ADMINISTRATION**).

Use in Ophthalmic Surgery

Clinicians who perform retrobulbar blocks should be aware that there have been reports of respiratory arrest following local anesthetic injection. Prior to retrobulbar block, as with all other regional procedures, the immediate availability of equipment, drugs, and personnel to manage respiratory arrest or depression, convulsions, and cardiac stimulation or depression should be assured (see also **WARNINGS** and *Use in Head and Neck Area*, above). As with other anesthetic procedures, patients should be constantly monitored following ophthalmic blocks for signs of these adverse reactions, which may occur following relatively low total doses.

A concentration of 0.75% bupivacaine is indicated for retrobulbar block; however, this concentration is not indicated for any other peripheral nerve block, including the facial nerve, and not indicated for local infiltration, including the conjunctiva (see **INDICATIONS** and **PRECAUTIONS, General**). Mixing Sensorcaine (bupivacaine HCl) with other local anesthetics is not recommended because of insufficient data on the clinical use of such mixtures.

When Sensorcaine (bupivacaine HCl) 0.75% is used for retrobulbar block, complete corneal anesthesia usually precedes onset of clinically acceptable external ocular muscle akinesia. Therefore, presence of akinesia rather than anesthesia alone should determine readiness of the patient for surgery.

Use in Dentistry

Because of the long duration of anesthesia, when Sensorcaine 0.5% with epinephrine is used for dental injections, patients should be cautioned about the possibility of inadvertent trauma to tongue, lips, and buccal mucosa and advised not to chew solid foods or test the anesthetized area by biting or probing.

Information for Patients

When appropriate, patients should be informed in advance that they may experience temporary loss of sensation and motor activity, usually in the lower half of the body, following proper administration of caudal or epidural anesthesia. Also, when appropriate, the physician should discuss other information including adverse reactions in the package insert of Sensorcaine.

Patients receiving dental injections of Sensorcaine should be cautioned not to chew solid foods or test the anesthetized area by biting or probing until anesthesia has worn off (up to 7 hours).

Inform patients that use of local anesthetics may cause methemoglobinemia, a serious condition that must be treated promptly. Advise patients or caregivers to seek immediate medical attention if they or someone in their care experience the following signs or symptoms: pale, gray, or blue colored skin (cyanosis); headache; rapid heart rate; shortness of breath; lightheadedness; or fatigue.

Clinically Significant Drug Interactions

The administration of local anesthetic solutions containing epinephrine or norepinephrine to patients receiving monoamine oxidase inhibitors or tricyclic antidepressants may produce severe, prolonged hypertension. Concurrent use of these agents should generally be avoided. In situations when concurrent therapy is necessary, careful patient monitoring is essential.

Concurrent administration of vasopressor drugs and of ergot-type oxytocic drugs may cause severe, persistent hypertension or cerebrovascular accidents.

Phenothiazines and butyrophenones may reduce or reverse the pressor effect of epinephrine.

Patients who are administered local anesthetics are at increased risk of developing methemoglobinemia when concurrently exposed to the following drugs, which could include other local anesthetics:

Examples of Drugs Associated with Methemoglobinemia:

Class	Examples
Nitrates/Nitrites	nitric oxide, nitroglycerin, nitroprusside, nitrous oxide
Local anesthetics	articaine, benzocaine, bupivacaine, lidocaine, mepivacaine, prilocaine, procaine, ropivacaine, tetracaine
Antineoplastic agents	cyclophosphamide, flutamide, hydroxyurea, ifosfamide, rasburicase
Antibiotics	dapsone, nitrofurantoin, para-aminosalicylic acid, sulfonamides
Antimalarials	chloroquine, primaquine
Anticonvulsants	Phenobarbital, phenytoin, sodium valproate
Other drugs	acetaminophen, metoclopramide, quinine, sulfasalazine

Carcinogenesis, Mutagenesis, Impairment of Fertility

Long-term studies in animals to evaluate the carcinogenic potential of bupivacaine hydrochloride have not been conducted. The mutagenic potential and the effect on fertility of bupivacaine hydrochloride have not been determined.

Pregnancy Category C

There are no adequate and well-controlled studies in pregnant women. Sensorcaine should be used during pregnancy only if the potential benefit justifies the potential risk to the fetus. Bupivacaine hydrochloride produced developmental toxicity when administered subcutaneously to pregnant rats and rabbits at clinically relevant doses. This does not exclude the use of Sensorcaine at term for obstetrical anesthesia or analgesia (see **Labor and Delivery**).

Bupivacaine hydrochloride was administered subcutaneously to rats at doses of 4.4, 13.3, & 40 mg/kg and to rabbits at doses of 1.3, 5.8, & 22.2 mg/kg during the period of organogenesis (implantation to closure of the hard palate). The high doses are comparable to the daily maximum recommended human dose (MRHD) of 400 mg/day on a mg/m² body surface area (BSA) basis. No embryo-fetal effects were observed in rats at the high dose which caused increased maternal lethality. An increase in embryo-fetal deaths was observed in rabbits at the high dose in the absence of maternal toxicity with the fetal No Observed Adverse Effect Level representing approximately 1/5th the MRHD on a BSA basis.

In a rat pre- and post-natal development study (dosing from implantation through weaning) conducted at subcutaneous doses of 4.4, 13.3, & 40 mg/kg, decreased pup survival was observed at the high dose. The high dose is comparable to the daily MRHD of 400 mg/day on a BSA basis.

Labor and Delivery

SEE **BOX WARNING** REGARDING OBSTETRICAL USE OF 0.75% SENSORCAINE.

Sensorcaine is contraindicated for obstetrical paracervical block anesthesia.

Local anesthetics rapidly cross the placenta, and when used for epidural, caudal, or pudendal block anesthesia, can cause varying degrees of maternal, fetal, and neonatal toxicity (see **CLINICAL PHARMACOLOGY, Pharmacokinetics**). The incidence and degree of toxicity depend upon the procedure performed, the type, and amount of drug used, and the technique of drug

administration. Adverse reactions in the parturient, fetus, and neonate involve alterations of the central nervous system, peripheral vascular tone, and cardiac function.

Maternal hypotension has resulted from regional anesthesia. Local anesthetics produce vasodilation by blocking sympathetic nerves. Elevating the patient's legs and positioning her on her left side will help prevent decreases in blood pressure. The fetal heart rate also should be monitored continuously and electronic fetal monitoring is highly advisable.

Epidural, caudal, or pudendal anesthesia may alter the forces of parturition through changes in uterine contractility or maternal expulsive efforts. Epidural anesthesia has been reported to prolong the second stage of labor by removing the parturient's reflex urge to bear down or by interfering with motor function. The use of obstetrical anesthesia may increase the need for forceps assistance.

The use of some local anesthetic drug products during labor and delivery may be followed by diminished muscle strength and tone for the first day or two of life. This has not been reported with bupivacaine.

It is extremely important to avoid aortocaval compression by the gravid uterus during administration of regional block to parturients. To do this, the patient must be maintained in the left lateral decubitus position or a blanket roll or sandbag may be placed beneath the right hip and gravid uterus displaced to the left.

Nursing Mothers

Bupivacaine has been reported to be excreted in human milk suggesting that the nursing infant could be theoretically exposed to a dose of the drug. Because of the potential for serious adverse reactions in nursing infants from bupivacaine, a decision should be made whether to discontinue nursing or not administer bupivacaine, taking into account the importance of the drug to the mother.

Pediatric Use

Until further experience is gained in pediatric patients younger than 12 years, administration of Sensorcaine (bupivacaine HCl) Injection in this age group is not recommended. Continuous infusions of bupivacaine in children have been reported to result in high systemic levels of bupivacaine and seizures; high plasma levels may also be associated with cardiovascular abnormalities (see **WARNINGS, PRECAUTIONS, and OVERDOSAGE**).

Geriatric Use

Patients over 65 years, particularly those with hypertension, may be at increased risk for developing hypotension while undergoing anesthesia with bupivacaine (see **ADVERSE REACTIONS**).

Elderly patients may require lower doses of bupivacaine (see **PRECAUTIONS, Epidural Anesthesia and DOSAGE AND ADMINISTRATION**).

In clinical studies, differences in various pharmacokinetic parameters have been observed between elderly and younger patients (see **CLINICAL PHARMACOLOGY**).

This product is known to be substantially excreted by the kidney, and the risk of toxic reactions to this

drug may be greater in patients with impaired renal function. Because elderly patients are more likely to have decreased renal function, care should be taken in dose selection, and it may be useful to monitor renal function (see **CLINICAL PHARMACOLOGY**).

ADVERSE REACTIONS

Reactions to Sensorcaine (bupivacaine HCl) are characteristic of those associated with other amide-type local anesthetics. A major cause of adverse reactions to this group of drugs is excessive plasma levels, which may be due to overdosage, unintentional intravascular injection, or slow metabolic degradation.

The most commonly encountered acute adverse experiences which demand immediate counter-measures are related to the central nervous system and the cardiovascular system. These adverse experiences are generally dose related and due to high plasma levels which may result from overdosage, rapid absorption from the injection site, diminished tolerance, or from unintentional intravascular injection of the local anesthetic solution. In addition to systemic dose-related toxicity, unintentional subarachnoid injection of drug during the intended performance of caudal or lumbar epidural block or nerve blocks near the vertebral column (especially in the head and neck region) may result in underventilation or apnea ("Total or High Spinal"). Also, hypotension due to loss of sympathetic tone and respiratory paralysis or underventilation due to cephalad extension of the motor level of anesthesia may occur.

This may lead to secondary cardiac arrest if untreated. Patients over 65 years, particularly those with hypertension, may be at increased risk for experiencing the hypotensive effects of bupivacaine. Factors influencing plasma protein binding, such as acidosis, systemic diseases which alter protein production, or competition of other drugs for protein binding sites, may diminish individual tolerance.

Central Nervous System Reactions

These are characterized by excitation and/or depression. Restlessness, anxiety, dizziness, tinnitus, blurred vision, or tremors may occur, possibly proceeding to convulsions. However, excitement may be transient or absent, with depression being the first manifestation of an adverse reaction. This may quickly be followed by drowsiness merging into unconsciousness and respiratory arrest. Other central nervous system effects may be nausea, vomiting, chills, and constriction of the pupils.

The incidence of convulsions associated with the use of local anesthetics varies with the procedure used and the total dose administered. In a survey of studies of epidural anesthesia, overt toxicity progressing to convulsions occurred in approximately 0.1% of local anesthetic administrations.

Cardiovascular System Reactions

High doses or unintentional intravascular injection may lead to high plasma levels and related depression of the myocardium, decreased cardiac output, heartblock, hypotension, bradycardia, ventricular arrhythmias, including ventricular tachycardia and ventricular fibrillation, and cardiac arrest (see **WARNINGS, PRECAUTIONS, and OVERDOSAGE**).

Allergic

Allergic-type reactions are rare and may occur as a result of sensitivity to the local anesthetic or to other formulation ingredients, such as the antimicrobial preservative methylparaben contained in multiple dose vials or sulfites in epinephrine-containing solutions. These reactions are characterized by signs such as urticaria, pruritus, erythema, angioneurotic edema (including laryngeal edema), tachycardia, sneezing, nausea, vomiting, dizziness, syncope, excessive sweating, elevated temperature, and possibly, anaphylactoid-like symptomatology (including severe hypotension). Cross sensitivity among members of the amide-type local anesthetic group has been reported. The usefulness of screening for sensitivity has not been definitely established.

Neurologic

The incidences of adverse neurologic reactions associated with the use of local anesthetics may be related to the total dose of local anesthetic administered and are also dependent upon the particular drug used, the route of administration, and the physical status of the patient. Many of these effects may be related to local anesthetic techniques, with or without a contribution from the drug.

In the practice of caudal or lumbar epidural block, occasional unintentional penetration of the subarachnoid space by the catheter or needle may occur. Subsequent adverse effects may depend partially on the amount of drug administered intrathecally and the physiological and physical effects of a dural puncture. A high spinal is characterized by paralysis of the legs, loss of consciousness, respiratory paralysis, and bradycardia.

Neurologic effects following epidural or caudal anesthesia may include spinal block of varying magnitude (including high or total spinal block); hypotension secondary to spinal block; urinary retention; fecal and urinary incontinence; loss of perineal sensation and sexual function; persistent anesthesia, paresthesia, weakness, paralysis of the lower extremities and loss of sphincter control all of which may have slow, incomplete, or no recovery; headache; backache; septic meningitis; meningismus; slowing of labor; increased incidence of forceps delivery; and cranial nerve palsies due to traction on nerves from loss of cerebrospinal fluid.

Neurologic effects following other procedures or routes of administration may include persistent anesthesia, paresthesia, weakness, paralysis, all of which may have slow, incomplete, or no recovery.

OVERDOSAGE

Acute emergencies from local anesthetics are generally related to high plasma levels encountered during therapeutic use of local anesthetics or to unintended subarachnoid injection of local anesthetic solution (see **ADVERSE REACTIONS, WARNINGS, and PRECAUTIONS**).

Management of Local Anesthetic Emergencies

The first consideration is prevention, best accomplished by careful and constant monitoring of cardiovascular and respiratory vital signs and the patient's state of consciousness after each local anesthetic injection. At the first sign of change, oxygen should be administered.

*The first step in the management of systemic toxic reactions, as well as underventilation or apnea due to unintentional subarachnoid injection of drug solution, consists of **immediate** attention to the establishment and maintenance of a patent airway and effective assisted or controlled ventilation with 100% oxygen with a delivery system capable of permitting immediate positive airway pressure by mask. This may prevent convulsions if they have not already occurred.*

If necessary, use drugs to control the convulsions. A 50 mg to 100 mg bolus IV injection of succinylcholine will paralyze the patient without depressing the central nervous or cardiovascular systems and facilitate ventilation. A bolus IV dose of 5 mg to 10 mg of diazepam or 50 mg to 100 mg of thiopental will permit ventilation and counteract central nervous system stimulation, but these drugs also depress central nervous system, respiratory, and cardiac function, add to postictal depression and may result in apnea. Intravenous barbiturates, anticonvulsant agents, or muscle relaxants should only be administered by those familiar with their use. Immediately after the institution of these ventilatory measures, the adequacy of the circulation should be evaluated. Supportive treatment of circulatory depression may require administration of intravenous fluids, and when appropriate, a vasopressor dictated by the clinical situation (such as ephedrine or epinephrine to enhance myocardial contractile force).

Endotracheal intubation, employing drugs and techniques familiar to the clinician, may be indicated after initial administration of oxygen by mask if difficulty is encountered in the maintenance of a patent airway, or if prolonged ventilatory support (assisted or controlled) is indicated.

Recent clinical data from patients experiencing local anesthetic-induced convulsions demonstrated rapid

development of hypoxia, hypercarbia, and acidosis with bupivacaine within a minute of the onset of convulsions. These observations suggest that oxygen consumption and carbon dioxide production are greatly increased during local anesthetic convulsions and emphasize the importance of immediate and effective ventilation with oxygen which may avoid cardiac arrest.

If not treated immediately, convulsions with simultaneous hypoxia, hypercarbia, and acidosis plus myocardial depression from the direct effects of the local anesthetic may result in cardiac arrhythmias, bradycardia, asystole, ventricular fibrillation, or cardiac arrest. Respiratory abnormalities, including apnea, may occur. Underventilation or apnea due to unintentional subarachnoid injection of local anesthetic solution may produce these same signs and also lead to cardiac arrest if ventilatory support is not instituted. *If cardiac arrest should occur, successful outcome may require prolonged resuscitative efforts.*

The supine position is dangerous in pregnant women at term because of aortocaval compression by the gravid uterus. Therefore during treatment of systemic toxicity, maternal hypotension or fetal bradycardia following regional block, the parturient should be maintained in the left lateral decubitus position if possible, or manual displacement of the uterus off the great vessels should be accomplished.

The mean seizure dosage of bupivacaine in rhesus monkeys was found to be 4.4 mg/kg with mean arterial plasma concentration of 4.5 mcg/mL. The intravenous and subcutaneous LD₅₀ in mice is 6 mg/kg to 8 mg/kg and 38 mg/kg to 54 mg/kg respectively.

DOSAGE AND ADMINISTRATION

The dose of any local anesthetic administered varies with the anesthetic procedure, the area to be anesthetized, the vascularity of the tissues, the number of neuronal segments to be blocked, the depth of anesthesia and degree of muscle relaxation required, the duration of anesthesia desired, individual tolerance, and the physical condition of the patient. The smallest dose and concentration required to produce the desired result should be administered. Dosages of Sensorcaine should be reduced for elderly and/or debilitated patients and patients with cardiac and/or liver disease. The rapid injection of a large volume of local anesthetic solution should be avoided and fractional (incremental) doses should be used when feasible.

For specific techniques and procedures, refer to standard textbooks.

There have been adverse event reports of chondrolysis in patients receiving intra-articular infusions of local anesthetics following arthroscopic and other surgical procedures. Sensorcaine is not approved for this use (see **WARNINGS** and **DOSAGE AND ADMINISTRATION**).

In recommended doses, Sensorcaine (bupivacaine HCl) produces complete sensory block, but the effect on motor function differs among the three concentrations.

0.25%—when used for caudal, epidural, or peripheral nerve block, produces incomplete motor block. Should be used for operations in which muscle relaxation is not important, or when another means of providing muscle relaxation is used concurrently. Onset of action may be slower than with the 0.5% or 0.75% solutions.

0.5%—provides motor blockade for caudal, epidural, or nerve block, but muscle relaxation may be inadequate for operations in which complete muscle relaxation is essential.

0.75%—produces complete motor block. Most useful for epidural block in abdominal operations requiring complete muscle relaxation, and for retrobulbar anesthesia. Not for obstetrical anesthesia.

The duration of anesthesia with Sensorcaine is such that for most indications, a single dose is sufficient.

Maximum dosage limit must be individualized in each case after evaluating the size and physical status of the patient, as well as the usual rate of systemic absorption from a particular injection site. Most experience to date is with single doses of Sensorcaine up to 225 mg with epinephrine 1:200,000 and

175 mg without epinephrine; more or less drug may be used depending on individualization of each case.

These doses may be repeated up to once every three hours. In clinical studies to date, total daily doses have been up to 400 mg. Until further experience is gained, this dose should not be exceeded in 24 hours. The duration of anesthetic effect may be prolonged by the addition of epinephrine.

The dosages in Table 1 have generally proved satisfactory and are recommended as a guide for use in the average adult. These dosages should be reduced for elderly or debilitated patients. Until further experience is gained, Sensorcaine is not recommended for pediatric patients younger than 12 years.

Sensorcaine is contraindicated for obstetrical paracervical blocks, and is not recommended for intravenous regional anesthesia (Bier Block).

Use in Epidural Anesthesia

During epidural administration of Sensorcaine, 0.5% and 0.75% solutions should be administered in incremental doses of 3 mL to 5 mL with sufficient time between doses to detect toxic manifestations of unintentional intravascular or intrathecal injection. In obstetrics, only the 0.5% and 0.25% concentrations should be used; incremental doses of 3 mL to 5 mL of the 0.5% solution not exceeding 50 mg to 100 mg at any dosing interval are recommended. Repeat doses should be preceded by a test dose containing epinephrine if not contraindicated. Use only the single dose ampules and single dose vials for caudal or epidural anesthesia; the multiple dose vials contain a preservative and therefore should not be used for these procedures.

Use in Dentistry

The 0.5% concentration with epinephrine is recommended for infiltration and block injection in the maxillary and mandibular area when a longer duration of local anesthetic action is desired, such as for oral surgical procedures generally associated with significant postoperative pain. The average dose of 1.8 mL (9 mg) per injection site will usually suffice; an occasional second dose of 1.8 mL (9 mg) may be used if necessary to produce adequate anesthesia after making allowance for 2 to 10 minutes onset time (see **CLINICAL PHARMACOLOGY**). The lowest effective dose should be employed and time should be allowed between injections; it is recommended that the total dose for all injection sites, spread out over a single dental sitting, should not ordinarily exceed 90 mg for a healthy adult patient (ten 1.8 mL injections of 0.5% sensorcaine with epinephrine). Injections should be made slowly and with frequent aspirations. Until further experience is gained, sensorcaine in dentistry is not recommended for pediatric patients younger than 12 years.

Unused portions of solution not containing preservatives, i.e., those supplied in single dose ampules and single dose vials, should be discarded following initial use.

This product should be inspected visually for particulate matter and discoloration prior to administration whenever solution and container permit. Solutions which are discolored or which contain particulate matter should not be administered.

TABLE 1. Recommended Concentrations and Doses of Sensorcaine (bupivacaine HCl) Injections

Type of Block	Conc.	Each Dose		Motor Block ¹
		(mL)	(mg)	
Local Infiltration	0.25% ⁴	up to max.	up to max.	—
	0.75% ^{2,4}			complete

Epidural		10 to 20	75 to 150	
	0.5% ⁴	10 to 20	50 to 100	moderate to complete
	0.25% ⁴	10 to 20	25 to 50	partial to moderate
Caudal	0.5% ⁴	15 to 30	75 to 150	moderate to complete
	0.25% ⁴	15 to 30	37.5 to 75	moderate
Peripheral Nerves	0.5% ⁴	5 to max.	25 to max.	moderate to complete
	0.25% ⁴	5 to max.	12.5 to max.	moderate to complete
Retrobulbar ³	0.75% ⁴	2 to 4	15 to 30	complete
Sympathetic	0.25%	20 to 50	50 to 125	—
Dental ³	0.5% w/epi	1.8 to 3.6 per site	9 to 18 per site	—
Epidural ³	0.5%	2 to 3	10 to 15	—

¹ With continuous (intermittent) techniques, repeat doses increase the degree of motor block. The first repeat dose of 0.5% may produce complete motor block. Intercostal nerve block with 0.25% may also produce complete motor block for intra-abdominal surgery.

² For single dose use, not for intermittent epidural technique. Not for obstetrical anesthesia.

³ See **PRECAUTIONS**.

⁴ Solutions with or without epinephrine.

HOW SUPPLIED

These solutions are not for spinal anesthesia.

Sensorcaine-MPF (methylparaben free) is available in the following forms:

With Epinephrine:

Product Code	Unit of Sale	Strength	Each
460837	NDC 63323-468-37	75 mg per 30 mL	NDC 63323-468-02
	Trays of 25	(2.5 mg per mL)	30 mL
		0.25%	Single-dose Vial
460817	NDC 63323-468-17	25 mg per 10 mL	NDC 63323-468-01
	Trays of 25	(2.5 mg per mL)	10 mL
		0.25%	Single-dose Vial
460217	NDC 63323-462-17	50 mg per 10 mL	NDC 63323-462-04
	Trays of 25	(5 mg per mL)	10 mL
		0.5%	Single-dose Vial
	NDC 63323-462-37	150 mg per 30 mL	NDC 63323-462-01

460237	Trays of 25	(5 mg per mL)	30 mL
		0.5%	Single-dose Vial
	NDC 63323-462-31	150 mg per 30 mL	NDC 63323-462-02
460231	Packaged in 5	(5 mg per mL)	30 mL
		0.5%	Single-dose Vial
	NDC 63323-460-37	225 mg per 30 mL	NDC 63323-460-01
461037	Trays of 25	(7.5 mg per mL)	30 mL
		0.75%	Single-dose Vial

Without Epinephrine:

Product Code	Unit of Sale	Strength	Each
	NDC 63323-464-17	25 mg per 10 mL	NDC 63323-464-01
460417	Trays of 25	(2.5 mg per mL)	10 mL
		0.25%	Single-dose Vial
	NDC 63323-464-37	75 mg per 30 mL	NDC 63323-464-02
460437	Trays of 25	(2.5 mg per mL)	30 mL
		0.25%	Single-dose Vial
		75 mg per 30 mL	NDC 63323-464-03
460431	NDC 63323-464-31 Packaged in 5	(2.5 mg per mL)	30 mL
		0.25%	Single-dose Vial
	NDC 63323-466-17	50 mg per 10 mL	NDC 63323-466-03
460617	Trays of 25	5 mg per mL)	10 mL
		0.5%	Single-dose Vial
	NDC 63323-466-37	150 mg per 30 mL	NDC 63323-466-01
460637	Trays of 25	(5 mg per mL)	30 mL
		0.5%	Single-dose Vial
	NDC 63323-466-31	150 mg per 30 mL	NDC 63323-466-02
460631	Packaged in 5	(5 mg per mL)	30 mL
		0.5%	Single-dose Vial
	NDC 63323-472-17	75 mg per 10 mL	NDC 63323-472-03
470217	Trays of 25	(7.5 mg per mL)	10 mL
		0.75%	Single-dose Vial

	NDC 63323-472-37	225 mg per 30 mL	NDC 63323-472-01
470237		(7.5 mg per mL)	30 mL
	Trays of 25		
		0.75%	Single-dose Vial

Sensorcaine (preserved with methylparaben) is available in the following forms:

With Epinephrine:

Product Code	Unit of Sale	Strength	Each
	NDC 63323-461-57	125 mg per 50 mL	NDC 63323-461-01
460157		(2.5 mg per mL)	50 mL
	Trays of 25		
		0.25%	Multiple-dose Vial
	NDC 63323-463-57	250 mg per 50 mL	NDC 63323-463-01
460357		(5 mg per mL)	50 mL
	Trays of 25		
		0.5%	Multiple-dose Vial

Without Epinephrine:

Product Code	Unit of Sale	Strength	Each
	NDC 63323-465-57	125 mg per 50 mL	NDC 63323-465-01
460557		(2.5 mg per mL)	50 mL
	Trays of 25		
		0.25%	Multiple-dose Vial
	NDC 63323-467-57	250 mg per 50 mL	NDC 63323-467-01
460757		(5 mg per mL)	50 mL
	Trays of 25		
		0.5%	Multiple-dose Vial

For single dose vials: Discard unused portion.

Solutions should be stored at 20° to 25°C (68° to 77°F) [see USP Controlled Room Temperature]. Solutions containing epinephrine should be protected from light.

The injection is not to be used if its color is pinkish or darker than slightly yellow or if it contains a precipitate.

All trademarks are the property of Fresenius Kabi.



Lake Zurich, IL 60047

www.fresenius-kabi.com/us

451106H

Revised: March 2019

PACKAGE LABEL – PRINCIPAL DISPLAY – Sensorcaine 30 mL Single Dose Vial Label

NDC 63323-462-01 460237

(Bupivacaine HCl and Epinephrine Injection, USP)

0.5% 150 mg per 30 mL (5 mg per mL)

with Epinephrine 1:200,000 (as bitartrate)

For Nerve Block, Caudal and Epidural Anesthesia

Not for Spinal Anesthesia

Methylparaben Free

Warning: Contains Sulfites

30 mL Single Dose Vial

Rx only

NDC 63323-462-01 460237

Sensorcaine[®] – MPF
(Bupivacaine HCl and Epinephrine Injection, USP)

with Epinephrine 1:200,000 (as bitartrate)

0.5% 150 mg per 30 mL
(5 mg per mL)

For Nerve Block, Caudal and Epidural Anesthesia
Not for Spinal Anesthesia
Methylparaben Free
Warning: Contains Sulfites

30 mL Single Dose Vial Rx only

PACKAGE LABEL – PRINCIPAL DISPLAY – Sensorcaine 30 mL Single Dose Vial Tray Label

NDC 63323-462-37 460237

Sensorcaine®-MPF

(Bupivacaine HCl and Epinephrine Injection, USP)

0.5% 150 mg per 30 mL (5 mg per mL)

with Epinephrine 1:200,000 (as bitartrate)

For Nerve Block, Caudal and Epidural Anesthesia

Not for Spinal Anesthesia

Warning: Contains Sulfites

Methylparaben Free

Rx only

25 Single Dose Vials, 30 mL

NDC 63323-462-37 460237 TO BE SOLD ONLY AS AN UNBROKEN PACKAGE

Sensorcaine®-MPF
(Bupivacaine HCl and Epinephrine Injection, USP)

with Epinephrine 1:200,000
(as bitartrate)

0.5% **150 mg per 30 mL**
 (5 mg per mL)

For Nerve Block, Caudal and Epidural Anesthesia

Not for Spinal Anesthesia

Warning: Contains Sulfites

Methylparaben Free Rx only Single dose container.

25 Single Dose Vials, 30 mL Discard unused portion.

Each mL contains:
Bupivacaine HCl 5 mg
Epinephrine (as bitartrate) 0.005 mg
Citric acid 0.2 mg
Sodium metabisulfite **0.5 mg**
Sodium chloride 8 mg

Sodium hydroxide and/or hydrochloric acid to adjust pH to 3.3 to 5.5.
Filled under nitrogen.

Usual Dosage: See insert.

Store at 20° to 25°C (68° to 77°F) [see USP Controlled Room Temperature].

Protect from light. Store in carton until time of use.


Do not autoclave (contains epinephrine).

The Injection is not to be used if its color is pinkish or darker than slightly yellow or if it contains a precipitate.

Can be resterilized by autoclaving.


Do not use if solution is discolored or contains a precipitate.

All trademarks are the property of Fresenius Kabi USA, LLC.

 **FRESENIUS KABI**

Lake Zurich, IL 60047
www.fresenius-kabi.com/us

42947A



(01)20363323462370

PACKAGE LABEL – PRINCIPAL DISPLAY – Sensorcaine 30 mL Single Dose Vial Label

NDC 63323-464-02 460437

Sensorcaine®-MPF

(Bupivacaine HCl Injection, USP)

0.25% 75 mg per 30 mL (2.5 mg per mL)

For Infiltration, Nerve Block, Caudal and Epidural Anesthesia

Not for Spinal Anesthesia

Methylparaben Free

30 mL Single Dose Vial

Rx only

NDC 63323-464-02

460437

Sensorcaine[®]-MPF

(Bupivacaine HCl Injection, USP)

0.25%

75 mg per 30 mL
(2.5 mg per mL)

**For Infiltration, Nerve Block, Caudal
and Epidural Anesthesia**

Not for Spinal Anesthesia

Methylparaben Free

30 mL Single Dose Vial

Rx only

PACKAGE LABEL – PRINCIPAL DISPLAY – Sensorcaine 30 mL Single Dose Vial Tray Label

NDC 63323-464-37 460437

Sensorcaine[®]-MPF

(Bupivacaine HCl Injection, USP)

0.25% 75 mg per 30 mL (2.5 mg per mL)

For Infiltration, Nerve Block, Caudal and Epidural Anesthesia.

Not for Spinal Anesthesia

Methylparaben Free

Rx only

25 Single Dose Vials, 30 mL

NDC 63323-464-37

460437 TO BE SOLD ONLY AS AN UNBROKEN PACKAGE

Sensorcaine®-MPF
(Bupivacaine HCl Injection, USP)

Each mL contains:
Bupivacaine HCl 2.5 mg
Sodium chloride 8 mg

Can be resterilized by autoclaving.

0.25% 75 mg per 30 mL
(2.5 mg per mL)

Sodium hydroxide and/or hydrochloric acid to adjust pH to 4.0 to 6.5.

Do not use if solution is discolored or contains a precipitate.

For Infiltration, Nerve Block, Caudal and Epidural Anesthesia.

Usual Dosage: See insert.

All trademarks are the property of Fresenius Kabi USA, LLC.

Not for Spinal Anesthesia

Store at 20° to 25°C (68° to 77°F) [see USP Controlled Room Temperature].

Methylparaben Free Rx only

Single dose container.



25 Single Dose Vials, 30 mL

Discard unused portion.

Lake Zurich, IL 60047
www.fresenius-kabi.com/us

42948A



PACKAGE LABEL – PRINCIPAL DISPLAY – Sensorcaine 50 mL Multiple Dose Vial Label

NDC 63323-465-01 460557

Sensorcaine®

(Bupivacaine HCl Injection, USP)

0.25% 125 mg per 50 mL (2.5 mg per mL)

For Infiltration and Nerve Block Only

Not for Caudal, Epidural or Spinal Anesthesia

50 mL Multiple Dose Vial

Rx only

NDC 63323-465-01

460557

Sensorcaine[®]

(Bupivacaine HCl Injection, USP)

0.25%

125 mg per 50 mL
(2.5 mg per mL)

For Infiltration and Nerve Block Only

Not for Caudal, Epidural or Spinal
Anesthesia

50 mL Multiple Dose Vial

Rx only

PACKAGE LABEL – PRINCIPAL DISPLAY – Sensorcaine 50 mL Multiple Dose Vial Tray Label

NDC 63323-465-57 460557

Sensorcaine[®]

(Bupivacaine HCl Injection, USP)

0.25% 125 mg per 50 mL (2.5 mg per mL)

For Infiltration and Nerve Block Only

Not for Caudal, Epidural or Spinal Anesthesia

Rx only

25 Multiple Dose Vials, 50 mL

NDC 63323-465-57

460557

TO BE SOLD ONLY AS AN UNBROKEN PACKAGE

Sensorcaine®

(Bupivacaine HCl Injection, USP)

0.25%

125 mg per 50 mL
(2.5 mg per mL)

For Infiltration and Nerve Block Only

Not for Caudal, Epidural or Spinal Anesthesia

Rx only

25 Multiple Dose Vials, 50 mL

Each mL contains:

Bupivacaine HCl

2.5 mg

Sodium chloride

8 mg

Methylparaben

1 mg

Sodium hydroxide and/or hydrochloric acid to adjust pH to 4.0 to 6.5.

Usual Dosage: See insert.

Store at 20° to 25°C (68° to 77°F) [see USP Controlled Room Temperature].

Can be resterilized by autoclaving.

Do not use if solution is discolored or contains a precipitate.

All trademarks are the property of Fresenius Kabi USA, LLC.



Lake Zurich, IL 60047
www.fresenius-kabi.com/us

42950A



(01)20363323465579

PACKAGE LABEL – PRINCIPAL DISPLAY – Sensorcaine 30 mL Single Dose Vial Label

NDC 63323-466-01 460637

Sensorcaine®-MPF

(Bupivacaine HCl Injection, USP)

0.5% 150 mg per 30 mL (5 mg per mL)

For Nerve Block, Caudal and Epidural Anesthesia

Not for Spinal Anesthesia

Methylparaben Free

30 mL Single Dose Vial

Rx only

NDC 63323-466-01

460637

Sensorcaine[®] – MPF

(Bupivacaine HCl Injection, USP)

0.5%

150 mg per 30 mL
(5 mg per mL)

**For Nerve Block, Caudal and
Epidural Anesthesia**

Not for Spinal Anesthesia

Methylparaben Free

30 mL Single Dose Vial

Rx only

PACKAGE LABEL – PRINCIPAL DISPLAY – Sensorcaine 30 mL Single Dose Vial Tray Label

NDC 63323-466-37 460637

Sensorcaine[®] -MPF

(Bupivacaine HCl Injection, USP)

0.5% 150 mg per 30 mL (5 mg per mL)

For Nerve Block, Caudal and Epidural Anesthesia

Not for Spinal Anesthesia

Methylparaben Free

Rx only

25 Single Dose Vials, 30 mL

NDC 63323-466-37 460637 TO BE SOLD ONLY AS AN UNBROKEN PACKAGE

Sensorcaine® -MPF
(Bupivacaine HCl Injection, USP)

0.5% **150 mg per 30 mL**
(5 mg per mL)

For Nerve Block, Caudal and Epidural Anesthesia

Not for Spinal Anesthesia

Methylparaben Free Rx only

25 Single Dose Vials, 30 mL

Each mL contains:
Bupivacaine HCl 5 mg
Sodium chloride 8 mg

Sodium hydroxide and/or hydrochloric acid to adjust pH to 4.0 to 6.5.

Usual Dosage: See insert.

Store at 20° to 25°C (68° to 77°F) [see USP Controlled Room Temperature].


Single dose container.

Discard unused portion.

Can be resterilized by autoclaving.


Do not use if solution is discolored or contains a precipitate.

All trademarks are the property of Fresenius Kabi USA, LLC.

 **FRESENIUS KABI**

Lake Zurich, IL 60047
www.fresenius-kabi.com/us

42949A



(01)20363323466378

PACKAGE LABEL – PRINCIPAL DISPLAY – Sensorcaine 50 mL Multiple Dose Vial Label

NDC 63323-467-01 460757

Sensorcaine®

(Bupivacaine HCl Injection, USP)

0.5% 250 mg per 50 mL (5 mg per mL)

For Nerve Block Only

Not for Caudal, Epidural or Spinal Anesthesia

50 mL Multiple Dose Vial

Rx only

NDC 63323-467-01

460757

Sensorcaine[®]

(Bupivacaine HCl Injection, USP)

0.5%

250 mg per 50 mL
(5 mg per mL)

For Nerve Block Only

Not for Caudal, Epidural or
Spinal Anesthesia

50 mL Multiple Dose Vial Rx only

PACKAGE LABEL – PRINCIPAL DISPLAY – Sensorcaine 50 mL Multiple Dose Vial Tray Label

NDC 63323-467-57 460757

Sensorcaine[®]

(Bupivacaine HCl Injection, USP)

0.5% 250 mg per 50 mL (5 mg per mL)

For Nerve Block Only

Not for Caudal, Epidural or Spinal Anesthesia

Rx only

25 Multiple Dose Vials, 50 mL

NDC 63323-467-57

460757 TO BE SOLD ONLY AS AN UNBROKEN PACKAGE

Sensorcaine®
(Bupivacaine HCl Injection, USP)

0.5%

250 mg per 50 mL
(5 mg per mL)

For Nerve Block Only

Not for Caudal, Epidural or Spinal
Anesthesia

Rx only

25 Multiple Dose Vials, 50 mL

Each mL contains:

Bupivacaine HCl
Sodium chloride
Methylparaben

5 mg
8 mg
1 mg

Sodium hydroxide and/or
hydrochloric acid to adjust pH
to 4.0 to 6.5.

Usual Dosage: See insert.

Store at 20° to 25°C (68° to
77°F) [see USP Controlled
Room Temperature].

Can be resterilized by
autoclaving.

Do not use if solution is
discolored or contains a
precipitate.

All trademarks are the property
of Fresenius Kabi USA, LLC.

 **FRESENIUS
KABI**

Lake Zurich, IL 60047
www.fresenius-kabi.com/us

42951A



(01)20363323467573

PACKAGE LABEL – PRINCIPAL DISPLAY – Sensorcaine 30 mL Single Dose Vial Label

NDC 63323-460-01 461037

Sensorcaine® -MPF

(Bupivacaine HCl and Epinephrine Injection, USP)

0.75% 225 mg per 30 mL (7.5 mg per mL)

with Epinephrine 1:200,000 (as bitartrate)

For Epidural and Retrobulbar Anesthesia

Not for Obstetric Anesthesia

Not for Spinal Anesthesia

Methylparaben Free

Warning: Contains Sulfites

30 mL Single Dose Vial

Rx only

NDC 63323-460-01

461037

Sensorcaine[®] – MPF

(Bupivacaine HCl and Epinephrine Injection, USP)

with Epinephrine 1:200,000 (as bitartrate)

0.75%

225 mg per 30 mL
(7.5 mg per mL)

For Epidural and Retrobulbar Anesthesia

Not for Obstetric Anesthesia

Not for Spinal Anesthesia

Methylparaben Free

Warning: Contains Sulfites

30 mL Single Dose Vial

Rx only

PACKAGE LABEL – PRINCIPAL DISPLAY – Sensorcaine 30 mL Single Dose Vial Tray Label

NDC 63323-460-37 461037

Sensorcaine[®] -MPF

(Bupivacaine HCl and Epinephrine Injection, USP)

0.75% 225 mg per 30 mL (7.5 mg per mL)

with Epinephrine 1:200,000 (as bitartrate)

For Epidural and Retrobulbar Anesthesia

Not for Obstetric Anesthesia

Not for Spinal Anesthesia

Methylparaben Free

Warning: Contains Sulfites

Rx only

25 Single Dose Vials, 30 mL

NDC 63323-460-37

461037 TO BE SOLD ONLY AS AN UNBROKEN PACKAGE

Sensorcaine® -MPF

(Bupivacaine HCl and Epinephrine Injection, USP)

with Epinephrine 1:200,000
(as bitartrate)**0.75%** 225 mg per 30 mL
(7.5 mg per mL)

For Epidural and Retrobulbar Anesthesia

Not for Obstetric Anesthesia

Not for Spinal Anesthesia

Methylparaben Free

Rx only

Warning: Contains Sulfites

25 Single Dose Vials, 30 mL

Each mL contains:

Bupivacaine HCl 7.5 mg

Epinephrine (as bitartrate) 0.005 mg

Citric acid 0.2 mg

Sodium metabisulfite 0.5 mg

Sodium chloride 8 mg

Sodium hydroxide and/or hydrochloric acid to adjust pH to 3.3 to 5.5. Filled under nitrogen.

Usual Dosage: See insert.

Store at 20° to 25°C (68° to 77°F) [see USP Controlled Room Temperature].

Single dose container.

Discard unused portion.

Protect from light. Store in carton until time of use.

Do not autoclave (contains epinephrine).

The Injection is not to be used if its color is pinkish or darker than slightly yellow or if it contains a precipitate.

All trademarks are the property of Fresenius Kabi USA, LLC.

Lake Zurich, IL 60047
www.fresenius-kabi.com/us

42953A

**SENSORCAINE**

bupivacaine hydrochloride injection, solution

Product Information

Product Type	HUMAN PRESCRIPTION DRUG	Item Code (Source)	NDC:63323-465
Route of Administration	INFILTRATION, PERINEURAL		

Active Ingredient/Active Moiety

Ingredient Name	Basis of Strength	Strength
BUPIVACAINE HYDRO CHLORIDE (UNII: 7TQO7W3VT8) (BUPIVACAINE - UNII:Y8335394RO)	BUPIVACAINE HYDROCHLORIDE ANHYDROUS	2.5 mg in 1 mL

Inactive Ingredients

Ingredient Name	Strength
SODIUM CHLORIDE (UNII: 451W47IQ8X)	8 mg in 1 mL
METHYLPARABEN (UNII: A2I8C7HI9T)	1 mg in 1 mL
SODIUM HYDRO XIDE (UNII: 55X04QC32I)	
HYDRO CHLORIC ACID (UNII: QTT17582CB)	

Packaging

#	Item Code	Package Description	Marketing Start Date	Marketing End Date
1	NDC:63323-465-57	25 in 1 TRAY	11/19/2010	
1	NDC:63323-465-01	50 mL in 1 VIAL, MULTI-DOSE; Type 0: Not a Combination Product		

Marketing Information

Marketing Category	Application Number or Monograph Citation	Marketing Start Date	Marketing End Date
NDA	NDA018304	11/19/2010	

SENSORCAINE

bupivacaine hydrochloride injection, solution

Product Information

Product Type	HUMAN PRESCRIPTION DRUG	Item Code (Source)	NDC:63323-467
Route of Administration	PERINEURAL		

Active Ingredient/Active Moiety

Ingredient Name	Basis of Strength	Strength
BUPIVACAINE HYDROCHLORIDE (UNII: 7TQO7W3VT8) (BUPIVACAINE - UNII:Y8335394RO)	BUPIVACAINE HYDROCHLORIDE ANHYDROUS	5 mg in 1 mL

Inactive Ingredients

Ingredient Name	Strength
SODIUM CHLORIDE (UNII: 451W47IQ8X)	8 mg in 1 mL
METHYL PARABEN (UNII: A2I8C7HI9T)	1 mg in 1 mL
SODIUM HYDROXIDE (UNII: 55X04QC32I)	
HYDROCHLORIC ACID (UNII: QTT17582CB)	

Packaging

#	Item Code	Package Description	Marketing Start Date	Marketing End Date
1	NDC:63323-467-57	25 in 1 TRAY	11/19/2010	
1	NDC:63323-467-01	50 mL in 1 VIAL, MULTI-DOSE; Type 0: Not a Combination Product		

Marketing Information

Marketing Category	Application Number or Monograph Citation	Marketing Start Date	Marketing End Date
NDA	NDA018304	11/19/2010	

SENSORCAINE MPF

bupivacaine hydrochloride and epinephrine bitartrate injection, solution

Product Information

Product Type	HUMAN PRESCRIPTION DRUG	Item Code (Source)	NDC:63323-460
--------------	-------------------------	--------------------	---------------

Route of Administration	EPIDURAL, RETROBULBAR			
Active Ingredient/Active Moiety				
	Ingredient Name	Basis of Strength	Strength	
	BUPIVACAINE HYDROCHLORIDE (UNII: 7TQO7W3VT8) (BUPIVACAINE - UNII:Y8335394RO)	BUPIVACAINE HYDROCHLORIDE ANHYDROUS	7.5 mg in 1 mL	
	EPINEPHRINE BITARTRATE (UNII: 30Q7KI53AK) (EPINEPHRINE - UNII:YKH834O4BH)	EPINEPHRINE	0.005 mg in 1 mL	
Inactive Ingredients				
	Ingredient Name	Strength		
	CITRIC ACID MONOHYDRATE (UNII: 2968PHW8QP)	0.2 mg in 1 mL		
	SODIUM METABISULFITE (UNII: 4VON5FNS3C)	0.5 mg in 1 mL		
	SODIUM CHLORIDE (UNII: 451W47IQ8X)	8 mg in 1 mL		
	SODIUM HYDROXIDE (UNII: 55X04QC32I)			
	HYDROCHLORIC ACID (UNII: QTT17582CB)			
Packaging				
#	Item Code	Package Description	Marketing Start Date	Marketing End Date
1	NDC:63323-460-37	25 in 1 TRAY	11/19/2010	
1	NDC:63323-460-01	30 mL in 1 VIAL, SINGLE-DOSE; Type 0: Not a Combination Product		
Marketing Information				
Marketing Category	Application Number or Monograph Citation	Marketing Start Date	Marketing End Date	
NDA	NDA018304	11/19/2010		

SENSORCAINE MPF			
bupivacaine hydrochloride injection, solution			
Product Information			
Product Type	HUMAN PRESCRIPTION DRUG	Item Code (Source)	NDC:63323-464
Route of Administration	INFILTRATION, EPIDURAL, INTRACAUDAL, PERINEURAL		
Active Ingredient/Active Moiety			
	Ingredient Name	Basis of Strength	Strength
	BUPIVACAINE HYDROCHLORIDE (UNII: 7TQO7W3VT8) (BUPIVACAINE - UNII:Y8335394RO)	BUPIVACAINE HYDROCHLORIDE ANHYDROUS	2.5 mg in 1 mL

Inactive Ingredients

Ingredient Name	Strength
SODIUM CHLORIDE (UNII: 451W47IQ8X)	8 mg in 1 mL
SODIUM HYDROXIDE (UNII: 55X04QC32I)	
HYDROCHLORIC ACID (UNII: QTT17582CB)	

Packaging

#	Item Code	Package Description	Marketing Start Date	Marketing End Date
1	NDC:63323-464-37	25 in 1 TRAY	11/19/2010	
1	NDC:63323-464-02	30 mL in 1 VIAL, SINGLE-DOSE; Type 0: Not a Combination Product		
2	NDC:63323-464-31	5 in 1 BOX	11/19/2010	
2	NDC:63323-464-03	30 mL in 1 VIAL, SINGLE-DOSE; Type 0: Not a Combination Product		

Marketing Information

Marketing Category	Application Number or Monograph Citation	Marketing Start Date	Marketing End Date
NDA	NDA018304	11/19/2010	

SENSORCAINE MPF

bupivacaine hydrochloride injection, solution

Product Information

Product Type	HUMAN PRESCRIPTION DRUG	Item Code (Source)	NDC:63323-466
Route of Administration	EPIDURAL, INTRACAUDAL, PERINEURAL		

Active Ingredient/Active Moiety

Ingredient Name	Basis of Strength	Strength
BUPIVACAINE HYDROCHLORIDE (UNII: 7TQO7W3VT8) (BUPIVACAINE - UNII:Y8335394RO)	BUPIVACAINE HYDROCHLORIDE ANHYDROUS	5 mg in 1 mL

Inactive Ingredients

Ingredient Name	Strength
SODIUM CHLORIDE (UNII: 451W47IQ8X)	8 mg in 1 mL
SODIUM HYDROXIDE (UNII: 55X04QC32I)	
HYDROCHLORIC ACID (UNII: QTT17582CB)	

Packaging

#	Item Code	Package Description	Marketing Start Date	Marketing End Date
1	NDC:63323-466-37	25 in 1 TRAY	11/19/2010	
1	NDC:63323-466-01	30 mL in 1 VIAL, SINGLE-DOSE; Type 0: Not a Combination Product		
2	NDC:63323-466-31	5 in 1 BOX	11/19/2010	
2	NDC:63323-466-02	30 mL in 1 VIAL, SINGLE-DOSE; Type 0: Not a Combination Product		

Marketing Information

Marketing Category	Application Number or Monograph Citation	Marketing Start Date	Marketing End Date
NDA	NDA018304	11/19/2010	

SENSORCAINE MPF

bupivacaine hydrochloride and epinephrine bitartrate injection, solution

Product Information

Product Type	HUMAN PRESCRIPTION DRUG	Item Code (Source)	NDC:63323-462
Route of Administration	EPIDURAL, INTRACAUDAL, PERINEURAL		

Active Ingredient/Active Moiety

Ingredient Name	Basis of Strength	Strength
BUPIVACAINE HYDROCHLORIDE (UNII: 7TQO7W3VT8) (BUPIVACAINE - UNII:Y8335394RO)	BUPIVACAINE HYDROCHLORIDE ANHYDROUS	5 mg in 1 mL
EPINEPHRINE BITARTRATE (UNII: 30Q7KI53AK) (EPINEPHRINE - UNII:YKH834O4BH)	EPINEPHRINE	0.005 mg in 1 mL

Inactive Ingredients

Ingredient Name	Strength
CITRIC ACID MONOHYDRATE (UNII: 2968PHW8QP)	0.2 mg in 1 mL
SODIUM METABISULFITE (UNII: 4VON5FNS3C)	0.5 mg in 1 mL
SODIUM CHLORIDE (UNII: 451W47IQ8X)	8 mg in 1 mL
SODIUM HYDROXIDE (UNII: 55X04QC32I)	
HYDROCHLORIC ACID (UNII: QTT17582CB)	

Packaging

#	Item Code	Package Description	Marketing Start Date	Marketing End Date
1	NDC:63323-462-17	25 in 1 TRAY	11/19/2010	
1	NDC:63323-462-	10 mL in 1 VIAL, SINGLE-DOSE; Type 0: Not a Combination		

1	04	Product		
2	NDC:63323-462-37	25 in 1 TRAY	11/19/2010	
2	NDC:63323-462-01	30 mL in 1 VIAL, SINGLE-DOSE; Type 0: Not a Combination Product		
3	NDC:63323-462-31	5 in 1 BOX	11/19/2010	
3	NDC:63323-462-02	30 mL in 1 VIAL, SINGLE-DOSE; Type 0: Not a Combination Product		

Marketing Information

Marketing Category	Application Number or Monograph Citation	Marketing Start Date	Marketing End Date
NDA	NDA018304	11/19/2010	

Labeler - Fresenius Kabi USA, LLC (608775388)

Establishment

Name	Address	ID/FEI	Business Operations
Fresenius Kabi USA, LLC		023648251	manufacture(63323-460, 63323-462, 63323-464, 63323-465, 63323-466, 63323-467)

Revised: 7/2019

Fresenius Kabi USA, LLC