

DISOPYRAMIDE PHOSPHATE- disopyramide phosphate capsule Carilion Materials Management

DISOPYRAMIDE PHOSPHATE CAPSULES, USP

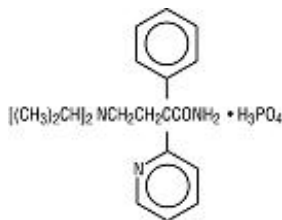
3127

3129

Rx only

DESCRIPTION

Disopyramide Phosphate is an antiarrhythmic drug available for oral administration in capsules containing 100 mg or 150 mg of disopyramide base, present as the phosphate. The base content of the phosphate salt is 77.6%. The structural formula of Disopyramide Phosphate is:



$C_{21}H_{29}N_3O \cdot H_3PO_4$ M.W. 437.47

α -[2-(diisopropylamino) ethyl]- α -phenyl-2-pyridineacetamide phosphate

Disopyramide Phosphate is freely soluble in water, and the free base (pKa 10.4) has an aqueous solubility of 1 mg/mL. The chloroform:water partition coefficient of the base is 3.1 at pH 7.2.

Disopyramide Phosphate is a racemic mixture of *d*- and *l*-isomers. This drug is not chemically related to other antiarrhythmic drugs.

Inactive Ingredients:*Capsules:* Lactose Monohydrate, Magnesium Stearate and Sodium Starch Glycolate.

Capsule Print and Shell Constituents: Black Iron Oxide, D&C Red #28, D&C Red #33, D&C Yellow #10, D&C Yellow #10 Aluminum Lake, FD&C Blue #1, FD&C Blue #1 Aluminum Lake, FD&C Blue #2 Aluminum Lake, FD&C Red #40 Aluminum Lake, Gelatin, Propylene Glycol, Shellac, Sodium Lauryl Sulfate, Sorbitan Monolaurate and Titanium Dioxide.

CLINICAL PHARMACOLOGY

Mechanisms of Action

Disopyramide Phosphate is a Type 1 antiarrhythmic drug (i.e., similar to procainamide and quinidine). *In animal studies*, Disopyramide Phosphate decreases the rate of diastolic depolarization (phase 4) in cells with augmented automaticity, decreases the upstroke velocity (phase 0) and increases the action potential duration of normal cardiac cells, decreases the disparity in refractoriness between infarcted and adjacent normally perfused myocardium, and has no effect on alpha- or beta-adrenergic receptors.

Electrophysiology

In man, Disopyramide Phosphate at therapeutic plasma levels shortens the sinus node recovery time, lengthens the effective refractory period of the atrium, and has a minimal effect on the effective refractory period of the AV node. Little effect has been shown on AV-nodal and His-Purkinje conduction times or QRS duration. However, prolongation of conduction in accessory pathways

occurs.

Hemodynamics

At recommended oral doses, Disopyramide Phosphate rarely produces significant alterations of blood pressure in patients without congestive heart failure (see **WARNINGS**). With intravenous Disopyramide Phosphate, either increases in systolic/diastolic or decreases in systolic blood pressure have been reported, depending on the infusion rate and the patient population. Intravenous Disopyramide Phosphate may cause cardiac depression with an approximate mean 10% reduction of cardiac output, which is more pronounced in patients with cardiac dysfunction.

Anticholinergic Activity

The *in vitro* anticholinergic activity of Disopyramide Phosphate is approximately 0.06% that of atropine; however, the usual dose for Disopyramide Phosphate is 150 mg every 6 hours compared to 0.4 to 0.6 mg for atropine (see **WARNINGS** and **ADVERSE REACTIONS** for anticholinergic side effects).

Pharmacokinetics

Following oral administration of Disopyramide Phosphate, disopyramide phosphate is rapidly and almost completely absorbed, and peak plasma levels are usually attained within 2 hours. The usual therapeutic plasma levels of disopyramide base are 2 to 4 mcg/mL, and at these concentrations protein binding varies from 50% to 65%. Because of concentration-dependent protein binding, it is difficult to predict the concentration of the free drug when total drug is measured.

The mean plasma half-life of disopyramide in healthy humans is 6.7 hours (range of 4 to 10 hours). In six patients with impaired renal function (creatinine clearance less than 40 mL/min), disopyramide half-life values were 8 to 18 hours.

After the oral administration of 200 mg of disopyramide to 10 cardiac patients with borderline to moderate heart failure, the time to peak serum concentration of 2.3 ± 1.5 hours (mean \pm SD) was increased, and the mean peak serum concentration of 4.8 ± 1.6 mcg/mL was higher than in healthy volunteers. After intravenous administration in these same patients, the mean elimination half-life was 9.7 ± 4.2 hours (range in healthy volunteers of 4.4 to 7.8 hours). In a second study of the oral administration of disopyramide to 7 patients with heart disease, including left ventricular dysfunction, the mean plasma half-life was slightly prolonged to 7.8 ± 1.9 hours (range of 5 to 9.5 hours).

In healthy men, about 50% of a given dose of disopyramide is excreted in the urine as the unchanged drug, about 20% as the mono-N-dealkylated metabolite, and 10% as the other metabolites. The plasma concentration of the major metabolite is approximately one tenth that of disopyramide. Altering the urinary pH in man does not affect the plasma half-life of disopyramide.

Drug Interactions

Effects of other drugs on disopyramide pharmacokinetics: *In vitro* metabolic studies indicated that disopyramide is metabolized by cytochrome P450 3A4 and that inhibitors of this enzyme may result in elevation of plasma levels of disopyramide. Although specific drug interaction studies have not been done, cases of life-threatening interactions have been reported for disopyramide when given with clarithromycin and erythromycin.

INDICATIONS AND USAGE

Disopyramide Phosphate is indicated for the treatment of documented ventricular arrhythmias such as sustained ventricular tachycardia, that, in the judgment of the physician, are life-threatening. Because of the proarrhythmic effects of Disopyramide Phosphate, its use with lesser arrhythmias is generally not recommended. Treatment of patients with asymptomatic ventricular premature contractions should be avoided.

Initiation of Disopyramide Phosphate treatment, as with other antiarrhythmic agents used to treat life-threatening arrhythmias, should be carried out in the hospital.

Antiarrhythmic drugs have not been shown to enhance survival in patients with ventricular arrhythmias.

CONTRAINDICATIONS

Disopyramide Phosphate is contraindicated in the presence of cardiogenic shock, preexisting second- or third-degree AV block (if no pacemaker is present), congenital Q-T prolongation, or known hypersensitivity to the drug.

WARNINGS

Mortality

In the National Heart, Lung and Blood Institute's Cardiac Arrhythmia Suppression Trial (CAST), a long-term, multi-center, randomized, double-blind study in patients with asymptomatic non-life-threatening ventricular arrhythmias who had had a myocardial infarction more than 6 days but less than 2 years previously, an excessive mortality or non-fatal cardiac arrest rate (7.7%) was seen in patients treated with encainide or flecainide compared with that seen in patients assigned to carefully matched placebo-treated groups (3.0%). The average duration of treatment with encainide or flecainide in this study was 10 months.

The applicability of the CAST results to other populations (e.g., those without recent myocardial infarction) is uncertain. Considering the known proarrhythmic properties of Disopyramide Phosphate and the lack of evidence of improved survival for any antiarrhythmic drug in patients without life-threatening arrhythmias, the use of Disopyramide Phosphate as well as other antiarrhythmic agents should be reserved for patients with life-threatening ventricular arrhythmias.

Negative Inotropic Properties

Heart Failure/Hypotension

Disopyramide Phosphate may cause or worsen congestive heart failure or produce severe hypotension as a consequence of its negative inotropic properties. Hypotension has been observed primarily in patients with primary cardiomyopathy or inadequately compensated congestive heart failure. Disopyramide Phosphate should not be used in patients with uncompensated or marginally compensated congestive heart failure or hypotension unless the congestive heart failure or hypotension is secondary to cardiac arrhythmia. Patients with a history of heart failure may be treated with Disopyramide Phosphate, but careful attention must be given to the maintenance of cardiac function, including optimal digitalization. If hypotension occurs or congestive heart failure worsens, Disopyramide Phosphate should be discontinued and, if necessary, restarted at a lower dosage only after adequate cardiac compensation has been established.

QRS Widening

Although it is unusual, significant widening (greater than 25%) of the QRS complex may occur during Disopyramide Phosphate administration; in such cases Disopyramide Phosphate should be discontinued.

Q-T Prolongation

As with other Type 1 antiarrhythmic drugs, prolongation of the Q-T interval (corrected) and worsening of the arrhythmia, including ventricular tachycardia and ventricular fibrillation, may occur. Patients who have evidenced prolongation of the Q-T interval in response to quinidine may be at particular risk. As with other Type 1A antiarrhythmics, disopyramide phosphate has been

associated with torsade de pointes.

If a Q-T prolongation of greater than 25% is observed and if ectopy continues, the patient should be monitored closely, and consideration given to discontinuing Disopyramide Phosphate.

Hypoglycemia

In rare instances significant lowering of blood-glucose values has been reported during Disopyramide Phosphate administration. The physician should be alert to this possibility, especially in patients with congestive heart failure, chronic malnutrition, hepatic, renal or other diseases, or drugs (e.g., beta-adrenoceptor blockers, alcohol) which could compromise preservation of the normal glucoregulatory mechanisms in the absence of food. In these patients, the blood-glucose levels should be carefully followed.

Concomitant Antiarrhythmic Therapy

The concomitant use of Disopyramide Phosphate with other Type 1A antiarrhythmic agents (such as quinidine or procainamide), Type 1C antiarrhythmics (such as encainide, flecainide or propafenone), and/or propranolol should be reserved for patients with life-threatening arrhythmias who are demonstrably unresponsive to single-agent antiarrhythmic therapy. Such use may produce serious negative inotropic effects, or may excessively prolong conduction. This should be considered particularly in patients with any degree of cardiac decompensation or those with a prior history thereof. Patients receiving more than one antiarrhythmic drug must be carefully monitored.

Heart Block

If first-degree heart block develops in a patient receiving Disopyramide Phosphate, the dosage should be reduced. If the block persists despite reduction of dosage, continuation of the drug must depend upon weighing the benefit being obtained against the risk of higher degrees of heart block. Development of second- or third-degree AV block or unifascicular, bifascicular, or trifascicular block requires discontinuation of Disopyramide Phosphate therapy, unless the ventricular rate is adequately controlled by a temporary or implanted ventricular pacemaker.

Anticholinergic Activity

Because of its anticholinergic activity, disopyramide phosphate should not be used in patients with glaucoma, myasthenia gravis or urinary retention unless adequate overriding measures are taken; these consist of the topical application of potent miotics (e.g., pilocarpine) for patients with glaucoma, and catheter drainage or operative relief for patients with urinary retention. Urinary retention may occur in patients of either sex as a consequence of Disopyramide Phosphate administration, but males with benign prostatic hypertrophy are at particular risk. In patients with a family history of glaucoma, intraocular pressure should be measured before initiating Disopyramide Phosphate therapy. Disopyramide phosphate should be used with special care in patients with myasthenia gravis since its anticholinergic properties could precipitate a myasthenic crisis in such patients.

PRECAUTIONS

General

Atrial Tachyarrhythmias

Patients with atrial flutter or fibrillation should be digitalized prior to Disopyramide Phosphate administration to ensure that drug-induced enhancement of AV conduction does not result in an increase of ventricular rate beyond physiologically acceptable limits.

Conduction Abnormalities

Care should be taken when prescribing Disopyramide Phosphate for patients with sick sinus syndrome (bradycardia-tachycardia syndrome), Wolff-Parkinson-White syndrome (WPW), or bundle branch block. The effect of disopyramide phosphate in these conditions is uncertain at present.

Cardiomyopathy

Patients with myocarditis or other cardiomyopathy may develop significant hypotension in response to the usual dosage of disopyramide phosphate, probably due to cardiodepressant mechanisms. Therefore, a loading dose of Disopyramide Phosphate should not be given to such patients, and initial dosage and subsequent dosage adjustments should be made under close supervision (see **DOSAGE AND ADMINISTRATION**).

Renal Impairment

More than 50% of disopyramide is excreted in the urine unchanged. Therefore Disopyramide Phosphate dosage should be reduced in patients with impaired renal function (see **DOSAGE AND ADMINISTRATION**). The electrocardiogram should be carefully monitored for prolongation of PR interval, evidence of QRS widening, or other signs of overdosage (see **OVERDOSAGE**).

Hepatic Impairment

Hepatic impairment also causes an increase in the plasma half-life of disopyramide. Dosage should be reduced for patients with such impairment. The electrocardiogram should be carefully monitored for signs of overdosage (see **OVERDOSAGE**).

Patients with cardiac dysfunction have a higher potential for hepatic impairment; this should be considered when administering Disopyramide Phosphate.

Potassium Imbalance

Antiarrhythmic drugs may be ineffective in patients with hypokalemia, and their toxic effects may be enhanced in patients with hyperkalemia. Therefore, potassium abnormalities should be corrected before starting Disopyramide Phosphate therapy.

Drug Interactions

If phenytoin or other hepatic enzyme inducers are taken concurrently with Disopyramide Phosphate, lower plasma levels of disopyramide may occur. Monitoring of disopyramide plasma levels is recommended in such concurrent use to avoid ineffective therapy. Other antiarrhythmic drugs (e.g., quinidine, procainamide, lidocaine, propranolol) have occasionally been used concurrently with Disopyramide Phosphate. Excessive widening of the QRS complex and/or prolongation of the Q-T interval may occur in these situations (see **WARNINGS**). In healthy subjects, no significant drug-drug interaction was observed when Disopyramide Phosphate was coadministered with either propranolol or diazepam. Concomitant administration of Disopyramide Phosphate and quinidine resulted in slight increases in plasma disopyramide levels and slight decreases in plasma quinidine levels. Disopyramide Phosphate does not increase serum digoxin levels.

Until data on possible interactions between verapamil and disopyramide phosphate are obtained, disopyramide should not be administered within 48 hours before or 24 hours after verapamil administration.

Although potent inhibitors of cytochrome P450 3A4 (e.g., ketoconazole) have not been studied clinically, *in vitro* studies have shown that erythromycin and oleandomycin inhibit the metabolism of disopyramide. Cases of life-threatening interactions have been reported for disopyramide when given with clarithromycin and erythromycin indicating that coadministration of disopyramide with inhibitors of cytochrome P450 3A4 could result in potentially fatal interaction.

Carcinogenesis, Mutagenesis, Impairment of Fertility

Eighteen months of Disopyramide Phosphate administration to rats, at oral doses up to 400 mg/kg/day (about 30 times the usual daily human dose of 600 mg/day, assuming a patient weight of at least 50 kg), revealed no evidence of carcinogenic potential. An evaluation of mutagenic potential by Ames test was negative. Disopyramide Phosphate, at doses up to 250 mg/kg/day, did not adversely affect fertility of

rats.

Pregnancy

Teratogenic Effects

Pregnancy Category C.

Disopyramide Phosphate was associated with decreased numbers of implantation sites and decreased growth and survival of pups when administered to pregnant rats at 250 mg/kg/day (20 or more times the usual daily human dose of 12 mg/kg, assuming a patient weight of at least 50 kg), a level at which weight gain and food consumption of dams were also reduced. Increased resorption rates were reported in rabbits at 60 mg/kg/day (5 or more times the usual daily human dose). Effects on implantation, pup growth, and survival were not evaluated in rabbits. There are no adequate and well-controlled studies in pregnant women. Disopyramide Phosphate should be used during pregnancy only if the potential benefit justifies the potential risk to the fetus.

Nonteratogenic Effects

Disopyramide Phosphate has been reported to stimulate contractions of the pregnant uterus.

Disopyramide has been found in human fetal blood.

Labor and Delivery

It is not known whether the use of Disopyramide Phosphate during labor or delivery has immediate or delayed adverse effects on the fetus, or whether it prolongs the duration of labor or increases the need for forceps delivery or other obstetric intervention.

Nursing Mothers

Studies in rats have shown that the concentration of disopyramide and its metabolites is between one and three times greater in milk than it is in plasma. Following oral administration, disopyramide has been detected in human milk at a concentration not exceeding that in plasma. Because of the potential for serious adverse reactions in nursing infants from Disopyramide Phosphate, a decision should be made whether to discontinue nursing or to discontinue the drug, taking into account the importance of the drug to the mother.

Pediatric Use

Safety and effectiveness in pediatric patients have not been established (see **DOSAGE AND ADMINISTRATION**).

Geriatric Use

Clinical studies of disopyramide phosphate did not include sufficient numbers of subjects aged 65 and over to determine whether they respond differently from younger subjects. Other reported clinical experience has not identified differences in responses between the elderly and younger patients. In general, dose selection for an elderly patient should be cautious, usually starting at the low end of the dosing range, reflecting the greater frequency of decreased hepatic, renal, or cardiac function, and of concomitant disease or other drug therapy.

Because of its anticholinergic activity, disopyramide phosphate should not be used in patients with glaucoma, urinary retention, or benign prostatic hypertrophy (medical conditions commonly associated with the elderly) unless adequate overriding measures are taken (see **WARNINGS: Anticholinergic Activity**). In the event of increased anticholinergic side effects, plasma levels of disopyramide should be monitored and the dose of the drug adjusted accordingly. A reduction of the dose by one third, from the recommended 600 mg/day to 400 mg/day, would be reasonable, without changing the dosing interval. This drug is known to be substantially excreted by the kidney, and the risk of toxic reactions to this drug may be greater in patients with impaired renal function. Because elderly patients are more

likely to have decreased renal function, care should be taken in dose selection, and it may be useful to monitor renal function (see **PRECAUTIONS: Renal Impairment** and **DOSAGE AND ADMINISTRATION**).

ADVERSE REACTIONS

The adverse reactions which were reported in Disopyramide Phosphate clinical trials encompass observations in 1,500 patients, including 90 patients studied for at least 4 years. The most serious adverse reactions are hypotension and congestive heart failure. The most common adverse reactions, which are dose dependent, are associated with the anticholinergic properties of the drug. These may be transitory, but may be persistent or can be severe. Urinary retention is the most serious anticholinergic effect.

The following reactions were reported in 10% to 40% of patients:

Anticholinergic: dry mouth (32%), urinary hesitancy (14%), constipation (11%)

The following reactions were reported in 3% to 9% of patients:

Anticholinergic: blurred vision, dry nose/eyes/throat

Genitourinary: urinary retention, urinary frequency and urgency

Gastrointestinal: nausea, pain/bloating/gas

General: dizziness, general fatigue/muscle weakness, headache, malaise, aches/pains

The following reactions were reported in 1% to 3% of patients:

Genitourinary: impotence

Cardiovascular: hypotension with or without congestive heart failure, increased congestive heart failure (see **WARNINGS**), cardiac conduction disturbances (see **WARNINGS**), edema/weight gain, shortness of breath, syncope, chest pain

Gastrointestinal: anorexia, diarrhea, vomiting

Dermatologic: generalized rash/dermatoses, itching

Central nervous system: nervousness

Other: hypokalemia, elevated cholesterol/triglycerides

The following reactions were reported in less than 1%:

Depression, insomnia, dysuria, numbness/tingling, elevated liver enzymes, AV block, elevated BUN, elevated creatinine, decreased hemoglobin/hematocrit

Hypoglycemia has been reported in association with Disopyramide Phosphate administration (see **WARNINGS**).

Infrequent occurrences of reversible cholestatic jaundice, fever, and respiratory difficulty have been reported in association with disopyramide therapy, as have rare instances of thrombocytopenia, reversible agranulocytosis, and gynecomastia. Some cases of LE (lupus erythematosus) symptoms have been reported; most cases occurred in patients who had been switched to disopyramide from procainamide following the development of LE symptoms. Rarely, acute psychosis has been reported following Disopyramide Phosphate therapy, with prompt return to normal mental status when therapy was stopped. The physician should be aware of these possible reactions and should discontinue Disopyramide Phosphate therapy promptly if they occur.

OVERDOSAGE

Symptoms

Deliberate or accidental overdosage of oral disopyramide may be followed by apnea, loss of consciousness, cardiac arrhythmias, and loss of spontaneous respiration. Death has occurred following overdosage.

Toxic plasma levels of disopyramide produce excessive widening of the QRS complex and Q-T interval, worsening of congestive heart failure, hypotension, varying kinds and degrees of conduction disturbance, bradycardia, and finally asystole. Obvious anticholinergic effects are also observed.

The approximate oral LD₅₀ of disopyramide phosphate is 580 and 700 mg/kg for rats and mice, respectively.

Treatment

Experience indicates that prompt and vigorous treatment of overdosage is necessary, even in the absence of symptoms. Such treatment may be life-saving. No specific antidote for disopyramide phosphate has been identified. Treatment should be symptomatic and may include induction of emesis or gastric lavage, administration of a cathartic followed by activated charcoal by mouth or stomach tube, intravenous administration of isoproterenol and dopamine, insertion of an intra-aortic balloon for counterpulsation, and mechanically assisted ventilation. Hemodialysis or, preferably, hemoperfusion with charcoal may be employed to lower serum concentration of the drug.

The electrocardiogram should be monitored, and supportive therapy with cardiac glycosides and diuretics should be given as required.

If progressive AV block should develop, endocardial pacing should be implemented. In case of any impaired renal function, measures to increase the glomerular filtration rate may reduce the toxicity (disopyramide is excreted primarily by the kidney).

The anticholinergic effects can be reversed with neostigmine at the discretion of the physician.

Altering the urinary pH in humans does not affect the plasma half-life or the amount of disopyramide excreted in the urine.

DOSAGE AND ADMINISTRATION

The dosage of Disopyramide Phosphate must be individualized for each patient on the basis of response and tolerance. The usual adult dosage of Disopyramide Phosphate is 400 to 800 mg per day given in divided doses. The recommended dosage for most adults is 600 mg/day given in divided doses (150 mg every 6 hours). For patients whose body weight is less than 110 pounds (50 kg), the recommended dosage is 400 mg/day given in divided doses (100 mg every 6 hours). In the event of increased anticholinergic side effects, plasma levels of disopyramide should be monitored and the dose of the drug adjusted accordingly. A reduction of the dose by one third, from the recommended 600 mg/day to 400 mg/day, would be reasonable, without changing the dosing interval.

For patients with cardiomyopathy or possible cardiac decompensation, a loading dose, as discussed below, should not be given, and initial dosage should be limited to 100 mg every 6 to 8 hours. Subsequent dosage adjustments should be made gradually, with close monitoring for the possible development of hypotension and/or congestive heart failure (see **WARNINGS**).

For patients with moderate renal insufficiency (creatinine clearance greater than 40 mL/min) or hepatic insufficiency, the recommended dosage is 400 mg/day given in divided doses (100 mg every 6 hours).

For patients with severe renal insufficiency (C_{cr} 40 mL/min or less), the recommended dosage regimen is 100 mg at intervals shown in the table below, with or without an initial loading dose of 150 mg.

DISOPYRAMIDE PHOSPHATE DOSAGE INTERVAL FOR PATIENTS WITH RENAL INSUFFICIENCY

Creatinine clearance (mL/min)	40 to 30	30 to 15	less than 15
-------------------------------	----------	----------	--------------

Approximate maintenance – dosing interval	q 8 hr	q 12 hr	q 24 hr
---	--------	---------	---------

For patients in whom rapid control of ventricular arrhythmia is essential, an initial loading dose of 300 mg of Disopyramide Phosphate (200 mg for patients whose body weight is less than 110 pounds) is recommended, followed by the appropriate maintenance dosage. Therapeutic effects are usually attained 30 minutes to 3 hours after administration of a 300 mg loading dose. If there is no response or evidence of toxicity within 6 hours of the loading dose, 200 mg of Disopyramide Phosphate every 6 hours may be prescribed instead of the usual 150 mg. If there is no response to this dosage within 48 hours, either Disopyramide Phosphate should then be discontinued or the physician should consider hospitalizing the patient for careful monitoring while subsequent Disopyramide Phosphate doses of 250 mg or 300 mg every 6 hours are given. A limited number of patients with severe refractory ventricular tachycardia have tolerated daily doses of Disopyramide Phosphate up to 1600 mg per day (400 mg every 6 hours), resulting in disopyramide plasma levels up to 9 mcg/mL. If such treatment is warranted, it is essential that patients be hospitalized for close evaluation and continuous monitoring.

Transferring to Disopyramide Phosphate

The following dosage schedule based on theoretical considerations rather than experimental data is suggested for transferring patients with normal renal function from either quinidine sulfate or procainamide therapy (Type 1 antiarrhythmic agents) to Disopyramide Phosphate therapy:

Disopyramide Phosphate should be started using the regular maintenance schedule **without a loading dose** 6 to 12 hours after the last dose of quinidine sulfate or 3 to 6 hours after the last dose of procainamide.

In patients in whom withdrawal of quinidine sulfate or procainamide is likely to produce life-threatening arrhythmias, the physician should consider hospitalization of the patient.

Pediatric Dosage

Controlled clinical studies have not been conducted in pediatric patients; however, the following suggested dosage table is based on published clinical experience.

Total daily dosage should be divided and equal doses administered orally every 6 hours or at intervals according to individual patient needs. Disopyramide plasma levels and therapeutic response must be monitored closely. Patients should be hospitalized during the initial treatment period, and dose titration should start at the lower end of the ranges provided below.

SUGGESTED TOTAL DAILY DOSAGE*

Age (years)	Disopyramide (mg/kg body weight/day)
Under 1	10 to 30
1 to 4	10 to 20
4 to 12	10 to 15
12 to 18	6 to 15

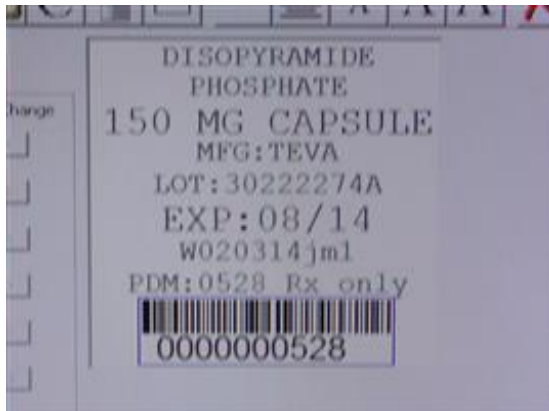
* Dosage is expressed in milligrams of disopyramide base. Since disopyramide phosphate 100 mg capsules contain 100 mg of disopyramide base, the pharmacist can readily prepare a 1 mg/mL to 10 mg/mL liquid suspension by adding the entire contents of disopyramide capsules to cherry syrup. (Prepare cherry syrup as follows: cherry juice, 475 mL; sucrose 800 g; alcohol 20 mL; purified water, a sufficient quantity to make 1000 mL.) The resulting suspension, when refrigerated, is stable for one month and should be thoroughly shaken before the measurement of each dose. The suspension should be dispensed in an amber glass bottle with a child-resistant closure.

HOW SUPPLIED

Product: 68151-0528

NDC: 68151-0528-0 1 CAPSULE in a PACKAGE

Disopyramide Phosphate 150 MG CAP



DISOPYRAMIDE PHOSPHATE

disopyramide phosphate capsule

Product Information

Product Type	HUMAN PRESCRIPTION DRUG	Item Code (Source)	NDC:68151-0528(NDC:0093-3129)
Route of Administration	ORAL		

Active Ingredient/Active Moiety

Ingredient Name	Basis of Strength	Strength
DISOPYRAMIDE PHOSPHATE (UNII: N6BOM1935W) (DISOPYRAMIDE - UNII:GFO928U8MQ)	DISOPYRAMIDE	150 mg

Inactive Ingredients

Ingredient Name	Strength
LACTOSE MONOHYDRATE (UNII: EWQ57Q8I5X)	
MAGNESIUM STEARATE (UNII: 70097M6I30)	
SODIUM STARCH GLYCOLATE TYPE A POTATO (UNII: 5856J3G2A2)	
FERROSFERRIC OXIDE (UNII: XM0M87F357)	
D&C RED NO. 28 (UNII: 767IP0Y5NH)	
D&C RED NO. 33 (UNII: 9DBA0SBB0L)	
D&C YELLOW NO. 10 (UNII: 35SW5USQ3G)	
ALUMINUM OXIDE (UNII: LM26O6933)	
FD&C BLUE NO. 1 (UNII: H3R47K3TBD)	
FD&C BLUE NO. 2 (UNII: L06K8R7DQK)	
FD&C RED NO. 40 (UNII: WZB9127XOA)	
GELATIN, UNSPECIFIED (UNII: 2G86QN327L)	
PROPYLENE GLYCOL (UNII: 6DC9Q167V3)	
SHELLAC (UNII: 46N107B71O)	
SODIUM LAURYL SULFATE (UNII: 368GB5141J)	
SORBITAN MONOLAUATE (UNII: 6W9PS8B71J)	

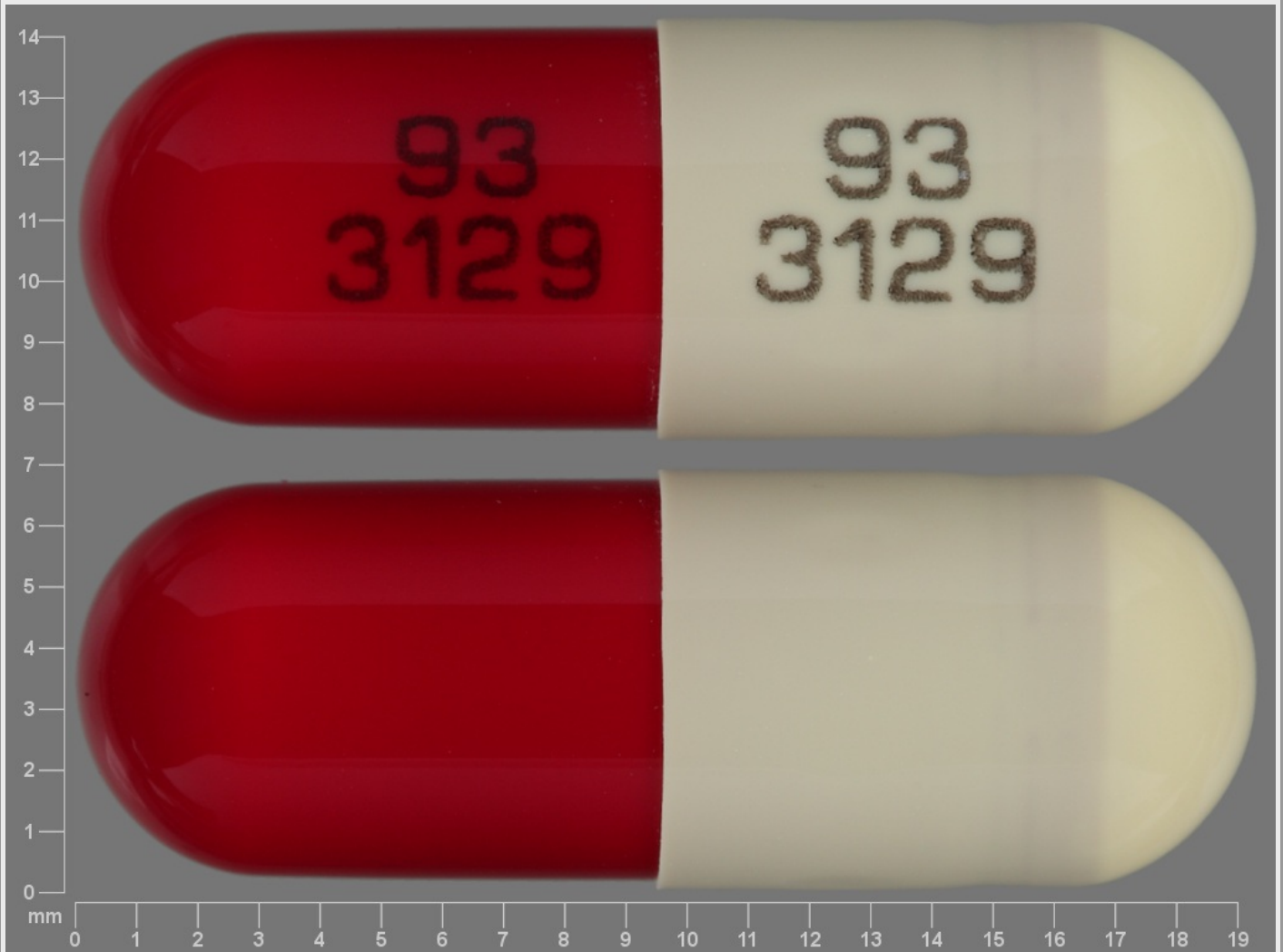
TITANIUM DIOXIDE (UNII: 15FIX9V2JP)

Product Characteristics

Color	BROWN (buff) , RED (scarlet)	Score	no score
Shape	CAPSULE	Size	19mm
Flavor		Imprint Code	93;3129;93;3129
Contains			

Packaging

#	Item Code	Package Description	Marketing Start Date	Marketing End Date
1	NDC:68151-0528-0	1 in 1 PACKAGE; Type 0: Not a Combination Product	09/30/1990	



Marketing Information

Marketing Category	Application Number or Monograph Citation	Marketing Start Date	Marketing End Date
ANDA	ANDA070102	09/30/1990	

Labeler - Carilion Materials Management (079239644)

Establishment

Name	Address	ID/FEI	Business Operations
Carilion Materials Management		079239644	REPACK(68 151-0528)

Revised: 7/2017

Carilion Materials Management