

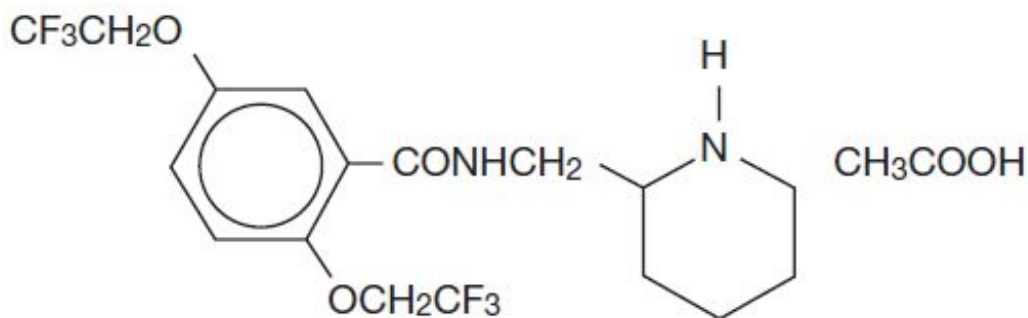
**FLECAINIDE ACETATE- flecainide acetate tablet**  
**Amneal Pharmaceuticals of New York LLC**

-----  
**Flecainide Acetate Tablets, USP**  
**(50 mg, 100 mg and 150 mg)**  
**Rx only**

**DESCRIPTION**

Flecainide acetate is an antiarrhythmic drug available in tablets of 50, 100, or 150 mg for oral administration.

Flecainide acetate is benzamide, N-(2-piperidinylmethyl)-2,5-bis(2,2,2-trifluoroethoxy)-, monoacetate. The structural formula is given below.



Molecular formula: C<sub>17</sub>H<sub>20</sub>F<sub>6</sub>N<sub>2</sub>O<sub>3</sub>•C<sub>2</sub>H<sub>4</sub>O<sub>2</sub>

Molecular weight: 474.40

Flecainide acetate, USP is a white crystalline substance with a pK<sub>a</sub> of 9.3. It has an aqueous solubility of 48.4 mg/mL at 37°C.

Flecainide acetate tablets, USP also contain the following inactive ingredients:  
croscarmellose sodium, microcrystalline cellulose and magnesium stearate.

**CLINICAL PHARMACOLOGY**

Flecainide has local anesthetic activity and belongs to the membrane stabilizing (Class 1) group of antiarrhythmic agents; it has electrophysiologic effects characteristic of the IC class of antiarrhythmics.

**Electrophysiology**

In man, flecainide produces a dose-related decrease in intracardiac conduction in all parts of the heart with the greatest effect on the His-Purkinje system (H-V conduction). Effects upon atrioventricular (AV) nodal conduction time and intra-atrial conduction times, although present, are less pronounced than those on ventricular conduction velocity. Significant effects on refractory periods were observed only in the ventricle. Sinus node recovery times (corrected) following pacing and spontaneous cycle lengths are somewhat increased. This latter effect may become significant in patients with sinus

node dysfunction (see **WARNINGS**).

Flecainide causes a dose-related and plasma-level related decrease in single and multiple PVCs and can suppress recurrence of ventricular tachycardia. In limited studies of patients with a history of ventricular tachycardia, flecainide has been successful 30% to 40% of the time in fully suppressing the inducibility of arrhythmias by programmed electrical stimulation. Based on PVC suppression, it appears that plasma levels of 0.2 to 1 mcg/mL may be needed to obtain the maximal therapeutic effect. It is more difficult to assess the dose needed to suppress serious arrhythmias, but trough plasma levels in patients successfully treated for recurrent ventricular tachycardia were between 0.2 and 1 mcg/mL. Plasma levels above 0.7 to 1 mcg/mL are associated with a higher rate of cardiac adverse experiences such as conduction defects or bradycardia. The relation of plasma levels to proarrhythmic events is not established, but dose reduction in clinical trials of patients with ventricular tachycardia appears to have led to a reduced frequency and severity of such events.

### **Hemodynamics**

Flecainide does not usually alter heart rate, although bradycardia and tachycardia have been reported occasionally.

In animals and isolated myocardium, a negative inotropic effect of flecainide has been demonstrated. Decreases in ejection fraction, consistent with a negative inotropic effect, have been observed after single administration of 200 to 250 mg of the drug in man; both increases and decreases in ejection fraction have been encountered during multidose therapy in patients at usual therapeutic doses (see **WARNINGS**).

### **Metabolism in Humans**

Following oral administration, the absorption of flecainide is nearly complete. Peak plasma levels are attained at about three hours in most individuals (range, 1 to 6 hours). Flecainide does not undergo any consequential presystemic biotransformation (first-pass effect). Food or antacid do not affect absorption. Milk, however, may inhibit absorption in infants. A reduction in flecainide dosage should be considered when milk is removed from the diet of infants.

The apparent plasma half-life averages about 20 hours and is quite variable (range, 12 to 27 hours) after multiple oral doses in patients with premature ventricular contractions (PVCs). With multiple dosing, plasma levels increase because of its long half-life with steady-state levels approached in 3 to 5 days; once at steady-state, no additional (or unexpected) accumulation of drug in plasma occurs during chronic therapy. Over the usual therapeutic range, data suggest that plasma levels in an individual are approximately proportional to dose, deviating upwards from linearity only slightly (about 10% to 15% per 100 mg on average).

In healthy subjects, about 30% of a single oral dose (range, 10% to 50%) is excreted in urine as unchanged drug. The two major urinary metabolites are meta-O-dealkylated flecainide (active, but about one-fifth as potent) and the meta-O-dealkylated lactam of flecainide (non-active metabolite). These two metabolites (primarily conjugated) account for most of the remaining portion of the dose. Several minor metabolites (3% of the dose or less) are also found in urine; only 5% of an oral dose is excreted in feces. In patients, free (unconjugated) plasma levels of the two major metabolites are very low (less than 0.05 mcg/mL).

*In vitro*, metabolic studies have confirmed that cytochrome P450IID6 is involved in the metabolism of flecainide.

When urinary pH is very alkaline (8 or higher), as may occur in rare conditions (e.g., renal tubular acidosis, strict vegetarian diet), flecainide elimination from plasma is much slower.

The elimination of flecainide from the body depends on renal function (i.e., 10% to 50% appears in urine as unchanged drug). With increasing renal impairment, the extent of unchanged drug excretion in urine is reduced and the plasma half-life of flecainide is prolonged. Since flecainide is also extensively metabolized, there is no simple relationship between creatinine clearance and the rate of flecainide elimination from plasma (see **DOSAGE AND ADMINISTRATION**).

In patients with NYHA class III congestive heart failure (CHF), the rate of flecainide elimination from plasma (mean half-life, 19 hours) is moderately slower than for healthy subjects (mean half-life, 14 hours), but similar to the rate for patients with PVCs without CHF. The extent of excretion of unchanged drug in urine is also similar (see **DOSAGE AND ADMINISTRATION**).

Under one year of age, current available data are limited but suggest that the half-life at birth may be as long as 29 hours, decreasing to 11 to 12 hours by three months of age and 6 hours by one year of age. The pharmacokinetics in hydroptic infants have not been studied, but case reports suggest prolonged elimination. In children aged 1 year to 12 years the half-life is approximately 8 hours. In adolescents (age 12 to 15) the plasma elimination half-life is approximately 11 to 12 hours. Since milk may inhibit absorption in infants, a reduction in flecainide dosage should be considered when milk is removed from the diet (e.g., gastroenteritis, weaning). Plasma trough flecainide levels should be monitored during major changes in dietary milk intake.

From age 20 to 80, plasma levels are only slightly higher with advancing age; flecainide elimination from plasma is somewhat slower in elderly subjects than in younger subjects.

Patients up to age 80+ have been safely treated with usual dosages.

The extent of flecainide binding to human plasma proteins is about 40% and is independent of plasma drug level over the range of 0.015 to about 3.4 mcg/mL. Thus, clinically significant drug interactions based on protein binding effects would not be expected.

Hemodialysis removes only about 1% of an oral dose as unchanged flecainide.

Small increases in plasma digoxin levels are seen during co-administration of flecainide with digoxin. Small increases in both flecainide and propranolol plasma levels are seen during co-administration of these two drugs (see **PRECAUTIONS, Drug Interactions**).

### **Clinical Trials**

In two randomized, crossover, placebo-controlled clinical trials of 16 weeks double-blind duration, 79% of patients with paroxysmal supraventricular tachycardia (PSVT) receiving flecainide were attack free, whereas 15% of patients receiving placebo remained attack free. The median time-before-recurrence of PSVT in patients receiving placebo was 11 to 12 days, whereas over 85% of patients receiving flecainide had no recurrence at 60 days.

In two randomized, crossover, placebo-controlled clinical trials of 16 weeks double-blind duration, 31% of patients with paroxysmal atrial fibrillation/flutter (PAF) receiving flecainide were attack free, whereas 8% receiving placebo remained attack free. The median time-before-recurrence of PAF in patients receiving placebo was about 2 to 3 days, whereas for those receiving flecainide the median time-before-recurrence was 15 days.

## INDICATIONS AND USAGE

In patients without structural heart disease, flecainide is indicated for the prevention of

- paroxysmal supraventricular tachycardias (PSVT), including atrioventricular nodal reentrant tachycardia, atrioventricular reentrant tachycardia and other supraventricular tachycardias of unspecified mechanism associated with disabling symptoms
- paroxysmal atrial fibrillation/flutter (PAF) associated with disabling symptoms.

Flecainide is also indicated for the prevention of

- documented ventricular arrhythmias, such as sustained ventricular tachycardia (sustained VT), that in the judgment of the physician, are life-threatening.

Use of flecainide for the treatment of sustained VT, like other antiarrhythmics, should be initiated in the hospital. The use of flecainide is not recommended in patients with less severe ventricular arrhythmias even if the patients are symptomatic.

Because of the proarrhythmic effects of flecainide, its use should be reserved for patients in whom, in the opinion of the physician, the benefits of treatment outweigh the risks.

Flecainide should not be used in patients with recent myocardial infarction (see **Boxed WARNINGS**).

Use of flecainide in chronic atrial fibrillation has not been adequately studied and is not recommended (see **Boxed WARNINGS**).

As is the case for other antiarrhythmic agents, there is no evidence from controlled trials that the use of flecainide favorably affects survival or the incidence of sudden death.

## CONTRAINDICATIONS

Flecainide is contraindicated in patients with preexisting second- or third degree AV block, or with right bundle branch block when associated with a left hemiblock (bifascicular block), unless a pacemaker is present to sustain the cardiac rhythm should complete heart block occur. Flecainide is also contraindicated in the presence of cardiogenic shock or known hypersensitivity to the drug.

## WARNINGS

### **Mortality**

**Flecainide was included in the National Heart Lung and Blood Institute's**

**Cardiac Arrhythmia Suppression Trial (CAST), a long-term, multi center, randomized, double-blind study in patients with asymptomatic non-life-threatening ventricular arrhythmias who had a myocardial infarction more than six days, but less than two years previously. An excessive mortality or non-fatal cardiac arrest rate was seen in patients treated with flecainide compared with that seen in a carefully matched placebo-treated group. This rate was 16/315 (5.1%) for flecainide and 7/309 (2.3%) for the matched placebo. The average duration of treatment with flecainide in this study was 10 months.**

**The applicability of the CAST results to other populations (e.g., those without recent myocardial infarction) is uncertain, but at present it is prudent to consider the risks of Class 1C agents (including flecainide), coupled with the lack of any evidence of improved survival, generally unacceptable in patients without life-threatening ventricular arrhythmias, even if the patients are experiencing unpleasant, but not life-threatening, symptoms or signs.**

#### **Ventricular Proarrhythmic Effects in Patients with Atrial Fibrillation/Flutter**

**A review of the world literature revealed reports of 568 patients treated with oral flecainide for paroxysmal atrial fibrillation/flutter (PAF). Ventricular tachycardia was experienced in 0.4% (2/568) of these patients. Of 19 patients in the literature with chronic atrial fibrillation (CAF), 10.5% (2) experienced VT or VF.**

#### **FLECAINIDE IS NOT RECOMMENDED FOR USE IN PATIENTS WITH CHRONIC ATRIAL FIBRILLATION**

**Case reports of ventricular proarrhythmic effects in patients treated with flecainide for atrial fibrillation/flutter have included increased PVCs, VT, ventricular fibrillation (VF) and death.**

**As with other Class 1 agents, patients treated with flecainide for atrial flutter have been reported with 1:1 atrioventricular conduction due to slowing the atrial rate. A paradoxical increase in the ventricular rate also may occur in patients with atrial fibrillation who receive flecainide. Concomitant negative chronotropic therapy such as digoxin or beta-blockers may lower the risk of this complication.**

#### **PROARRHYTHMIC EFFECTS**

**Flecainide, like other antiarrhythmic agents, can cause new or worsened supraventricular or ventricular arrhythmias. Ventricular proarrhythmic effects range from an increase in frequency of PVCs to the development of more severe ventricular tachycardia, e.g., tachycardia that is more sustained or more resistant to conversion to sinus rhythm, with potentially fatal consequences. In studies of ventricular arrhythmia patients treated with flecainide, three-fourths of proarrhythmic events were new or worsened ventricular tachyarrhythmias, the remainder being increased frequency of PVCs or new supraventricular arrhythmias. In patients treated with flecainide for sustained ventricular tachycardia, 80% (51/64) of proarrhythmic events occurred within 14 days of the onset of therapy. In studies of 225 patients with supraventricular arrhythmia (108 with paroxysmal supraventricular tachycardia and 117 with paroxysmal atrial fibrillation), there were 9 (4%) proarrhythmic events, 8 of them in patients with paroxysmal atrial fibrillation.**

Of the 9, 7 (including the one in a PSVT patient) were exacerbations of supraventricular arrhythmias (longer duration, more rapid rate, harder to reverse) while 2 were ventricular arrhythmias, including one fatal case of VT/VF and one wide complex VT (the patient showed inducible VT, however, after withdrawal of flecainide), both in patients with paroxysmal atrial fibrillation and known coronary artery disease.

It is uncertain if flecainide's risk of proarrhythmia is exaggerated in patients with chronic atrial fibrillation (CAF), high ventricular rate and/or exercise. Wide complex tachycardia and ventricular fibrillation have been reported in two of 12 CAF patients undergoing maximal exercise tolerance testing.

In patients with complex ventricular arrhythmias, it is often difficult to distinguish a spontaneous variation in the patient's underlying rhythm disorder from drug-induced worsening, so that the following occurrence rates must be considered approximations. Their frequency appears to be related to dose and to the underlying cardiac disease.

Among patients treated for sustained VT (who frequently also had CHF, a low ejection fraction, a history of myocardial infarction and/or an episode of cardiac arrest), the incidence of proarrhythmic events was 13% when dosage was initiated at 200 mg/day with slow upward titration, and did not exceed 300 mg/day in most patients. In early studies in patients with sustained VT utilizing a higher initial dose (400 mg/day) the incidence of proarrhythmic events was 26%; moreover, in about 10% of the patients treated proarrhythmic events resulted in death, despite prompt medical attention. With lower initial doses, the incidence of proarrhythmic events resulting in death decreased to 0.5% of these patients. Accordingly, it is extremely important to follow the recommended dosage schedule (see DOSAGE AND ADMINISTRATION).

The relatively high frequency of proarrhythmic events in patients with sustained VT and serious underlying heart disease, and the need for careful titration and monitoring, requires that therapy of patients with sustained VT be started in the hospital (see DOSAGE AND ADMINISTRATION).

## **HEART FAILURE**

Flecainide has a negative inotropic effect and may cause or worsen CHF, particularly in patients with cardiomyopathy, preexisting severe heart failure (NYHA functional class III or IV) or low ejection fractions (less than 30%). In patients with supraventricular arrhythmias new or worsened CHF developed in 0.4% (1/225) of patients. In patients with sustained ventricular tachycardia, during a mean duration of 7.9 months of flecainide therapy, 6.3% (20/317) developed new CHF. In patients with sustained ventricular tachycardia and a history of CHF, during a mean duration of 5.4 months of flecainide therapy, 25.7% (78/304) developed worsened CHF. Exacerbation of preexisting CHF occurred more commonly in studies which included patients with class III or IV failure than in studies which excluded such patients. Flecainide should be used cautiously in patients who are known to have a history of CHF or myocardial dysfunction. The initial dosage in such patients should be no more than 100 mg bid (see DOSAGE AND ADMINISTRATION) and patients should be monitored carefully. Close attention must be given to

**maintenance of cardiac function, including optimization of digitalis, diuretic, or other therapy. In cases where CHF has developed or worsened during treatment with flecainide, the time of onset has ranged from a few hours to several months after starting therapy. Some patients who develop evidence of reduced myocardial function while on flecainide can continue on flecainide with adjustment of digitalis or diuretics, others may require dosage reduction or discontinuation of flecainide. When feasible, it is recommended that plasma flecainide levels be monitored. Attempts should be made to keep trough plasma levels below 0.7 to 1 mcg/mL.**

### **Effects on Cardiac Conduction**

Flecainide slows cardiac conduction in most patients to produce dose-related increases in PR, QRS and QT intervals. PR interval increases on average about 25% (0.04 seconds) and as much as 118% in some patients. Approximately one-third of patients may develop new first-degree AV heart block (PR interval  $\geq 0.20$  seconds). The QRS complex increases on average about 25% (0.02 seconds) and as much as 150% in some patients. Many patients develop QRS complexes with a duration of 0.12 seconds or more. In one study, 4% of patients developed new bundle branch block while on flecainide. The degree of lengthening of PR and QRS intervals does not predict either efficacy or the development of cardiac adverse effects. In clinical trials, it was unusual for PR intervals to increase to 0.30 seconds or more, or for QRS intervals to increase to 0.18 seconds or more. Thus, caution should be used when such intervals occur, and dose reductions may be considered. The QT interval widens about 8%, but most of this widening (about 60% to 90%) is due to widening of the QRS duration. The JT interval (QT minus QRS) only widens about 4% on the average. Significant JT prolongation occurs in less than 2% of patients. There have been rare cases of Torsade de Pointes-type arrhythmia associated with flecainide therapy.

Clinically significant conduction changes have been observed at these rates: sinus node dysfunction such as sinus pause, sinus arrest and symptomatic bradycardia (1.2%), second degree AV block (0.5%) and third-degree AV block (0.4%). An attempt should be made to manage the patient on the lowest effective dose in an effort to minimize these effects (see **DOSAGE AND ADMINISTRATION**). If second- or third-degree AV block, or right bundle branch block associated with a left hemiblock occur, flecainide therapy should be discontinued unless a temporary or implanted ventricular pacemaker is in place to ensure an adequate ventricular rate.

### **Sick Sinus Syndrome (Bradycardia-Tachycardia Syndrome)**

Flecainide should be used only with extreme caution in patients with sick sinus syndrome because it may cause sinus bradycardia, sinus pause, or sinus arrest.

### **Effects on Pacemaker Thresholds**

Flecainide is known to increase endocardial pacing thresholds and may suppress ventricular escape rhythms. These effects are reversible if flecainide is discontinued. It should be used with caution in patients with permanent pacemakers or temporary pacing electrodes and should not be administered to patients with existing poor thresholds or nonprogrammable pacemakers unless suitable pacing rescue is available.

The pacing threshold in patients with pacemakers should be determined prior to instituting therapy with flecainide, again after one week of administration and at regular intervals thereafter. Generally, threshold changes are within the range of

multiprogrammable pacemakers and, when these occur, a doubling of either voltage or pulse width is usually sufficient to regain capture.

## **Electrolyte Disturbances**

Hypokalemia or hyperkalemia may alter the effects of Class I antiarrhythmic drugs. Preexisting hypokalemia or hyperkalemia should be corrected before administration of flecainide.

## **Pediatric Use**

The safety and efficacy of flecainide in the fetus, infant, or child have not been established in double-blind, randomized, placebo-controlled trials. The proarrhythmic effects of flecainide as described previously, apply also to children. In pediatric patients with structural heart disease, flecainide has been associated with cardiac arrest and sudden death. Flecainide should be started in the hospital with rhythm monitoring. Any use of flecainide in children should be directly supervised by a cardiologist skilled in the treatment of arrhythmias in children.

## **PRECAUTIONS**

### **Drug Interactions**

Flecainide has been administered to patients receiving **digitalis** preparations or **beta-adrenergic blocking agents** without adverse effects. During administration of multiple oral doses of flecainide to healthy subjects stabilized on a maintenance dose of **digoxin**, a 13% to 19% increase in plasma **digoxin** levels occurred at six hours postdose.

In a study involving healthy subjects receiving flecainide and **propranolol** concurrently, plasma flecainide levels were increased about 20% and **propranolol** levels were increased about 30% compared to control values. In this formal interaction study, flecainide and **propranolol** were each found to have negative inotropic effects; when the drugs were administered together, the effects were additive. The effects of concomitant administration of flecainide and **propranolol** on the PR interval were less than additive. In flecainide clinical trials, patients who were receiving **beta blockers** concurrently did not experience an increased incidence of side effects. Nevertheless, the possibility of additive negative inotropic effects of **beta blockers** and flecainide should be recognized.

Flecainide is not extensively bound to plasma proteins. *In vitro* studies with several drugs which may be administered concomitantly showed that the extent of flecainide binding to human plasma proteins is either unchanged or only slightly less. Consequently, interactions with other drugs which are highly protein bound (e.g., **anticoagulants**) would not be expected. Flecainide has been used in a large number of patients receiving **diuretics** without apparent interaction. Limited data in patients receiving known enzyme inducers (**phenytoin, phenobarbital, carbamazepine**) indicate only a 30% increase in the rate of flecainide elimination. In healthy subjects receiving **cimetidine** (1 gm daily) for one week, plasma flecainide levels increased by about 30% and half-life increased by about 10%.

When **amiodarone** is added to flecainide therapy, plasma flecainide levels may increase two-fold or more in some patients, if flecainide dosage is not reduced (see **DOSAGE**



## **AND ADMINISTRATION).**

Drugs that inhibit cytochrome P450IID6, such as **quinidine**, might increase the plasma concentrations of flecainide in patients that are on chronic flecainide therapy; especially if these patients are extensive metabolizers.

There has been little experience with the co-administration of flecainide and either **disopyramide** or **verapamil**. Because both of these drugs have negative inotropic properties and the effects of co-administration with flecainide are unknown, neither **disopyramide** nor **verapamil** should be administered concurrently with flecainide unless, in the judgment of the physician, the benefits of this combination outweigh the risks. There has been too little experience with the co-administration of flecainide with **nifedipine** or **diltiazem** to recommend concomitant use.

## **Carcinogenesis, Mutagenesis, Impairment of Fertility**

Long-term studies with flecainide in rats and mice at doses up to 60 mg/kg/day have not revealed any compound-related carcinogenic effects. Mutagenicity studies (Ames test, mouse lymphoma and *in vivo* cytogenetics) did not reveal any mutagenic effects. A rat reproduction study at doses up to 50 mg/kg/day (seven times the usual human dose) did not reveal any adverse effect on male or female fertility.

## **Pregnancy**

Pregnancy Category C.

Flecainide has been shown to have teratogenic effects (club paws, sternbrae and vertebrae abnormalities, pale hearts with contracted ventricular septum) and an embryo-toxic effect (increased resorptions) in one breed of rabbit (New Zealand White) when given doses of 30 and 35 mg/kg/day, but not in another breed of rabbit (Dutch Belted) when given doses up to 30 mg/kg/day. No teratogenic effects were observed in rats and mice given doses up to 50 and 80 mg/kg/day, respectively; however, delayed sternbral and vertebral ossification was observed at the high dose in rats. Because there are no adequate and well-controlled studies in pregnant women, flecainide should be used during pregnancy only if the potential benefit justifies the potential risk to the fetus.

## **Labor and Delivery**

It is not known whether the use of flecainide during labor or delivery has immediate or delayed adverse effects on the mother or fetus, affects the duration of labor or delivery, or increases the possibility of forceps delivery or other obstetrical intervention.

## **Nursing Mothers**

Results from a multiple dose study conducted in mothers soon after delivery indicates that flecainide is excreted in human breast milk in concentrations as high as 4 times (with average levels about 2.5 times) corresponding plasma levels; assuming a maternal plasma level at the top of the therapeutic range (1 mcg/mL), the calculated daily dose to a nursing infant (assuming about 700 mL breast milk over 24 hours) would be less than 3 mg.

## **Pediatric Use**

The safety and efficacy of flecainide in the fetus, infant, or child have not been established in double-blind, randomized, placebo-controlled trials (see **CLINICAL**

## **PHARMACOLOGY, WARNINGS and DOSAGE AND ADMINISTRATION).**

### **Hepatic Impairment**

Since flecainide elimination from plasma can be markedly slower in patients with significant hepatic impairment, flecainide should not be used in such patients unless the potential benefits clearly outweigh the risks. If used, frequent and early plasma level monitoring is required to guide dosage (see **DOSAGE AND ADMINISTRATION, Plasma Level Monitoring**); dosage increases should be made very cautiously when plasma levels have plateaued (after more than four days).

### **ADVERSE REACTIONS**

In post-myocardial infarction patients with asymptomatic PVCs and nonsustained ventricular tachycardia, flecainide therapy was found to be associated with a 5.1% rate of death and non-fatal cardiac arrest, compared with a 2.3% rate in a matched placebo group (see **WARNINGS**).

Adverse effects reported for flecainide, described in detail in the **WARNINGS** section, were new or worsened arrhythmias which occurred in 1% of 108 patients with PSVT and in 7% of 117 patients with PAF; and new or exacerbated ventricular arrhythmias which occurred in 7% of 1330 patients with PVCs, non-sustained or sustained VT. In patients treated with flecainide for sustained VT, 80% (51/64) of proarrhythmic events occurred within 14 days of the onset of therapy. 198 patients with sustained VT experienced a 13% incidence of new or exacerbated ventricular arrhythmias when dosage was initiated at 200 mg/day with slow upward titration, and did not exceed 300 mg/day in most patients. In some patients, flecainide treatment has been associated with episodes of unresuscitatable VT or ventricular fibrillation (cardiac arrest) (see **WARNINGS**). New or worsened CHF occurred in 6.3% of 1046 patients with PVCs, non-sustained or sustained VT. Of 297 patients with sustained VT, 9.1% experienced new or worsened CHF. New or worsened CHF was reported in 0.4% of 225 patients with supraventricular arrhythmias. There have also been instances of second- (0.5%) or third-degree (0.4%) AV block. Patients have developed sinus bradycardia, sinus pause, or sinus arrest, about 1.2% altogether (see **WARNINGS**). The frequency of most of these serious adverse events probably increases with higher trough plasma levels, especially when these trough levels exceed 1 mcg/mL.

There have been rare reports of isolated elevations of serum alkaline phosphatase and isolated elevations of serum transaminase levels. These elevations have been asymptomatic and no cause and effect relationship with flecainide has been established. In foreign postmarketing surveillance studies, there have been rare reports of hepatic dysfunction including reports of cholestasis and hepatic failure, and extremely rare reports of blood dyscrasias. Although no cause and effect relationship has been established, it is advisable to discontinue flecainide in patients who develop unexplained jaundice or signs of hepatic dysfunction or blood dyscrasias in order to eliminate flecainide as the possible causative agent.

Incidence figures for other adverse effects in patients with ventricular arrhythmias are based on a multicenter efficacy study, utilizing starting doses of 200 mg/day with gradual upward titration to 400 mg/day. Patients were treated for an average of 4.7 months, with some receiving up to 22 months of therapy. In this trial, 5.4% of patients discontinued due to non-cardiac adverse effects.

**Table 1**

**Most Common Non-Cardiac Adverse Effects in Ventricular Arrhythmia Patients Treated with Flecainide in the Multicenter Study**

Adverse Effect	Incidence All 429 Patients at Any Dose	Incidence by Dose During Upward Titration		
		200 mg/Day (N=426)	300 mg/Day (N=293)	400 mg/Day (N=100)
Dizziness*	18.9%	11%	10.6%	13%
Visual Disturbances†	15.9%	5.4%	12.3%	18%
Dyspnea	10.3%	5.2%	7.5%	4%
Headache	9.6%	4.5%	6.1%	9%
Nausea	8.9%	4.9%	4.8%	6%
Fatigue	7.7%	4.5%	4.4%	3%
Palpitation	6.1%	3.5%	2.4%	7%
Chest Pain	5.4%	3.1%	3.8%	1%
Asthenia	4.9%	2.6%	2%	4%
Tremor	4.7%	2.4%	3.4%	2%
Constipation	4.4%	2.8%	2.1%	1%
Edema	3.5%	1.9%	1.4%	2%
Abdominal Pain	3.3%	1.9%	2.4%	1%

\* Dizziness includes reports of dizziness, lightheadedness, faintness, unsteadiness, near syncope, etc.

† Visual disturbance includes reports of blurred vision, difficulty in focusing, spots before eyes, etc.

The following additional adverse experiences, possibly related to flecainide therapy and occurring in 1% to less than 3% of patients, have been reported in acute and chronic studies: *Body as a Whole* - malaise, fever; *Cardiovascular* - tachycardia, sinus pause or arrest; *Gastrointestinal* - vomiting, diarrhea, dyspepsia, anorexia; *Skin* - rash; *Visual* - diplopia; *Nervous System* - hypoesthesia, paresthesia, paresis, ataxia, flushing, increased sweating, vertigo, syncope, somnolence, tinnitus; *Psychiatric* - anxiety, insomnia, depression.

The following additional adverse experiences, possibly related to flecainide, have been reported in less than 1% of patients: *Body as a Whole* - swollen lips, tongue and mouth, arthralgia, bronchospasm, myalgia; *Cardiovascular* - angina pectoris, second-degree and third-degree AV block, bradycardia, hypertension, hypotension; *Gastrointestinal* - flatulence; *Urinary System* - polyuria, urinary retention; *Hematologic* - leukopenia, granulocytopenia, thrombocytopenia; *Skin* - urticaria, exfoliative dermatitis, pruritis, alopecia; *Visual* - eye pain or irritation, photophobia, nystagmus; *Nervous System* - twitching, weakness, change in taste, dry mouth, convulsions, impotence, speech

disorder, stupor, neuropathy; *Respiratory* - pneumonitis/pulmonary infiltration possibly due to chronic flecainide treatment; *Psychiatric* - amnesia, confusion, decreased libido, depersonalization, euphoria, morbid dreams, apathy.

For patients with supraventricular arrhythmias, the most commonly reported noncardiac adverse experiences remain consistent with those known for patients treated with flecainide for ventricular arrhythmias. Dizziness is possibly more frequent in PAF patients.

## OVERDOSAGE

No specific antidote has been identified for the treatment of flecainide overdose. Overdoses ranging up to 8000 mg have been survived, with peak plasma flecainide concentrations as high as 5.3 mcg/mL. Untoward effects in these cases included nausea and vomiting, convulsions, hypotension, bradycardia, syncope, extreme widening of the QRS complex, widening of the QT interval, widening of the PR interval, ventricular tachycardia, AV nodal block, asystole, bundle branch block, cardiac failure and cardiac arrest. The spectrum of events observed in fatal cases was much the same as that seen in the non-fatal cases. Death has resulted following ingestion of as little as 1000 mg; concomitant overdose of other drugs and/or alcohol in many instances undoubtedly contributed to the fatal outcome. Treatment of overdose should be supportive and may include the following: removal of unabsorbed drug from the gastrointestinal tract, administration of inotropic agents or cardiac stimulants such as dopamine, dobutamine or isoproterenol; mechanically assisted respiration; circulatory assists such as intra-aortic balloon pumping; and transvenous pacing in the event of conduction block. Because of the long plasma half-life of flecainide (12 to 27 hours in patients receiving usual doses), and the possibility of markedly non-linear elimination kinetics at very high doses, these supportive treatments may need to be continued for extended periods of time.

Hemodialysis is not an effective means of removing flecainide from the body. Since flecainide elimination is much slower when urine is very alkaline (pH 8 or higher), theoretically, acidification of urine to promote drug excretion may be beneficial in overdose cases with very alkaline urine. There is no evidence that acidification from normal urinary pH increases excretion.

## DOSAGE AND ADMINISTRATION

**For patients with sustained VT, no matter what their cardiac status, flecainide, like other antiarrhythmics, should be initiated in hospital with rhythm monitoring.**

Flecainide has a long half-life (12 to 27 hours in patients). Steady-state plasma levels, in patients with normal renal and hepatic function, may not be achieved until the patient has received 3 to 5 days of therapy at a given dose. Therefore, **increases in dosage should be made no more frequently than once every four days**, since during the first 2 to 3 days of therapy the optimal effect of a given dose may not be achieved.

For patients with PSVT and patients with PAF the recommended starting dose is 50 mg every 12 hours. Flecainide acetate doses may be increased in increments of 50 mg bid every four days until efficacy is achieved. For PAF patients, a substantial increase in

efficacy without a substantial increase in discontinuations for adverse experiences may be achieved by increasing the flecainide acetate dose from 50 to 100 mg bid. The maximum recommended dose for patients with paroxysmal supraventricular arrhythmias is 300 mg/day.

For sustained VT the recommended starting dose is 100 mg every 12 hours. This dose may be increased in increments of 50 mg bid every four days until efficacy is achieved. Most patients with sustained VT do not require more than 150 mg every 12 hours (300 mg/day), and the maximum dose recommended is 400 mg/day.

In patients with sustained VT, use of higher initial doses and more rapid dosage adjustments have resulted in an increased incidence of proarrhythmic events and CHF, particularly during the first few days of dosing (see **WARNINGS**). Therefore, a loading dose is not recommended.

Intravenous lidocaine has been used occasionally with flecainide while awaiting the therapeutic effect of flecainide. No adverse drug interactions were apparent. However, no formal studies have been performed to demonstrate the usefulness of this regimen.

An occasional patient not adequately controlled by (or intolerant to) a dose given at 12-hour intervals may be dosed at eight-hour intervals.

Once adequate control of the arrhythmia has been achieved, it may be possible in some patients to reduce the dose as necessary to minimize side effects or effects on conduction. In such patients, efficacy at the lower dose should be evaluated.

Flecainide should be used cautiously in patients with a history of CHF or myocardial dysfunction (see **WARNINGS**).

Any use of flecainide in children should be directly supervised by a cardiologist skilled in the treatment of arrhythmias in children. Because of the evolving nature of information in this area, specialized literature should be consulted. Under six months of age, the initial starting dose of flecainide acetate in children is approximately 50 mg/M<sup>2</sup> body surface area daily, divided into two or three equally spaced doses. Over six months of age, the initial starting dose may be increased to 100 mg/M<sup>2</sup> per day. The maximum recommended dose is 200 mg/M<sup>2</sup> per day. This dose should not be exceeded. In some children on higher doses, despite previously low plasma levels, the level has increased rapidly to far above therapeutic values while taking the same dose. Small changes in dose may also lead to disproportionate increases in plasma levels. Plasma trough (less than one hour pre-dose) flecainide levels and electrocardiograms should be obtained at presumed steady state (after at least five doses) either after initiation or change in flecainide dose, whether the dose was increased for lack of effectiveness, or increased growth of the patient. For the first year on therapy, whenever the patient is seen for reasons of clinical follow-up, it is suggested that a 12-lead electrocardiogram and plasma trough flecainide level are obtained. The usual therapeutic level of flecainide in children is 200 to 500 ng/mL. In some cases, levels as high as 800 ng/mL may be required for control.

In patients with severe renal impairment (creatinine clearance of 35 mL/min/1.73 square meters or less), the initial dosage should be 100 mg once daily (or 50 mg bid); when used in such patients, frequent plasma level monitoring is required to guide dosage adjustments (see **Plasma Level Monitoring**). In patients with less severe renal disease, the initial dosage should be 100 mg every 12 hours; plasma level monitoring may also be useful in these patients during dosage adjustment. In both groups of

patients, dosage increases should be made very cautiously when plasma levels have plateaued (after more than four days), observing the patient closely for signs of adverse cardiac effects or other toxicity. It should be borne in mind that in these patients it may take longer than four days before a new steady-state plasma level is reached following a dosage change.

Based on theoretical considerations, rather than experimental data, the following suggestion is made: when transferring patients from another antiarrhythmic drug to flecainide allow at least two to four plasma half-lives to elapse for the drug being discontinued before starting flecainide at the usual dosage. In patients where withdrawal of a previous antiarrhythmic agent is likely to produce life-threatening arrhythmias, the physician should consider hospitalizing the patient.

When flecainide is given in the presence of amiodarone, reduce the usual flecainide dose by 50% and monitor the patient closely for adverse effects. Plasma level monitoring is strongly recommended to guide dosage with such combination therapy (see below).

### **Plasma Level Monitoring**

The large majority of patients successfully treated with flecainide were found to have trough plasma levels between 0.2 and 1 mcg/mL. The probability of adverse experiences, especially cardiac, may increase with higher trough plasma levels, especially when these exceed 1 mcg/mL. Periodic monitoring of trough plasma levels may be useful in patient management. Plasma level monitoring is required in patients with severe renal failure or severe hepatic disease, since elimination of flecainide from plasma may be markedly slower. Monitoring of plasma levels is strongly recommended in patients on concurrent amiodarone therapy and may also be helpful in patients with CHF and in patients with moderate renal disease.

### **HOW SUPPLIED**

Flecainide Acetate Tablets, USP are available as follows:

**50 mg:** White, round tablets debossed with "AN" above "641" on one side and plain on other side.

Bottles of 100: NDC 53746-641-01

Bottles of 1000: NDC 53746-641-10

**100 mg:** White, round tablets debossed with "AN" above "642" with a single-line bisect separating them on one side and plain on other side.

Bottles of 100: NDC 53746-642-01

Bottles of 1000: NDC 53746-642-10

**150 mg:** White, oval tablets debossed with "AN", "643" with a single-line bisect separating them on one side and plain on other side.

Bottles of 100: NDC 53746-643-01

Bottles of 1000: NDC 53746-643-10

Store at 20° to 25°C (68° to 77°F) [see USP Controlled Room Temperature].

Store in a tight, light-resistant container.

Manufactured by:

**Amneal Pharmaceuticals Pvt. Ltd.**

Ahmedabad 382220, INDIA


Distributed by:

**Amneal Pharmaceuticals LLC**

Bridgewater, NJ 08807


Rev. 09-2017-02

## PACKAGE LABEL.PRINCIPAL DISPLAY PANEL

NDC 53746-641-01	<b>Each tablet contains:</b> Flecainide Acetate, USP ..... 50 mg <b>USUAL DOSAGE:</b> See package insert for complete product information. <b>KEEP THIS AND ALL DRUGS OUT OF THE REACH OF CHILDREN.</b> <b>Pharmacists:</b> This is a bulk package. Dispense in tight, light-resistant container as defined in the USP. <b>Store at 20° to 25°C (68° to 77°F) [see USP Controlled Room Temperature].</b>	 N 3 53746 64101 4	<b>Non-Varnish Area</b> (For Lot And Exp. Date) (26 X 28 mm)
<b>Flecainide Acetate Tablets, USP</b>	Manufactured by: <b>Amneal Pharmaceuticals Pvt. Ltd.</b> Ahmedabad 382220, INDIA Distributed by: <b>Amneal Pharmaceuticals LLC</b> Bridgewater, NJ 08807 Mfg. Lic. No. G/25/1941	Rev. 02-2021-03	

**50 mg**

Rx only  
100 Tablets



## PRINCIPAL DISPLAY PANEL

NDC 53746-642-01	<b>Each tablet contains:</b> Flecainide Acetate, USP ..... 100 mg <b>USUAL DOSAGE:</b> See package insert for complete product information. <b>KEEP THIS AND ALL DRUGS OUT OF THE REACH OF CHILDREN.</b> <b>Pharmacists:</b> This is a bulk package. Dispense in tight, light-resistant container as defined in the USP. <b>Store at 20° to 25°C (68° to 77°F) [see USP Controlled Room Temperature].</b>	 N 3 53746 64201 1	<b>Non-Varnish Area</b> (For Lot And Exp. Date) (26 X 28 mm)
<b>Flecainide Acetate Tablets, USP</b>	Manufactured by: <b>Amneal Pharmaceuticals Pvt. Ltd.</b> Ahmedabad 382220, INDIA Distributed by: <b>Amneal Pharmaceuticals LLC</b> Bridgewater, NJ 08807 Mfg. Lic. No. G/25/1941	Rev. 02-2021-03	

**100 mg**

Rx only  
100 Tablets



## PRINCIPAL DISPLAY PANEL

NDC 53746-643-01

# Flecainide Acetate Tablets, USP

150 mg



Rx only  
100 Tablets



**Each tablet contains:**

Flecainide Acetate, USP ..... 150 mg

**USUAL DOSAGE:** See package insert for complete product information.

**KEEP THIS AND ALL DRUGS OUT OF THE REACH OF CHILDREN.**

**Pharmacists:** This is a bulk package.

Dispense in tight, light-resistant container as defined in the USP.

**Store at 20° to 25°C (68° to 77°F) [see USP Controlled Room Temperature].**

Manufactured by: **Amneal Pharmaceuticals Pvt. Ltd.**

Ahmedabad 382220, INDIA

Distributed by: **Amneal Pharmaceuticals LLC**

Bridgewater, NJ 08807

Mfg. Lic. No. G/25/1941

Rev. 02-2021-03



Non-Varnish Area  
(For Lot And Exp. Date)  
(24 X 38 mm)

## FLECAINIDE ACETATE

flecainide acetate tablet

### Product Information

<b>Product Type</b>	HUMAN PRESCRIPTION DRUG	<b>Item Code (Source)</b>	NDC:53746-641
<b>Route of Administration</b>	ORAL		

### Active Ingredient/Active Moiety

Ingredient Name	Basis of Strength	Strength
FLECAINIDE ACETATE (UNII: M8U465Q1WQ) (FLECAINIDE - UNII:K94FTS1806)	FLECAINIDE ACETATE	50 mg

### Product Characteristics

<b>Color</b>	white	<b>Score</b>	no score
<b>Shape</b>	ROUND	<b>Size</b>	7mm
<b>Flavor</b>		<b>Imprint Code</b>	AN;641
<b>Contains</b>			

### Packaging

#	Item Code	Package Description	Marketing Start Date	Marketing End Date
1	NDC:53746-641-01	100 in 1 BOTTLE; Type 0: Not a Combination Product	12/01/2009	
2	NDC:53746-641-10	1000 in 1 BOTTLE; Type 0: Not a Combination Product	12/01/2009	

### Marketing Information

Marketing Category	Application Number or Monograph Citation	Marketing Start Date	Marketing End Date
ANDA	ANDA075442	12/01/2009	



## FLECAINIDE ACETATE

flecainide acetate tablet

### Product Information

<b>Product Type</b>	HUMAN PRESCRIPTION DRUG	<b>Item Code (Source)</b>	NDC:53746-642
<b>Route of Administration</b>	ORAL		

### Active Ingredient/Active Moiety

Ingredient Name	Basis of Strength	Strength
FLECAINIDE ACETATE (UNII: M8U465Q1WQ) (FLECAINIDE - UNII:K94FTS1806)	FLECAINIDE ACETATE	100 mg

### Product Characteristics

<b>Color</b>	white	<b>Score</b>	2 pieces
<b>Shape</b>	ROUND	<b>Size</b>	9mm
<b>Flavor</b>		<b>Imprint Code</b>	AN;642
<b>Contains</b>			

### Packaging

#	Item Code	Package Description	Marketing Start Date	Marketing End Date
1	NDC:53746-642-01	100 in 1 BOTTLE; Type 0: Not a Combination Product	12/01/2009	
2	NDC:53746-642-10	1000 in 1 BOTTLE; Type 0: Not a Combination Product	12/01/2009	

### Marketing Information

Marketing Category	Application Number or Monograph Citation	Marketing Start Date	Marketing End Date
ANDA	ANDA075442	12/01/2009	

## FLECAINIDE ACETATE

flecainide acetate tablet

### Product Information

<b>Product Type</b>	HUMAN PRESCRIPTION DRUG	<b>Item Code (Source)</b>	NDC:53746-643
<b>Route of Administration</b>	ORAL		

### Active Ingredient/Active Moiety

Ingredient Name	Basis of Strength	Strength
-----------------	-------------------	----------

<b>FLECAINIDE ACETATE</b> (UNII: M8U465Q1WQ) (FLECAINIDE - UNII:K94FTS1806)		FLECAINIDE ACETATE	150 mg	
<b>Product Characteristics</b>				
<b>Color</b>	white	<b>Score</b>	2 pieces	
<b>Shape</b>	OVAL	<b>Size</b>	13mm	
<b>Flavor</b>		<b>Imprint Code</b>	AN;643	
<b>Contains</b>				
<b>Packaging</b>				
#	Item Code	Package Description	Marketing Start Date	Marketing End Date
1	NDC:53746-643-01	100 in 1 BOTTLE; Type 0: Not a Combination Product	12/01/2009	
2	NDC:53746-643-10	1000 in 1 BOTTLE; Type 0: Not a Combination Product	12/01/2009	
<b>Marketing Information</b>				
Marketing Category	Application Number or Monograph Citation	Marketing Start Date	Marketing End Date	
ANDA	ANDA075442	12/01/2009		

**Labeler** - Amneal Pharmaceuticals of New York LLC (123797875)

### Establishment

Name	Address	ID/FEI	Business Operations
Amneal Pharmaceuticals Private Limited		915076126	analysis(53746-641, 53746-642, 53746-643) , label(53746-641, 53746-642, 53746-643) , manufacture(53746-641, 53746-642, 53746-643) , pack(53746-641, 53746-642, 53746-643)

Revised: 12/2023

Amneal Pharmaceuticals of New York LLC