

CEPHALEXIN- cephalexin capsule

Virtus Pharmaceuticals

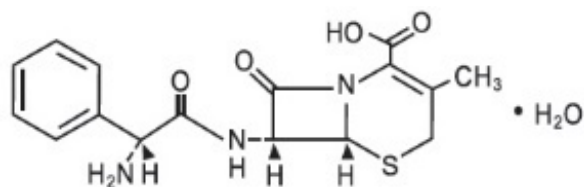
CEPHALEXIN CAPSULES, USP

To reduce the development of drug-resistant bacteria and maintain the effectiveness of cephalexin and other antibacterial drugs, cephalexin should be used only to treat or prevent infections that are proven or strongly suspected to be caused by bacteria.

DESCRIPTION

Cephalexin capsules, USP is a semisynthetic cephalosporin antibiotic intended for oral administration. It is 7-(D- α -Amino- α -phenylacetamido)-3-methyl-3-cephem-4- carboxylic acid monohydrate. Cephalexin has the molecular formula $C_{16}H_{17}N_3O_4S \cdot H_2O$ and the molecular weight is 365.41.

Cephalexin has the following structural formula:



The nucleus of cephalexin is related to that of other cephalosporin antibiotics. The compound is a zwitterion; i.e., the molecule contains both a basic and an acidic group. The isoelectric point of cephalexin in water is approximately 4.5 to 5. The crystalline form of cephalexin which is available is a monohydrate. It is a white crystalline solid having a bitter taste. Solubility in water is low at room temperature; 1 or 2 mg/mL may be dissolved readily, but higher concentrations are obtained with increasing difficulty.

The cephalosporins differ from penicillins in the structure of the bicyclic ring system. Cephalexin has a D-phenylglycyl group as substituent at the 7-amino position and an unsubstituted methyl group at the 3-position.

Each capsule contains cephalexin monohydrate equivalent to 250 mg or 500 mg of cephalexin. The capsules also contain anhydrous lactose, gelatin, magnesium stearate, talc and titanium dioxide. The capsules are imprinted with edible ink containing black iron oxide.

CLINICAL PHARMACOLOGY

Human Pharmacology

Cephalexin is acid stable and may be given without regard to meals. It is rapidly absorbed after oral administration. Following doses of 250 mg, 500 mg, and 1 g, average peak serum levels of approximately 9, 18, and 32 $\mu\text{g/mL}$ respectively were obtained at 1 hour. Measurable levels were present 6 hours after administration. Cephalexin is excreted in the urine by glomerular filtration and tubular secretion. Studies showed that over 90% of the drug was excreted unchanged in the urine within 8 hours. During this period, peak urine concentrations following the 250 mg, 500 mg, and 1g doses were approximately 1000, 2200, and 5000 $\mu\text{g/mL}$ respectively.

Microbiology

In vitro tests demonstrate that the cephalosporins are bactericidal because of their inhibition of cell-wall

synthesis. Cephalexin has been shown to be active against most strains of the following microorganisms both *in vitro* and in clinical infections as described in the **INDICATIONS AND USAGE** section.

Aerobes, Gram-positive:

Staphylococcus aureus (including penicillinase-producing strains)

Streptococcus pneumoniae (penicillin-susceptible strains)

Streptococcus pyogenes

Aerobes, Gram-negative:

Escherichia coli

Haemophilus influenzae

Klebsiella pneumoniae

Moraxella (Branhamella) catarrhalis

Proteus mirabilis

Note: Methicillin-resistant staphylococci and most strains of enterococci (*Enterococcus faecalis* [formerly *Streptococcus faecalis*]) are resistant to cephalosporins, including cephalexin. It is not active against most strains of *Enterobacter* spp., *Morganella morganii*, and *Proteus vulgaris*. It has no activity against *Pseudomonas* spp. or *Acinetobacter calcoaceticus*. Penicillin-resistant *Streptococcus pneumoniae* is usually cross-resistant to beta-lactam antibiotics.

Susceptibility Tests

Dilution techniques

Quantitative methods are used to determine antimicrobial minimal inhibitory concentrations (MIC's). These MIC's provide estimates of the susceptibility of bacteria to antimicrobial compounds. The MIC's should be determined using a standardized procedure. Standardized procedures are based on a dilution method¹⁻³ (broth or agar) or equivalent with standardized inoculum concentrations and standardized concentrations of cephalothin powder. The MIC values should be interpreted according to the following criteria:

MIC (µg/mL)	Interpretation
≤8	Susceptible (S)
16	Intermediate (I)
≥32	Resistant (R)

A report of "Susceptible" indicates that the pathogen is likely to be inhibited if the antimicrobial compound in the blood reaches the concentrations usually achievable. A report of "Intermediate" indicates that the result should be considered equivocal, and, if the microorganism is not fully susceptible to alternative, clinically feasible drugs, the test should be repeated. This category implies possible clinical applicability in body sites where the drug is physiologically concentrated or in situations where high dosage of drug can be used. This category also provides a buffer zone which prevents small uncontrolled technical factors from causing major discrepancies in interpretation. A report of "Resistant" indicates that the pathogen is not likely to be inhibited if the antimicrobial compound in the blood reaches the concentrations usually achievable; other therapy should be selected.

Standardized susceptibility test procedures require the use of laboratory control microorganisms to control the technical aspects of the laboratory procedures. Standard cephalothin powder should provide the following MIC values:

Microorganism	MIC (µg/mL)
<i>E. coli</i> ATCC 25922	4 to 16
<i>S. aureus</i> ATCC 29213	0.12 to 0.5

Diffusion techniques

Quantitative methods that require measurement of zone diameters also provide reproducible estimates of the susceptibility of bacteria to antimicrobial compounds. One such standardized procedure^{2,3} requires the use of standardized inoculum concentrations. This procedure uses paper disks impregnated with 30 µg cephalothin to test the susceptibility of microorganisms to cephalixin.

Reports from the laboratory providing results of the standard single-disk susceptibility test with a 30 µg cephalothin disk should be interpreted according to the following criteria:

Zone Diameter (mm)	Interpretation
≥18	Susceptible (S)
15 to 17	Intermediate (I)
≤14	Resistant (R)

Interpretation should be as stated above for results using dilution techniques. Interpretation involves correlation of the diameter obtained in the disk test with the MIC for cephalixin. As with standard dilution techniques, diffusion methods require the use of laboratory control microorganisms that are used to control the technical aspects of the laboratory procedures. For the diffusion technique, the 30 µg cephalothin disk should provide the following zone diameters in these laboratory test quality control strains:

Microorganism	Zone Diameter (mm)
<i>E. coli</i> ATCC 25922	15 to 21
<i>S. aureus</i> ATCC 25923	29 to 37

INDICATIONS AND USAGE

Cephalexin capsules are indicated for the treatment of the following infections when caused by susceptible strains of the designated microorganisms:

Respiratory tract infections caused by *Streptococcus pneumoniae* and *Streptococcus pyogenes* (Penicillin is the usual drug of choice in the treatment and prevention of streptococcal infections, including the prophylaxis of rheumatic fever. Cephalexin is generally effective in the eradication of streptococci from the nasopharynx; however, substantial data establishing the efficacy of cephalexin in the subsequent prevention of rheumatic fever are not available at present.)

Otitis media due to *Streptococcus pneumoniae*, *Haemophilus influenzae*, *Staphylococcus aureus*, *Streptococcus pyogenes*, and *Moraxella catarrhalis*

Skin and skin structure infections caused by *Staphylococcus aureus* and/or *Streptococcus pyogenes*

Bone infections caused by *Staphylococcus aureus* and/or *Proteus mirabilis*

Genitourinary tract infections, including acute prostatitis, caused by *Escherichia coli*, *Proteus mirabilis*, and *Klebsiella pneumoniae*

Note: Culture and susceptibility tests should be initiated prior to and during therapy. Renal function studies should be performed when indicated.

To reduce the development of drug-resistant bacteria and maintain the effectiveness of cephalixin and

other antibacterial drugs, cephalexin capsules should be used only to treat or prevent infections that are proven or strongly suspected to be caused by susceptible bacteria. When culture and susceptibility information are available, they should be considered in selecting or modifying antibacterial therapy. In the absence of such data, local epidemiology and susceptibility patterns may contribute to the empiric selection of therapy.

CONTRAINDICATIONS

Cephalexin capsules are contraindicated in patients with known allergy to the cephalosporin group of antibiotics.

WARNINGS

BEFORE THERAPY WITH CEPHALEXIN IS INSTITUTED, CAREFUL INQUIRY SHOULD BE MADE TO DETERMINE WHETHER THE PATIENT HAS HAD PREVIOUS HYPERSENSITIVITY REACTIONS TO CEPHALEXIN, CEPHALOSPORINS, PENICILLINS, OR OTHER DRUGS. IF THIS PRODUCT IS TO BE GIVEN TO PENICILLIN-SENSITIVE PATIENTS, CAUTION SHOULD BE EXERCISED BECAUSE CROSS-HYPERSENSITIVITY AMONG BETA-LACTAM ANTIBIOTICS HAS BEEN CLEARLY DOCUMENTED AND MAY OCCUR IN UP TO 10% OF PATIENTS WITH A HISTORY OF PENICILLIN ALLERGY. IF AN ALLERGIC REACTION TO CEPHALEXIN OCCURS, DISCONTINUE THE DRUG. SERIOUS ACUTE HYPERSENSITIVITY REACTIONS MAY REQUIRE TREATMENT WITH EPINEPHRINE AND OTHER EMERGENCY MEASURES, INCLUDING OXYGEN, INTRAVENOUS FLUIDS, INTRAVENOUS ANTIHISTAMINES, CORTICOSTEROIDS, PRESSOR AMINES AND AIRWAY MANAGEMENT, AS CLINICALLY INDICATED.

There is some clinical and laboratory evidence of partial cross-allergenicity of the penicillins and the cephalosporins. Patients have been reported to have had severe reactions (including anaphylaxis) to both drugs.

Any patient who has demonstrated some form of allergy, particularly to drugs, should receive antibiotics cautiously. No exception should be made with regard to cephalexin capsules.

Clostridium difficile associated diarrhea (CDAD) has been reported with use of nearly all antibacterial agents, including cephalexin, and may range in severity from mild diarrhea to fatal colitis. Treatment with antibacterial agents alters the normal flora of the colon leading to overgrowth of *C. difficile*.

C. difficile produces toxins A and B which contribute to the development of CDAD. Hypertoxin producing strains of *C. difficile* cause increased morbidity and mortality, as these infections can be refractory to antimicrobial therapy and may require colectomy. CDAD must be considered in all patients who present with diarrhea following antibiotic use. Careful medical history is necessary since CDAD has been reported to occur over two months after the administration of antibacterial agents.

If CDAD is suspected or confirmed, ongoing antibiotic use not directed against *C. difficile* may need to be discontinued. Appropriate fluid and electrolyte management, protein supplementation, antibiotic treatment of *C. difficile*, and surgical evaluation should be instituted as clinically indicated.

PRECAUTIONS

General

Prescribing cephalexin capsules in the absence of a proven or strongly suspected bacterial infection or a prophylactic indication is unlikely to provide benefit to the patient and increases the risk of the development of drug-resistant bacteria.

Patients should be followed carefully so that any side effects or unusual manifestations of drug

idiosyncrasy may be detected. If an allergic reaction to cephalexin occurs, the drug should be discontinued and the patient treated with the usual agents (e.g., epinephrine or other pressor amines, antihistamines, or corticosteroids).

Prolonged use of cephalexin capsules may result in the overgrowth of nonsusceptible organisms. Careful observation of the patient is essential. If superinfection occurs during therapy, appropriate measures should be taken.

Positive direct Coombs' tests have been reported during treatment with the cephalosporin antibiotics. In hematologic studies or in transfusion cross-matching procedures when antiglobulin tests are performed on the minor side or in Coombs' testing of newborns whose mothers have received cephalosporin antibiotics before parturition, it should be recognized that a positive Coombs' test may be due to the drug.

Cephalexin capsules should be administered with caution in the presence of markedly impaired renal function. Under such conditions, careful clinical observation and laboratory studies should be made because safe dosage may be lower than that usually recommended.

Indicated surgical procedures should be performed in conjunction with antibiotic therapy.

Broad-spectrum antibiotics should be prescribed with caution in individuals with a history of gastrointestinal disease, particularly colitis.

Cephalosporins may be associated with a fall in prothrombin activity. Those at risk include patients with renal or hepatic impairment, or poor nutritional state, as well as patients receiving a protracted course of antimicrobial therapy, and patients previously stabilized on anticoagulant therapy. Prothrombin time should be monitored in patients at risk and exogenous vitamin K administered as indicated.

Information for Patients

Patients should be counseled that antibacterial drugs including cephalexin should only be used to treat bacterial infections. They do not treat viral infections (e.g., the common cold). When cephalexin is prescribed to treat a bacterial infection, patients should be told that although it is common to feel better early in the course of therapy, the medication should be taken exactly as directed. Skipping doses or not completing the full course of therapy may (1) decrease the effectiveness of the immediate treatment and (2) increase the likelihood that bacteria will develop resistance and will not be treatable by cephalexin or other antibacterial drugs in the future.

Diarrhea is a common problem caused by antibiotics which usually ends when the antibiotic is discontinued. Sometimes after starting treatment with antibiotics, patients can develop watery and bloody stools (with or without stomach cramps and fever) even as late as two or more months after having taken the last dose of the antibiotic. If this occurs, patients should contact their physician as soon as possible.

Drug Interactions

Metformin

In healthy subjects given single 500 mg doses of cephalexin and metformin, plasma metformin mean C_{max} and AUC increased by an average of 34% and 24%, respectively, and metformin mean renal clearance decreased by 14%. No information is available about the interaction of cephalexin and metformin following multiple doses of either drug.

Although not observed in this study, adverse effects could potentially arise from co-administration of cephalexin and metformin by inhibition of tubular secretion via organic cationic transporter systems. Accordingly, careful patient monitoring and dose adjustment of metformin is recommended in patients concomitantly taking cephalexin and metformin.

Probenecid

As with other β -lactams, the renal excretion of cephalexin is inhibited by probenecid.

Drug / Laboratory Test Interactions

As a result of administration of cephalexin capsules, a false-positive reaction for glucose in the urine may occur. This has been observed with Benedict's and Fehling's solutions and also with Clinitest[®] tablets.

Carcinogenesis, Mutagenesis, Impairment of Fertility

Lifetime studies in animals have not been performed to evaluate the carcinogenic potential of cephalexin. Tests to determine the mutagenic potential of cephalexin have not been performed. In male and female rats, fertility and reproductive performance were not affected by cephalexin oral doses up to 1.5 times the highest recommended human dose based upon mg/m².

Pregnancy

Teratogenic effects

Pregnancy Category B

Reproduction studies have been performed on mice and rats using oral doses of cephalexin monohydrate 0.6 and 1.5 times the maximum daily human dose (66 mg/kg/day) based upon mg/m², and have revealed no harm to the fetus. There are, however, no adequate and well-controlled studies in pregnant women. Because animal reproduction studies are not always predictive of human response, this drug should be used during pregnancy only if clearly needed.

Nursing Mothers

The excretion of cephalexin in human milk increased up to 4 hours after a 500 mg dose; the drug reached a maximum level of 4 µg/mL, then decreased gradually, and had disappeared 8 hours after administration. Caution should be exercised when cephalexin capsule is administered to a nursing woman.

Pediatric Use

The safety and effectiveness of cephalexin in pediatric patients was established in clinical trials for the dosages described in the **DOSAGE AND ADMINISTRATION** section. In these trials, pediatric patients may have received cephalexin capsules or cephalexin for oral suspension. Cephalexin capsules should only be used in children and adolescents capable of ingesting the capsule.

Geriatric Use

Of the 701 subjects in 3 published clinical studies of cephalexin, 433 (62%) were 65 and over. No overall differences in safety or effectiveness were observed between these subjects and younger subjects, and other reported clinical experience has not identified differences in responses between the elderly and younger patients, but greater sensitivity of some older individuals cannot be ruled out.

This drug is known to be substantially excreted by the kidney, and the risk of toxic reactions to this drug may be greater in patients with impaired renal function. Because elderly patients are more likely to have decreased renal function, care should be taken in dose selection, and it may be useful to monitor renal function (see **PRECAUTIONS, General** section).

ADVERSE REACTIONS

Gas trointes tinal

Onset of pseudomembranous colitis may occur during or after antibacterial treatment (See **WARNINGS** section). Nausea and vomiting have been reported rarely. The most frequent side effect has been

diarrhea. It was very rarely severe enough to warrant cessation of therapy. Dyspepsia, gastritis, and abdominal pain have also occurred. As with some penicillins and some other cephalosporins, transient hepatitis and cholestatic jaundice have been reported rarely.

Hypersensitivity

Allergic reactions in the form of rash, urticaria, angioedema, and, rarely, erythema multiforme, Stevens-Johnson syndrome, or toxic epidermal necrolysis have been observed. These reactions usually subsided upon discontinuation of the drug. In some of these reactions, supportive therapy may be necessary. Anaphylaxis has also been reported.

Other reactions have included genital and anal pruritus, genital moniliasis, vaginitis and vaginal discharge, dizziness, fatigue, headache, agitation, confusion, hallucinations, arthralgia, arthritis, and joint disorder. Reversible interstitial nephritis has been reported rarely. Eosinophilia, neutropenia, thrombocytopenia, hemolytic anemia, and slight elevations in AST and ALT have been reported.

In addition to the adverse reactions listed above that have been observed in patients treated with cephalexin, the following adverse reactions and altered laboratory tests have been reported for cephalosporin class antibiotics:

Adverse Reactions — Fever, colitis, aplastic anemia, hemorrhage, renal dysfunction, and toxic nephropathy. Several cephalosporins have been implicated in triggering seizures, particularly in patients with renal impairment when the dosage was not reduced (see **INDICATIONS AND USAGE** and **PRECAUTIONS, General** section). If seizures associated with drug therapy should occur, the drug should be discontinued. Anticonvulsant therapy can be given if clinically indicated.

Altered Laboratory Tests — Prolonged prothrombin time, increased BUN, increased creatinine, elevated alkaline phosphatase, elevated bilirubin, elevated LDH, pancytopenia, leukopenia, and agranulocytosis.

To report suspected adverse reactions, contact Virtus Pharmaceuticals, LLC at 1-888-848-3593 or FDA at 1-800-FDA-1088 or www.fda.gov/medwatch.

OVERDOSAGE

Signs and Symptoms

Symptoms of oral overdose may include nausea, vomiting, epigastric distress, diarrhea, and hematuria. If other symptoms are present, it is probably secondary to an underlying disease state, an allergic reaction, or toxicity due to ingestion of a second medication.

Treatment

To obtain up-to-date information about the treatment of overdose, a good resource is your certified Regional Poison Control Center. Telephone numbers of certified poison control centers are listed in the *Physicians' Desk Reference (PDR)*. In managing overdose, consider the possibility of multiple drug overdoses, interaction among drugs, and unusual drug kinetics in your patient.

Unless 5 to 10 times the normal dose of cephalexin has been ingested, gastrointestinal decontamination should not be necessary.

Protect the patient's airway and support ventilation and perfusion. Meticulously monitor and maintain, within acceptable limits, the patient's vital signs, blood gases, serum electrolytes, etc. Absorption of drugs from the gastrointestinal tract may be decreased by giving activated charcoal, which, in many cases, is more effective than emesis or lavage; consider charcoal instead of or in addition to gastric emptying. Repeated doses of charcoal over time may hasten elimination of some drugs that have been absorbed. Safeguard the patient's airway when employing gastric emptying or charcoal.

Forced diuresis, peritoneal dialysis, hemodialysis, or charcoal hemoperfusion have not been established as beneficial for an overdose of cephalexin; however, it would be extremely unlikely that one of these procedures would be indicated.

The oral median lethal dose of cephalexin in rats is >5000 mg/kg.

DOSAGE AND ADMINISTRATION

Cephalexin capsules are administered orally.

Adults

The adult dosage ranges from 1 to 4 g daily in divided doses. The 333 mg and the 750 mg strengths should be administered such that the daily dose is within 1 to 4 grams per day. The usual adult dose is 250 mg every 6 hours. For the following infections, a dosage of 500 mg may be administered every 12 hours: streptococcal pharyngitis, skin and skin structure infections, and uncomplicated cystitis in patients over 15 years of age. Cystitis therapy should be continued for 7 to 14 days. For more severe infections or those caused by less susceptible organisms, larger doses may be needed. If daily doses of cephalexin greater than 4 g are required, parenteral cephalosporins, in appropriate doses, should be considered.

Pediatric Patients

The usual recommended daily dosage for pediatric patients is 25 to 50 mg/kg in divided doses. For streptococcal pharyngitis in patients over 1 year of age and for skin and skin structure infections, the total daily dose may be divided and administered every 12 hours.

In severe infections, the dosage may be doubled.

In the therapy of otitis media, clinical studies have shown that a dosage of 75 to 100 mg/kg/day in 4 divided doses is required.

In the treatment of β -hemolytic streptococcal infections, a therapeutic dosage of cephalexin should be administered for at least 10 days.

HOW SUPPLIED

Cephalexin capsules, USP are available in:

The 250 mg capsules are a white to off white powder filled into size 2 capsules (white opaque cap and white opaque body) that are imprinted with 801 on the cap in black. They are available as follows:

Bottles of 100	NDC 69543-101-10
Bottles of 500	NDC 69543-101-50

The 500 mg capsules are a white to off white powder filled into size 0 capsules (white opaque cap and white opaque body) that are imprinted with 802 on the cap in black. They are available as follows:

Bottles of 100	NDC 69543-102-10
Bottles of 500	NDC 69543-102-50

Store at 25°C (77°F); excursions permitted to 15°-30°C (59°-86°F) [See USP Controlled Room Temperature].

REFERENCES

1. National Committee for Clinical Laboratory Standards. Methods for Dilution Antimicrobial Susceptibility Tests for Bacteria that Grow Aerobically — Fourth Edition. Approved Standard NCCLS Document M7-A4, Vol. 17, No. 2, NCCLS, Wayne, PA, January, 1997.
2. National Committee for Clinical Laboratory Standards. Performance Standards for Antimicrobial Disk Susceptibility Tests — Sixth Edition. Approved Standard NCCLS Document M2-A6, Vol. 17, No. 1, NCCLS, Wayne, PA, January, 1997.
3. National Committee for Clinical Laboratory Standards. Performance Standards for Antimicrobial Susceptibility Testing — Eighth Informational Supplement. Approved Standard NCCLS Document M100-S8, Vol. 18, No. 1, NCCLS, Wayne, PA, January, 1998.

Literature revised March 2015

Manufactured By
Belcher Pharmaceuticals, LLC
Largo, FL 33773

Manufactured For
Virtus Pharmaceuticals, LLC
Tampa, FL 33619
1-888-848-3593

March 2015
L02I-VIR
R-1503

PRINCIPAL DISPLAY PANEL - 250 mg Capsule Bottle Label



VIRTUS
PHARMACEUTICALS

NDC 69543-101-10

CEPHALEXIN
CAPSULES, USP

250 mg

Rx only
100 Capsules

<p>Usual Adult Dose: One Capsule every 6 hours. For more severe infections, dose may be increased, not to exceed 4 g a day. See accompanying literature.</p> <p>Each capsule contains Cephalexin Monohydrate equivalent to 250 mg Cephalexin.</p> <p>Dispense in a tight, light-resistant container.</p> <p>KEEP THIS AND ALL DRUGS OUT OF THE REACH OF CHILDREN.</p> <p>KEEP TIGHTLY CLOSED.</p> <p>Store at 25°C (77°F); excursions permitted to 15°-30°C (59°-86°F) [See USP Controlled Room Temperature].</p>	<p> VIRTUS PHARMACEUTICALS</p> <p>NDC 69543-101-10</p> <p>CEPHALEXIN CAPSULES, USP</p> <p>250 mg</p> <p>Rx only 100 Capsules</p>	<p>Manufactured by: Belcher Pharmaceuticals, LLC, Largo, Florida 33773, USA Manufactured for: Virtus Pharmaceuticals, LLC, Tampa, FL 33619 1-888-848-3593</p> <p>Lot #</p> <p>Exp Date</p>	<p> N 69543-10110 1</p> <p>L801L-02-VIR R-1503</p>
---	--	--	---

PRINCIPAL DISPLAY PANEL - 500 mg Capsule Bottle Label

VIRTUS
PHARMACEUTICALS

NDC 69543-102-10

CEPHALEXIN
CAPSULES, USP

500 mg

Rx only
100 Capsules

Usual Adult Dose: See accompanying package insert.

Each capsule contains Cephalixin Monohydrate equivalent to 500 mg Cephalixin.

Dispense in a tight, light-resistant container.

KEEP THIS AND ALL DRUGS OUT OF THE REACH OF CHILDREN.

KEEP TIGHTLY CLOSED.

Store at 25°C (77°F); excursions permitted to 15°-30°C (59°-86°F) [See USP Controlled Room Temperature].

VIRTUS
PHARMACEUTICALS
NDC 69543-102-10
CEPHALEXIN
CAPSULES, USP
500 mg
Rx only
100 Capsules

Manufactured by: Belcher Pharmaceuticals, LLC,
Largo, Florida 33773, USA
Manufactured for: Virtus Pharmaceuticals, LLC,
Tampa, FL 33619
1-888-848-3593

Lot #
Exp Date

L802L-02-VIR
R-1503

69543-10210 8

CEPHALEXIN

cephalexin capsule

Product Information

Product Type	HUMAN PRESCRIPTION DRUG	Item Code (Source)	NDC:69543-101
Route of Administration	ORAL		

Active Ingredient/Active Moiety

Ingredient Name	Basis of Strength	Strength
cephalexin (UNII: OBN7UDS42Y) (cephalexin anhydrous - UNII:5SFF1W6677)	cephalexin anhydrous	250 mg

Inactive Ingredients

Ingredient Name	Strength
anhydrous lactose (UNII: 3S Y5LH9 PMK)	
GELATIN, UNSPECIFIED (UNII: 2G86QN327L)	
magnesium stearate (UNII: 70097M6 I30)	
talc (UNII: 7SEV7J4RIU)	
titanium dioxide (UNII: 15FIX9 V2JP)	
ferrosoferric oxide (UNII: XM0 M8 7F357)	

Product Characteristics

Color	WHITE (opaque)	Score	no score
Shape	CAPSULE	Size	20mm
Flavor		Imprint Code	801
Contains			

Packaging

#	Item Code	Package Description	Marketing Start Date	Marketing End Date
1	NDC:69543-101-10	100 in 1 BOTTLE; Type 0: Not a Combination Product	06/02/2015	11/30/2017
2	NDC:69543-101-50	500 in 1 BOTTLE; Type 0: Not a Combination Product	06/02/2015	07/31/2018

Marketing Information

Marketing Category	Application Number or Monograph Citation	Marketing Start Date	Marketing End Date
ANDA	ANDA062713	06/02/2015	07/31/2018

CEPHALEXIN

cephalexin capsule

Product Information

Product Type	HUMAN PRESCRIPTION DRUG	Item Code (Source)	NDC:69543-102
Route of Administration	ORAL		

Active Ingredient/Active Moiety

Ingredient Name	Basis of Strength	Strength
cephalexin (UNII: OBN7UDS42Y) (cephalexin anhydrous - UNII:5SFF1W6677)	cephalexin anhydrous	500 mg

Inactive Ingredients

Ingredient Name	Strength
anhydrous lactose (UNII: 3SY5LH9PMK)	
GELATIN, UNSPECIFIED (UNII: 2G86QN327L)	
magnesium stearate (UNII: 70097M6I30)	
talc (UNII: 7SEV7J4R1U)	
titanium dioxide (UNII: 15FIX9V2JP)	
ferrosoferric oxide (UNII: XM0M87F357)	

Product Characteristics

Color	WHITE (opaque)	Score	no score
Shape	CAPSULE	Size	20mm
Flavor		Imprint Code	802

Contains**Packaging**

#	Item Code	Package Description	Marketing Start Date	Marketing End Date
1	NDC:69543-102-10	100 in 1 BOTTLE; Type 0: Not a Combination Product	06/02/2015	12/30/2017
2	NDC:69543-102-50	500 in 1 BOTTLE; Type 0: Not a Combination Product	06/02/2015	

Marketing Information

Marketing Category	Application Number or Monograph Citation	Marketing Start Date	Marketing End Date
ANDA	ANDA062713	06/02/2015	

Labeler - Virtus Pharmaceuticals (079659493)**Establishment**

Name	Address	ID/FEI	Business Operations
Belcher Pharmaceuticals, LLC		965167955	MANUFACTURE(69543-102)

Revised: 12/2019

Virtus Pharmaceuticals