

VASOPRESSIN- vasopressin injection
HF Acquisition Co LLC, DBA HealthFirst

VASOPRESSIN INJECTION USP 20 UNITS PER mL 1mL VIAL

HIGHLIGHTS OF PRESCRIBING INFORMATION

These highlights do not include all the information needed to use VASOPRESSIN INJECTION safely and effectively. See full prescribing information for VASOPRESSIN INJECTION.

VASOPRESSIN injection, for intravenous use

Initial U.S. Approval: 2014

INDICATIONS AND USAGE

Vasopressin injection is indicated to increase blood pressure in adults with vasodilatory shock who remain hypotensive despite fluids and catecholamines. (1)

DOSAGE AND ADMINISTRATION

Dilute 20 units/mL multiple dose vial contents with normal saline (0.9% sodium chloride) or 5% dextrose in water (D5W) to either 0.1 units/mL or 1 unit/mL for intravenous administration. Discard unused diluted solution after 18 hours at room temperature or 24 hours under refrigeration. (2)

Post-cardiotomy shock: 0.03 to 0.1 units/minute (2)

Septic shock: 0.01 to 0.07 units/minute (2)

DOSAGE FORMS AND STRENGTHS

Injection: 20 units/mL in a multiple dose vial. To be used after dilution. (3)

CONTRAINDICATIONS

Vasopressin injection is contraindicated in patients with known allergy or hypersensitivity to 8-L-arginine vasopressin or chlorobutanol. (4)

WARNINGS AND PRECAUTIONS

Can worsen cardiac function. (5)

Reversible diabetes insipidus (5)

ADVERSE REACTIONS

The most common adverse reactions include decreased cardiac output, bradycardia, tachyarrhythmias, hyponatremia and ischemia (coronary, mesenteric, skin, digital). (6)

To report SUSPECTED ADVERSE REACTIONS, contact AuroMedics Pharma LLC at 1-866-850-2876 or FDA at 1-800-FDA-1088 or www.fda.gov/medwatch.

DRUG INTERACTIONS

Pressor effects of catecholamines and vasopressin injection are expected to be additive. (7)

Indomethacin may prolong effects of vasopressin injection. (7)

Co-administration of ganglionic blockers or drugs causing SIADH may increase the pressor response. (7)

Co-administration of drugs causing diabetes insipidus may decrease the pressor response. (7)

USE IN SPECIFIC POPULATIONS

Pregnancy: May induce uterine contractions. (8)

Pediatric Use: Safety and effectiveness have not been established. (8)

Geriatric Use: No safety issues have been identified in older patients. (8)

Revised: 6/2022

TABLE OF CONTENTS

FULL PRESCRIBING INFORMATION: CONTENTS*

1 INDICATIONS AND USAGE

2 DOSAGE AND ADMINISTRATION

2.1 Preparation of Solution

2.2 Administration

3 DOSAGE FORMS AND STRENGTHS

4 CONTRAINDICATIONS

5 WARNINGS AND PRECAUTIONS

5.1 Worsening Cardiac Function

5.2 Reversible Diabetes Insipidus

6 ADVERSE REACTIONS

7 DRUG INTERACTIONS

7.1 Catecholamines

7.2 Indomethacin

7.3 Ganglionic Blocking Agents

7.4 Drugs Suspected of Causing SIADH

7.5 Drugs Suspected of Causing Diabetes Insipidus

8 USE IN SPECIFIC POPULATIONS

8.1 Pregnancy

8.2 Lactation

8.4 Pediatric Use

8.5 Geriatric Use

10 OVERDOSAGE

11 DESCRIPTION

12 CLINICAL PHARMACOLOGY

12.1 Mechanism of Action

12.2 Pharmacodynamics

12.3 Pharmacokinetics

13 NONCLINICAL TOXICOLOGY

13.1 Carcinogenesis, Mutagenesis, Impairment of Fertility

13.2 Animal Toxicology and/or Pharmacology

14 CLINICAL STUDIES16 HOW SUPPLIED/STORAGE AND HANDLING

*Sections or subsections omitted from the full prescribing information are not listed.

1 INDICATIONS & USAGE

Vasopressin injection is indicated to increase blood pressure in adults with vasodilatory shock who remain hypotensive despite fluids and catecholamines.

2 DOSAGE & ADMINISTRATION

2.1 Preparation of Solution

Inspect parenteral drug products for particulate matter and discoloration prior to use, whenever solution and container permit.

Vasopressin Injection Solution for Dilution, 20 units/mL

Dilute vasopressin injection in normal saline (0.9% sodium chloride) or 5% dextrose in water (D5W) prior to use for intravenous administration. Discard unused diluted solution after 18 hours at room temperature or 24 hours under refrigeration.

Table 1 Preparation of diluted solutions

Fluid restriction?	Final concentration	Mix	
		Vasopressin injection	Diluent
No	0.1 units/mL	2.5 mL (50 units)	500 mL
Yes	1 unit/mL	5 mL (100 units)	100 mL

2.2 Administration

In general, titrate to the lowest dose compatible with a clinically acceptable response.

The recommended starting dose is:

Post-cardiotomy shock: 0.03 units/minute

Septic Shock: 0.01 units/minute

Titrate up by 0.005 units/minute at 10-to 15-minute intervals until the target blood pressure is reached. There are limited data for doses above 0.1 units/minute for post-cardiotomy shock and 0.07 units/minute for septic shock. Adverse reactions are expected to increase with higher doses.

After target blood pressure has been maintained for 8 hours without the use of catecholamines, taper vasopressin injection by 0.005 units/minute every hour as tolerated to maintain target blood pressure.

3 DOSAGE FORMS & STRENGTHS

Vasopressin injection, USP is a clear, practically colorless solution for intravenous administration available as 20 units/mL in a multiple-dose vial. To be used after dilution.

4 CONTRAINDICATIONS

Vasopressin injection is contraindicated in patients with known allergy or hypersensitivity to 8-L-arginine vasopressin or chlorobutanol.

5 WARNINGS AND PRECAUTIONS

5.1 Worsening Cardiac Function

A decrease in cardiac index may be observed with the use of vasopressin.

5.2 Reversible Diabetes Insipidus

Patients may experience reversible diabetes insipidus, manifested by the development of polyuria, a dilute urine, and hypernatremia, after cessation of treatment with vasopressin. Monitor serum electrolytes, fluid status and urine output after vasopressin discontinuation. Some patients may require readministration of vasopressin or administration of desmopressin to correct fluid and electrolyte shifts.

6 ADVERSE REACTIONS

The following adverse reactions associated with the use of vasopressin were identified in the literature. Because these reactions are reported voluntarily from a population of uncertain size, it is not possible to estimate their frequency reliably or to establish a causal relationship to drug exposure.

Bleeding/lymphatic system disorders: Hemorrhagic shock, decreased platelets, intractable bleeding

Cardiac disorders: Right heart failure, atrial fibrillation, bradycardia, myocardial ischemia

Gastrointestinal disorders: Mesenteric ischemia

Hepatobiliary: Increased bilirubin levels

Renal/urinary disorders: Acute renal insufficiency

Vascular disorders: Distal limb ischemia

Metabolic: Hyponatremia

Skin: Ischemic lesions

Postmarketing Experience

Reversible diabetes insipidus [see WARNINGS AND PRECAUTIONS (5.2)]

7 DRUG INTERACTIONS

7.1 Catecholamines

Use with catecholamines is expected to result in an additive effect on mean arterial blood pressure and other hemodynamic parameters. Hemodynamic monitoring is recommended; adjust the dose of vasopressin as needed.

7.2 Indomethacin

Use with indomethacin may prolong the effect of vasopressin on cardiac index and systemic vascular resistance. Hemodynamic monitoring is recommended; adjust the dose of vasopressin as needed [see CLINICAL PHARMACOLOGY (12.3)].

7.3 Ganglionic Blocking Agents

Use with ganglionic blocking agents may increase the effect of vasopressin on mean arterial blood pressure. Hemodynamic monitoring is recommended; adjust the dose of vasopressin as needed [see CLINICAL PHARMACOLOGY (12.3)].

7.4 Drugs Suspected of Causing SIADH

Use with drugs suspected of causing SIADH (e.g., SSRIs, tricyclic antidepressants, haloperidol, chlorpropamide, enalapril, methyldopa, pentamidine, vincristine, cyclophosphamide, ifosfamide, felbamate) may increase the pressor effect in addition to the antidiuretic effect of vasopressin. Hemodynamic monitoring is recommended; adjust the dose of vasopressin as needed.

7.5 Drugs Suspected of Causing Diabetes Insipidus

Use with drugs suspected of causing diabetes insipidus (e.g., demeclocycline, lithium, foscarnet, clozapine) may decrease the pressor effect in addition to the antidiuretic effect of vasopressin. Hemodynamic monitoring is recommended; adjust the dose of vasopressin as needed.

8 USE IN SPECIFIC POPULATIONS

8.1 Pregnancy

Risk Summary

There are no available data on vasopressin use in pregnant women to inform a drug associated risk of major birth defects, miscarriage, or adverse maternal or fetal outcomes. Animal reproduction studies have not been conducted with vasopressin.

Clinical Considerations

Dose adjustments during pregnancy and the postpartum period: Because of increased clearance of vasopressin in the second and third trimester, the dose of vasopressin may need to be increased [see DOSAGE AND ADMINISTRATION (2.2) and CLINICAL PHARMACOLOGY (12.3)].

Maternal adverse reactions: Vasopressin may produce tonic uterine contractions that could threaten the continuation of pregnancy.

8.2 Lactation

There are no data on the presence of vasopressin injection in either human or animal milk, the effects on the breastfed infant, or the effects on milk production.

8.4 Pediatric Use

Safety and effectiveness of vasopressin in pediatric patients with vasodilatory shock have not been established.

8.5 Geriatric Use

Clinical studies of vasopressin did not include sufficient numbers of subjects aged 65 and over to determine whether they respond differently from younger subjects. Other reported clinical experience has not identified differences in responses between the elderly and younger patients. In general, dose selection for an elderly patient should be cautious, usually starting at the low end of the dosing range, reflecting the greater frequency of decreased hepatic, renal, or cardiac function, and of concomitant disease or other drug therapy [see WARNINGS AND PRECAUTIONS (5), ADVERSE REACTIONS (6), and CLINICAL PHARMACOLOGY (12.3)].

10 OVERDOSAGE

Overdosage with vasopressin can be expected to manifest as consequences of vasoconstriction of various vascular beds (peripheral, mesenteric, and coronary) and as hyponatremia. In addition, overdosage may lead less commonly to ventricular tachyarrhythmias (including Torsade de Pointes), rhabdomyolysis, and non-specific gastrointestinal symptoms.

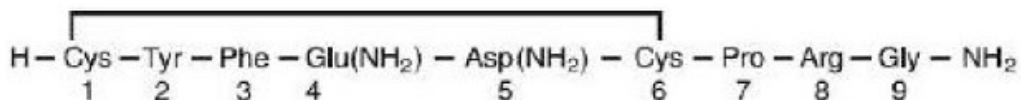
Direct effects will resolve within minutes of withdrawal of treatment.

11 DESCRIPTION

Vasopressin is a polypeptide hormone. Vasopressin injection USP, is a sterile, clear, practically colorless aqueous solution of synthetic arginine vasopressin for intravenous administration.

The 1 mL solution contains vasopressin 20 units/mL, chlorobutanol, NF 0.5% as a preservative and Water for Injection, USP adjusted with glacial acetic acid, USP to pH 3.0 to 3.4.

The chemical name of vasopressin is Cyclo (1-6) L-Cysteiny-L-Tyrosyl-L-Phenylalanyl-L-Glutaminy-L-Asparaginy-L-Cysteiny-L-Prolyl-L-Arginy-L-Glycinamide. It is a white to off-white amorphous powder, freely soluble in water. The structural formula is:



Molecular Formula: C₄₆H₆₅N₁₅O₁₂S₂ Molecular Weight: 1084.24 Daltons

One mg is equivalent to 530 units.

12 CLINICAL PHARMACOLOGY

12.1 Mechanism of Action

Vasopressin causes vasoconstriction by binding to V₁ receptors on vascular smooth muscle coupled to the Gq/11-phospholipase C-phosphatidyl-inositol-triphosphate pathway, resulting in the release of intracellular calcium. In addition, vasopressin stimulates antidiuresis via stimulation of V₂ receptors which are coupled to adenylyl cyclase.

12.2 Pharmacodynamics

At therapeutic doses exogenous vasopressin elicits a vasoconstrictive effect in most vascular beds including the splanchnic, renal and cutaneous circulation. In addition, vasopressin at pressor doses triggers contractions of smooth muscles in the gastrointestinal tract mediated by muscular V₁-receptors and release of prolactin and ACTH via V₃ receptors. At lower concentrations typical for the antidiuretic hormone vasopressin inhibits water diuresis via renal V₂ receptors. In addition, vasopressin has been demonstrated to cause vasodilation in numerous vascular beds that are mediated by V₂, V₃, oxytocin and purinergic P₂ receptors.

In patients with vasodilatory shock vasopressin in therapeutic doses increases systemic vascular resistance and mean arterial blood pressure and reduces the dose requirements for norepinephrine. Vasopressin tends to decrease heart rate and cardiac output. The pressor effect is proportional to the infusion rate of exogenous vasopressin. The pressor effect reaches its peak within 15 minutes. After stopping the infusion the pressor effect fades within 20 minutes. There is no evidence for tachyphylaxis or tolerance to the pressor effect of vasopressin in patients.

12.3 Pharmacokinetics

Vasopressin plasma concentrations increase linearly with increasing infusion rates from 10 to 200 µU/kg/min. Steady state plasma concentrations are achieved after 30 minutes of continuous intravenous infusion.

Distribution

Vasopressin does not appear to bind plasma protein. The volume of distribution is 140 mL/kg.

Elimination

At infusion rates used in vasodilatory shock (0.01 to 0.1 units/minute), the clearance of vasopressin is 9 to 25 mL/min/kg in patients with vasodilatory shock. The apparent t_{1/2} of vasopressin at these levels is ≤10 minutes.

Metabolism

Serine protease, carboxipeptidase and disulfide oxido-reductase cleave vasopressin at sites relevant for the pharmacological activity of the hormone. Thus, the generated metabolites are not expected to retain important pharmacological activity.

Excretion

Vasopressin is predominantly metabolized and only about 6% of the dose is excreted unchanged into urine.

Specific Populations

Pregnancy: Because of a spillover into blood of placental vasopressinase, the clearance of exogenous and endogenous vasopressin increases gradually over the course of a pregnancy. During the first trimester of pregnancy, the clearance is only slightly increased. However, by the third trimester the clearance of vasopressin is increased about 4-fold and at term up to 5-fold. After delivery, the clearance of vasopressin returns to preconception baseline within two weeks.

Drug Interactions

Indomethacin more than doubles the time to offset for vasopressin's effect on peripheral vascular resistance and cardiac output in healthy subjects [see DRUG INTERACTIONS (7.2)].

The ganglionic blocking agent tetra-ethylammonium increases the pressor effect of vasopressin by 20% in healthy subjects [see DRUG INTERACTIONS (7.3)].

Halothane, morphine, fentanyl, alfentanil and sufentanil do not impact exposure to endogenous vasopressin.

13 NONCLINICAL TOXICOLOGY

13.1 Carcinogenesis, Mutagenesis, Impairment of Fertility

No formal carcinogenicity or fertility studies with vasopressin have been conducted in animals. Vasopressin was found to be negative in the in vitro bacterial mutagenicity (Ames) test and the in vitro Chinese hamster ovary (CHO) cell chromosome aberration test. In mice, vasopressin has been reported to have an effect on function and fertilizing ability of spermatozoa.

13.2 Animal Toxicology and/or Pharmacology

No toxicology studies were conducted with vasopressin.

14 CLINICAL STUDIES

Increases in systolic and mean blood pressure following administration of vasopressin were observed in 7 studies in septic shock and 8 in post-cardiotomy vasodilatory shock.

16 HOW SUPPLIED/STORAGE AND HANDLING

Vasopressin injection, USP is a clear, practically colorless solution for intravenous administration available as:

NDC 51662-1623-1 VASOPRESSIN INJECTION USP 20 UNITS PER mL 1mL VIAL

NDC 51662-1623-2 VASOPRESSIN INJECTION USP 20 UNITS PER mL 1mL VIAL, IN A POUCH

Store between 2°C and 8°C (36°F and 46°F). Do not freeze.

Vials may be held up to 12 months upon removal from refrigeration to room temperature storage conditions (20°C to 25°C [68°F to 77°F], see USP Controlled Room Temperature), anytime within the labeled shelf life. Once removed from refrigeration, unopened vial should be marked to indicate the revised 12 month expiration date. If the manufacturer's original expiration date is shorter than the revised expiration date, then the shorter date must be used. Do not use vasopressin injection, USP beyond the manufacturer's expiration date stamped on the vial.

After initial entry into the vial, the remaining contents must be refrigerated. Discard the refrigerated vial after 48 hours after first puncture.

The storage conditions and expiration periods are summarized in the following table.

	Unopened Refrigerated 2°C to 8°C (36°F to 46°F)	Unopened Room Temperature 20°C to 25°C (68°F to 77°F) Do not store above 25°C (77°F)	Opened (After First Puncture)
1 mL Vial	Until manufacturer expiration date	12 months or until manufacturer expiration date, whichever is earlier	48 hours

The vial stopper is not made with natural rubber latex.

PRINCIPAL DISPLAY PANEL - NDC 51662-1623-1

NDC 51662-1623-1 SERIALIZED LABELING

(01)00351662162316

(17)230919

(21)351662141212

(10)HF1234TESTING

SEE MANUFACTURE'S INSERT

DISTRIBUTED BY HF ACQUISITIONS CO., LLC


MUKILTEO, WA 98275

RX ONLY



VIAL LABEL

Top Layer Printing side



355150370016

Rx only NDC 55150-370-01 Mfd. in India for:
AuroMedics Pharma LLC
E. Windsor, NJ 08520

Vasopressin
Injection, USP

20 Units per mL

For Intravenous Infusion
Must be diluted prior to use
SYNTHETIC
1 mL Multiple Dose Vial

BATCH:

EXPIRY:

P1424591

Peel Here

Base Layer

Glue Area

Store between 2°C and 8°C (36°F to 46°F). Do not store above 25°C (77°F).

Usual Dosage: See full prescribing information.

After initial entry into the vial, the remaining contents must be used within 48 hours.

Code: TS/DRUGS/13/2010

P1424591

PRINCIPAL DISPLAY PANEL - NDC 51662-1623-2

NDC 51662-1623-2 SERIALIZED POUCH LABELING

VASOPRESSIN INJECTION USP 20 UNITS PER mL
1 mL VIAL

NDC: 51662-1623-2
LOT: 789210
EXP: 2023-09-19

(01) 00351662162323
(10) 789210
(17) 230919
(21) 351662141212


FOR INTRAVENOUS INFUSION. MUST BE DILUTED PRIOR TO USE.
SYNTHETIC. USUAL DOSAGE: SEE FULL PRESCRIBING INFORMATION.
EACH mL SOLUTION CONTAINS VASOPRESSIN 20 UNITS/mL,
CHLOROBUTANOL, NF 0.5% AS A PRESERVATIVE, AND WATER FOR
INJECTION, USP ADJUSTED WITH GLACIAL ACETIC ACID, USP TO pH 3.0
TO 3.4. AFTER INITIAL ENTRY INTO THE VIAL, THE REMAINING
CONTENTS MUST BE USED WITHIN 48 HOURS. DISCARD PREPARED
INFUSION SOLUTIONS AFTER 18 HOURS AT ROOM TEMPERATURE OR 24
HOURS REFRIGERATED. THE VIAL STOPPER IS NOT MADE WITH NATURAL
RUBBER LATEX. STORE BETWEEN 2°C AND 8°C (36°F AND 46°F). DO NOT STORE
ABOVE 25°C (77°F). VIAL MAY BE HELD AT 20°C TO 25°C (68°F TO 77°F) FOR UP
TO 12 MONTHS.

See manufacturer's package insert
ORIGINAL MFG NDC: 55150-370-25
RX ONLY
Manufactured by HF Acquisition Co., LLC
Mukilteo, WA 98275



SERIALIZED RFID LABELING - POUCH NDC 51662-1623-2

(01) 00351662162323
(17) 300101
(21) 233834117233
(10) 123456




See manufacturer's package insert
Distributed by HF Acquisition Co., LLC
Mukilteo WA 98275

RX ONLY

VIAL LABELING

Top Layer Printing side



6 1 0 1 0 3 7 0 0 1 9
N 3 5 5 1 5 0 3 7 0 0 1 9

Rx only NDC 55150-370-01

Vasopressin
Injection, USP

20 Units per mL

For Intravenous Infusion
Must be diluted prior to use
SYNTHETIC
1 mL Multiple Dose Vial

Mfd. in India for:
AuroMedics Pharma LLC
E. Windsor, NJ 08520

P1424591

BATCH:

EXPIRY:

Peel Here

Base Layer

Glue Area

Store between 2°C and 8°C (36°F to 46°F). Do not store above 25°C (77°F).

Usual Dosage: See full prescribing information.

After initial entry into the vial, the remaining contents must be used within 48 hours.

Code: TS/DRUGS/13/2010

P1424591

VASOPRESSIN

vasopressin injection

Product Information

Product Type	HUMAN PRESCRIPTION DRUG	Item Code (Source)	NDC:51662-1623(NDC:55150-370)
Route of Administration	INTRAVENOUS		

Active Ingredient/Active Moiety

Ingredient Name	Basis of Strength	Strength
VASOPRESSIN, UNSPECIFIED (UNII: Y87Y826H08) (VASOPRESSIN, UNSPECIFIED - UNII:Y87Y826H08)	VASOPRESSIN, UNSPECIFIED	20 [USP'U] in 1 mL

Inactive Ingredients

Ingredient Name	Strength
CHLOROBUTANOL (UNII: HM4YQM8WRC)	
WATER (UNII: 059QF0KO0R)	
ACETIC ACID (UNII: Q40Q9N063P)	

Packaging

#	Item Code	Package Description	Marketing Start Date	Marketing End Date
1	NDC:51662-1623-1	1 mL in 1 VIAL, MULTI-DOSE; Type 0: Not a Combination Product	03/02/2023	
2	NDC:51662-1623-2	1 in 1 POUCH	03/02/2023	
2		1 mL in 1 VIAL, MULTI-DOSE; Type 0: Not a Combination Product		

Marketing Information

Marketing Category	Application Number or Monograph Citation	Marketing Start Date	Marketing End Date
ANDA	ANDA214314	03/02/2023	

Labeler - HF Acquisition Co LLC, DBA HealthFirst (045657305)

Registrant - HF Acquisition Co LLC, DBA HealthFirst (045657305)

Establishment

Name	Address	ID/FEI	Business Operations
HF Acquisition Co LLC, DBA HealthFirst		045657305	relabel(51662-1623)

Revised: 7/2025

HF Acquisition Co LLC, DBA HealthFirst