

ZOLEDRONIC ACID- zoledronic acid injection

Breckenridge Pharmaceutical, Inc

HIGHLIGHTS OF PRESCRIBING INFORMATION

These highlights do not include all the information needed to use ZOLEDRONIC ACID INJECTION safely and effectively. See full prescribing information for ZOLEDRONIC ACID INJECTION.

ZOLEDRONIC ACID Injection, for intravenous infusion

Initial U.S. Approval: 2001

INDICATIONS AND USAGE

Zoledronic Acid, Injection is a bisphosphonate indicated for:

- Treatment of Paget's disease of bone in men and women (1.5)

DOSAGE AND ADMINISTRATION

Infusion given intravenously over no less than 15 minutes:

- Treatment of Paget's disease of bone: a single 5 mg infusion. Patients should receive 1500 mg elemental calcium and 800 international units vitamin D daily (2.6)

DOSAGE FORMS AND STRENGTHS

5 mg in a 100 mL ready-to-infuse solution (3)

CONTRAINDICATIONS

- Hypocalcemia (4)
- Patients with creatinine clearance less than 35 mL/min and in those with evidence of acute renal impairment. (4, 5.3)
- Hypersensitivity to any component of Zoledronic Acid Injection (4, 6.2)

WARNINGS AND PRECAUTIONS

- *Products Containing Same Active Ingredient:* Patients receiving Zometa® should not receive Zoledronic Acid Injection (5.1)
- *Hypocalcemia may worsen during treatment.* Patients must be adequately supplemented with calcium and vitamin D (5.2)
- *Renal Impairment:* A single dose should not exceed 5 mg and the duration of infusion should be no less than 15 minutes. Renal toxicity may be greater in patients with underlying renal impairment or with other risk factors, including advanced age or dehydration. Monitor creatinine clearance before each dose (2.7, 5.3)
- *Osteonecrosis of the Jaw (ONJ)* has been reported. All patients should have a routine oral exam by the prescriber prior to treatment (5.4)
- *Atypical Femur Fractures* have been reported. Patients with thigh or groin pain should be evaluated to rule out a femoral fracture (5.5)
- *Pregnancy:* Zoledronic Acid Injection can cause fetal harm. Women of childbearing potential should be advised (5.6, 8.1)
- *Severe Bone, Joint, and Muscle Pain* may occur. Withhold future doses of Zoledronic Acid Injection if severe symptoms occur (5.7)

ADVERSE REACTIONS

The most common adverse reactions (greater than 10%) were pyrexia, myalgia, headache, arthralgia, pain in extremity (6.1). Other clinically important adverse reactions were flu-like illness, nausea, vomiting, diarrhea (6.2), and eye inflammation (6.1).

To report SUSPECTED ADVERSE REACTIONS, contact Breckenridge Pharmaceutical, Inc. at 1-800-367-3395 or FDA at 1-800-FDA-1088 or www.fda.gov/medwatch.

DRUG INTERACTIONS

- Aminoglycosides: May lower serum calcium for prolonged periods (7.1)
- Loop diuretics: May increase risk of hypocalcemia (7.2)
- Nephrotoxic drugs: Use with caution (7.3)
- Drugs primarily excreted by the kidney: Exposure may be increased with renal impairment. Monitor serum creatinine in patients at risk (7.4)

USE IN SPECIFIC POPULATIONS

Nursing Mothers: Zoledronic Acid Injection should not be given to nursing women (8.3)

Pediatric Use: Not indicated for use in pediatric patients (8.4)

Geriatric Use: Special care to monitor renal function (8.5)

FULL PRESCRIBING INFORMATION: CONTENTS*

1 INDICATIONS AND USAGE

- 1.5 Paget's Disease of Bone

2 DOSAGE AND ADMINISTRATION

- 2.1 Important Administration Instructions
- 2.6 Treatment of Paget's Disease of Bone
- 2.7 Laboratory Testing and Oral Examination Prior to Administration
- 2.8 Calcium and Vitamin D Supplementation
- 2.9 Method of Administration

3 DOSAGE FORMS AND STRENGTHS

4 CONTRAINDICATIONS

5 WARNINGS AND PRECAUTIONS

- 5.1 Drug Products with Same Active Ingredient
- 5.2 Hypocalcemia and Mineral Metabolism
- 5.3 Renal Impairment
- 5.4 Osteonecrosis of the Jaw
- 5.5 Atypical Subtrochanteric and Diaphyseal Femoral Fractures
- 5.6 Pregnancy
- 5.7 Musculoskeletal Pain
- 5.8 Patients with Asthma

6 ADVERSE REACTIONS

- 6.1 Clinical Trials Experience
- 6.2 Post-Marketing Experience

7 DRUG INTERACTIONS

- 7.1 Aminoglycosides
- 7.2 Loop Diuretics
- 7.3 Nephrotoxic Drugs
- 7.4 Drugs Primarily Excreted by the Kidney

8 USE IN SPECIFIC POPULATIONS

- 8.1 Pregnancy
- 8.3 Nursing Mothers
- 8.4 Pediatric Use
- 8.5 Geriatric Use
- 8.6 Renal Impairment
- 8.7 Hepatic Impairment

10 OVERDOSAGE

11 DESCRIPTION

12 CLINICAL PHARMACOLOGY

- 12.1 Mechanism of Action
- 12.3 Pharmacokinetics

13 NONCLINICAL TOXICOLOGY

- 13.1 Carcinogenesis, Mutagenesis, Impairment of Fertility
- 13.2 Animal Pharmacology
- 13.3 Reproductive and Developmental Toxicology

14 CLINICAL STUDIES

- 14.5 Treatment of Paget's Disease of Bone

16 HOW SUPPLIED/STORAGE AND HANDLING

17 PATIENT COUNSELING INFORMATION

* Sections or subsections omitted from the full prescribing information are not listed.

FULL PRESCRIBING INFORMATION

1 INDICATIONS AND USAGE

1.5 Paget's Disease of Bone

Zoledronic Acid Injection is indicated for treatment of Paget's disease of bone in men and women. Treatment is indicated in patients with Paget's disease of bone with elevations in serum alkaline phosphatase of two times or higher than the upper limit of the age-specific normal reference range, or those who are symptomatic, or those at risk for complications from their disease [see *Clinical Studies* (14.5)].

2 DOSAGE AND ADMINISTRATION

2.1 Important Administration Instructions

Zoledronic Acid Injection must be administered as an intravenous infusion over no less than 15 minutes.

- Patients must be appropriately hydrated prior to administration of Zoledronic Acid Injection [see *Warnings and Precautions* (5.3)].
- Parenteral drug products should be inspected visually for particulate matter and discoloration prior to administration, whenever solution and container permit.
- Intravenous infusion should be followed by a 10 mL normal saline flush of the intravenous line.
- Administration of acetaminophen following Zoledronic Acid Injection administration may reduce the incidence of acute-phase reaction symptoms.

2.6 Treatment of Paget's Disease of Bone

The recommended dose is a 5 mg infusion. The infusion time must not be less than 15 minutes given over a constant infusion rate.

Re-treatment of Paget's Disease

After a single treatment with Zoledronic Acid Injection in Paget's disease an extended remission period is observed. Specific re-treatment data are not available. However, re-treatment with Zoledronic Acid Injection may be considered in patients who have relapsed, based on increases in serum alkaline phosphatase, or in those patients who failed to achieve normalization of their serum alkaline phosphatase, or in those patients with symptoms, as dictated by medical practice.

2.7 Laboratory Testing and Oral Examination Prior to Administration

- Prior to administration of each dose of Zoledronic Acid Injection, obtain a serum creatinine and creatinine clearance should be calculated based on actual body weight using Cockcroft-Gault formula before each Zoledronic Acid Injection dose. Zoledronic Acid Injection is contraindicated in patients with creatinine clearance less than 35 mL/min and in those with evidence of acute renal impairment. A 5 mg dose of Zoledronic Acid Injection administered intravenously is recommended for patients with creatinine clearance greater than or equal to 35 mL/min. There are no safety or efficacy data to support the adjustment of the Zoledronic Acid Injection dose based on baseline renal function. Therefore, no dose adjustment is required in patients with CrCl greater than or equal to 35 mL/min [see *Contraindications* (4), *Warnings and Precautions* (5.3)].
- A routine oral examination should be performed by the prescriber prior to initiation of Zoledronic

Acid Injection treatment [see *Warnings and Precautions* (5.4)].

2.8 Calcium and Vitamin D Supplementation

- Instruct patients being treated for Paget's disease of bone on the importance of calcium and vitamin D supplementation in maintaining serum calcium levels, and on the symptoms of hypocalcemia. All patients should take 1500 mg elemental calcium daily in divided doses (750 mg two times a day, or 500 mg three times a day) and 800 international units vitamin D daily, particularly in the 2 weeks following Zoledronic Acid Injection administration [see *Warnings and Precautions* (5.2)].

2.9 Method of Administration

The Zoledronic Acid Injection infusion time must not be less than 15 minutes given over a constant infusion rate.

The i.v. infusion should be followed by a 10 mL normal saline flush of the intravenous line.

Zoledronic Acid Injection solution for infusion must not be allowed to come in contact with any calcium or other divalent cation-containing solutions, and should be administered as a single intravenous solution through a separate vented infusion line.

If refrigerated, allow the refrigerated solution to reach room temperature before administration. After opening, the solution is stable for 24 hours at 2°C - 8°C (36°F - 46°F) [see *How Supplied/Storage and Handling* (16)].

3 DOSAGE FORMS AND STRENGTHS

5 mg in a 100 mL ready to infuse solution.

4 CONTRAINDICATIONS

Zoledronic Acid Injection is contraindicated in patients with the following conditions:

- Hypocalcemia [see *Warnings and Precautions* (5.2)]
- Creatinine clearance less than 35 mL/min and in those with evidence of acute renal impairment due to an increased risk of renal failure [see *Warnings and Precautions* (5.3)].
- Known hypersensitivity to zoledronic acid or any components of Zoledronic Acid Injection. Hypersensitivity reactions including urticaria, angioedema, and anaphylactic reaction/shock have been reported [see *Adverse Reactions* (6.2)].

5 WARNINGS AND PRECAUTIONS

5.1 Drug Products with Same Active Ingredient

Zoledronic Acid Injection contains the same active ingredient found in Zometa, used for oncology indications, and a patient being treated with Zometa should not be treated with Zoledronic Acid Injection.

5.2 Hypocalcemia and Mineral Metabolism

Pre-existing hypocalcemia and disturbances of mineral metabolism (e.g., hypoparathyroidism, thyroid surgery, parathyroid surgery; malabsorption syndromes, excision of small intestine) must be effectively treated before initiating therapy with Zoledronic Acid Injection. Clinical monitoring of calcium and mineral levels (phosphorus and magnesium) is highly recommended for these patients [see *Contraindications* (4)].

Hypocalcemia following Zoledronic Acid Injection administration is a significant risk in Paget's disease. All patients should be instructed about the symptoms of hypocalcemia and the importance of calcium and vitamin D supplementation in maintaining serum calcium levels [see *Dosage and*

Administration (2.8), Adverse Reactions (6.1), Patient Counseling Information (17)].

5.3 Renal Impairment

A single dose of Zoledronic Acid Injection should not exceed 5 mg and the duration of infusion should be no less than 15 minutes [*see Dosage and Administration (2)*].

Zoledronic Acid Injection is contraindicated in patients with creatinine clearance less than 35 mL/min and in those with evidence of acute renal impairment [*see Contraindications (4)*]. If history or physical signs suggest dehydration, Zoledronic Acid Injection therapy should be withheld until normovolemic status has been achieved [*see Adverse Reactions (6.2)*].

Zoledronic Acid Injection should be used with caution in patients with chronic renal impairment. Acute renal impairment, including renal failure, has been observed following the administration of zoledronic acid, especially in patients with pre-existing renal compromise, advanced age, concomitant nephrotoxic medications, concomitant diuretic therapy, or severe dehydration occurring before or after Zoledronic Acid Injection administration. Acute renal failure (ARF) has been observed in patients after a single administration. Rare reports of hospitalization and/or dialysis or fatal outcome occurred in patients with underlying moderate to severe renal impairment or with any of the risk factors described in this section [*see Adverse Reactions (6.2)*]. Renal impairment may lead to increased exposure of concomitant medications and/or their metabolites that are primarily renally excreted [*see Drug Interactions (7.4)*].

Creatinine clearance should be calculated based on actual body weight using Cockcroft-Gault formula before each Zoledronic Acid Injection dose. Transient increase in serum creatinine may be greater in patients with impaired renal function; interim monitoring of creatinine clearance should be performed in at-risk patients. Elderly patients and those receiving diuretic therapy are at increased risk of acute renal failure. These patients should have their fluid status assessed and be appropriately hydrated prior to administration of Zoledronic Acid Injection. Zoledronic Acid Injection should be used with caution with other nephrotoxic drugs [*see Drug Interactions (7.3)*]. Consider monitoring creatinine clearance in patients at-risk for ARF who are taking concomitant medications that are primarily excreted by the kidney [*see Drug Interactions (7.4)*].

5.4 Osteonecrosis of the Jaw

Osteonecrosis of the jaw (ONJ) has been reported in patients treated with bisphosphonates, including zoledronic acid. Most cases have been in cancer patients treated with intravenous bisphosphonates undergoing dental procedures. A routine oral examination should be performed by the prescriber prior to initiation of bisphosphonate treatment. A dental examination with appropriate preventive dentistry should be considered prior to treatment with bisphosphonates in patients with a history of concomitant risk factors (e.g., cancer, chemotherapy, angiogenesis inhibitors, radiotherapy, corticosteroids, poor oral hygiene, pre-existing dental disease or infection, anemia, coagulopathy). The risk of ONJ may increase with duration of exposure to bisphosphonates. Concomitant administration of drugs associated with ONJ may increase the risk of developing ONJ.

While on treatment, patients with concomitant risk factors should avoid invasive dental procedures if possible. For patients who develop ONJ while on bisphosphonate therapy, dental surgery may exacerbate the condition. For patients requiring dental procedures, there are no data available to suggest whether discontinuation of bisphosphonate treatment reduces the risk of ONJ. The clinical judgment of the treating physician should guide the management plan of each patient based on individual benefit/risk assessment [*see Adverse Reactions (6.1)*].

5.5 Atypical Subtrochanteric and Diaphyseal Femoral Fractures

Atypical, low-energy, or low trauma fractures of the femoral shaft have been reported in bisphosphonate-treated patients. These fractures can occur anywhere in the femoral shaft from just below the lesser trochanter to above the supracondylar flare and are transverse or short oblique in orientation without evidence of comminution.

Atypical femur fractures most commonly occur with minimal or no trauma to the affected area. They may be bilateral and many patients report prodromal pain in the affected area, usually presenting as a dull, aching thigh pain, weeks to months before a complete fracture occurs.

Any patient with a history of bisphosphonate exposure who presents with thigh or groin pain should be suspected of having an atypical fracture and should be evaluated to rule out an incomplete femur fracture. Patients presenting with an atypical femur fracture should also be assessed for symptoms and signs of fracture in the contralateral limb. Interruption of bisphosphonate therapy should be considered, pending a risk/benefit assessment, on an individual basis.

5.6 Pregnancy

ZOLEDRONIC ACID INJECTION SHOULD NOT BE USED DURING PREGNANCY. Zoledronic Acid Injection may cause fetal harm when administered to a pregnant woman. If the patient becomes pregnant while taking this drug, the patient should be apprised of the potential harm to the fetus. Women of childbearing potential should be advised to avoid becoming pregnant while on Zoledronic Acid Injection therapy [see *Use in Specific Populations* (8.1)].

5.7 Musculoskeletal Pain

In post-marketing experience, severe and occasionally incapacitating bone, joint, and/or muscle pain have been infrequently reported in patients taking bisphosphonates, including Zoledronic Acid Injection. The time to onset of symptoms varied from one day to several months after starting the drug. Consider withholding future Zoledronic Acid Injection treatment if severe symptoms develop. Most patients had relief of symptoms after stopping. A subset had recurrence of symptoms when rechallenged with the same drug or another bisphosphonate [see *Adverse Reactions* (6.2)].

5.8 Patients with Asthma

While not observed in clinical trials with Zoledronic Acid Injection, there have been reports of bronchoconstriction in aspirin-sensitive patients receiving bisphosphonates. Use Zoledronic Acid Injection with caution in aspirin-sensitive patients.

6 ADVERSE REACTIONS

6.1 Clinical Trials Experience

Because clinical trials are conducted under widely varying conditions, adverse reaction rates observed in the clinical trials of a drug cannot be directly compared to rates in the clinical trials of another drug and may not reflect the rates observed in practice.

Paget's Disease of Bone

In the Paget's disease trials, two 6-month, double-blind, comparative, multinational studies of 349 men and women aged greater than 30 years with moderate to severe disease and with confirmed Paget's disease of bone, 177 patients were exposed to Zoledronic Acid Injection and 172 patients exposed to risedronate. Zoledronic Acid Injection was administered once as a single 5 mg dose in 100 mL solution infused over at least 15 minutes. Risedronate was given as an oral daily dose of 30 mg for 2 months.

The incidence of serious adverse events was 5.1% in the Zoledronic Acid Injection group and 6.4% in the risedronate group. The percentage of patients who withdrew from the study due to adverse events was 1.7% and 1.2% for the Zoledronic Acid Injection and risedronate groups, respectively.

Adverse reactions occurring in at least 2% of the Paget's patients receiving Zoledronic Acid Injection (single 5 mg intravenous infusion) or risedronate (30 mg oral daily dose for 2 months) over a 6-month study period are listed by system organ class in Table 4.

Table 4. Adverse Reactions Reported in at Least 2% of Paget's Patients Receiving Zoledronic

Acid Injection (Single 5 mg intravenous Infusion) or Risedronate (Oral 30 mg Daily for 2 Months) Over a 6-Month Follow-Up Period

System Organ Class	5 mg IV Zoledronic Acid Injection % (N = 177)	30 mg/day x 2 Months risedronate % (N = 172)
Infections and Infestations		
Influenza	7	5
Metabolism and Nutrition Disorders		
Hypocalcemia	3	1
Anorexia	2	2
Nervous System Disorders		
Headache	11	10
Dizziness	9	4
Lethargy	5	1
Paresthesia	2	0
Respiratory, Thoracic and Mediastinal Disorders		
Dyspnea	5	1
Gastrointestinal Disorders		
Nausea	9	6
Diarrhea	6	6
Constipation	6	5
Dyspepsia	5	4
Abdominal Distension	2	1
Abdominal Pain	2	2
Vomiting	2	2
Abdominal Pain Upper	1	2
Skin and Subcutaneous Tissue Disorders		
Rash	3	2
Musculoskeletal, Connective Tissue and Bone Disorders		
Arthralgia	9	11
Bone Pain	9	5
Myalgia	7	4
Back Pain	4	7
Musculoskeletal Stiffness	2	1
General Disorders and Administrative Site Conditions		
Influenza-like Illness	11	6
Pyrexia	9	2
Fatigue	8	4
Rigors	8	1
Pain	5	4
Peripheral Edema	3	1
Asthenia	2	1

Laboratory Findings

In the Paget's disease trials, early, transient decreases in serum calcium and phosphate levels were observed. Approximately 21% of patients had serum calcium levels less than 8.4 mg/dL 9 - 11 days following Zoledronic Acid Injection administration.

Renal Impairment

In clinical trials in Paget's disease there were no cases of renal deterioration following a single 5 mg 15-minute infusion [see *Warnings and Precautions* (5.3)].

Acute Phase Reaction

The signs and symptoms of acute phase reaction (influenza-like illness, pyrexia, myalgia, arthralgia, and bone pain) were reported in 25% of patients in the Zoledronic Acid Injection-treated group compared to 8% in the risedronate-treated group.

Symptoms usually occur within the first 3 days following Zoledronic Acid Injection administration. The majority of these symptoms resolved within 4 days of onset.

Osteonecrosis of the Jaw

Osteonecrosis of the jaw has been reported with zoledronic acid [see *Warnings and Precautions* (5.4)].

6.2 Post-Marketing Experience

Because these reactions are reported voluntarily from a population of uncertain size, it is not always possible to reliably estimate their frequency or establish a causal relationship to drug exposure.

The following adverse reactions have been identified during post approval use of Zoledronic Acid Injection:

Acute Phase Reactions

Fever, headache, flu-like symptoms, nausea, vomiting, diarrhea, arthralgia, and myalgia. Symptoms may be significant and lead to dehydration.

Acute Renal Failure

Acute renal failure requiring hospitalization and/or dialysis or with a fatal outcome have been rarely reported. Increased serum creatinine was reported in patients with 1) underlying renal disease, 2) dehydration secondary to fever, sepsis, gastrointestinal losses, or diuretic therapy, or 3) other risk factors such as advanced age, or concomitant nephrotoxic drugs in the post-infusion period. Transient rise in serum creatinine can be correctable with intravenous fluids.

Allergic Reactions

Allergic reactions with intravenous zoledronic acid including anaphylactic reaction/shock, urticaria, angioedema, Stevens-Johnson syndrome, toxic epidermal necrolysis, and bronchoconstriction have been reported.

Asthma Exacerbations

Asthma exacerbations have been reported.

Hypocalcemia

Hypocalcemia has been reported.

Hypophosphatemia

Hypophosphatemia has been reported.

Osteonecrosis of the Jaw

Osteonecrosis of the jaw has been reported.

Osteonecrosis of other bones

Cases of osteonecrosis of other bones (including femur, hip, knee, ankle, wrist and humerus) have been reported; causality has not been determined in the population treated with Zoledronic Acid Injection.

Ocular Adverse Events

Cases of the following events have been reported: conjunctivitis, iritis, iridocyclitis, uveitis, episcleritis, scleritis and orbital inflammation/edema.

Other

Hypotension in patients with underlying risk factors has been reported.

7 DRUG INTERACTIONS

No *in vivo* drug interaction studies have been performed for Zoledronic Acid Injection. *In vitro* and *ex vivo* studies showed low affinity of zoledronic acid for the cellular components of human blood. *In vitro* mean zoledronic acid protein binding in human plasma ranged from 28% at 200 ng/mL to 53% at 50 ng/mL. *In vivo* studies showed that zoledronic acid is not metabolized, and is excreted into the urine as the intact drug.

7.1 Aminoglycosides

Caution is advised when bisphosphonates, including zoledronic acid, are administered with aminoglycosides, since these agents may have an additive effect to lower serum calcium level for prolonged periods. This effect has not been reported in zoledronic acid clinical trials.

7.2 Loop Diuretics

Caution should also be exercised when Zoledronic Acid Injection is used in combination with loop diuretics due to an increased risk of hypocalcemia.

7.3 Nephrotoxic Drugs

Caution is indicated when Zoledronic Acid Injection is used with other potentially nephrotoxic drugs such as nonsteroidal anti-inflammatory drugs.

7.4 Drugs Primarily Excreted by the Kidney

Renal impairment has been observed following the administration of zoledronic acid in patients with pre-existing renal compromise or other risk factors [see *Warnings and Precautions* (5.3)]. In patients with renal impairment, the exposure to concomitant medications that are primarily renally excreted (e.g., digoxin) may increase. Consider monitoring serum creatinine in patients at risk for renal impairment who are taking concomitant medications that are primarily excreted by the kidney.

8 USE IN SPECIFIC POPULATIONS

8.1 Pregnancy

Pregnancy Category D [see *Warnings and Precautions* (5.6)].

ZOLEDRONIC ACID INJECTION SHOULD NOT BE USED DURING PREGNANCY. If the patient becomes pregnant while taking this drug, the patient should be apprised of the potential harm to the fetus. Women of childbearing potential should be advised to avoid becoming pregnant while receiving Zoledronic Acid Injection.

Bisphosphonates are incorporated into the bone matrix, from where they are gradually released over periods of weeks to years. The extent of bisphosphonate incorporation into adult bone, and hence, the amount available for release back into the systemic circulation, is directly related to the total dose and

duration of bisphosphonate use. Although there are no data on fetal risk in humans, bisphosphonates do cause fetal harm in animals, and animal data suggest that uptake of bisphosphonates into fetal bone is greater than into maternal bone. Therefore, there is a theoretical risk of fetal harm (e.g., skeletal and other abnormalities) if a woman becomes pregnant after completing a course of bisphosphonate therapy. The impact of variables such as time between cessation of bisphosphonate therapy to conception space, the particular bisphosphonate used, and the route of administration (intravenous versus oral) on this risk has not been established.

In female rats given daily subcutaneous doses of zoledronic acid beginning 15 days before mating and continuing through gestation, the number of stillbirths was increased and survival of neonates was decreased at approximately greater than or equal to 0.3 times the anticipated human systemic exposure following a 5 mg intravenous dose (based on an AUC comparison). Adverse maternal effects were observed in all dose groups at greater than or equal to 0.1 times the human systemic exposure following a 5 mg intravenous dose (based on an AUC comparison) and included dystocia and periparturient mortality in pregnant rats allowed to deliver. Maternal mortality was considered related to drug-induced inhibition of skeletal calcium mobilization, resulting in periparturient hypocalcemia. This appears to be a bisphosphonate class effect.

In pregnant rats given daily subcutaneous dose of zoledronic acid during gestation, adverse fetal effects were observed at about 2 and 4 times human systemic exposure following a 5 mg intravenous dose (based on an AUC comparison). These adverse effects included increases in pre- and post-implantation losses, decreases in viable fetuses, and fetal skeletal, visceral, and external malformations.

In pregnant rabbits given daily subcutaneous doses of zoledronic acid during gestation at doses less than or equal 0.4 times the anticipated human systemic exposure following a 5 mg intravenous dose (based on a mg/m^2 comparison) no adverse fetal effects were observed. Maternal mortality and abortion occurred in all treatment groups (at doses greater than or equal to 0.04 times the human 5 mg intravenous dose, based on a mg/m^2 comparison). Adverse maternal effects were associated with, and may have been caused by, drug-induced hypocalcemia. [See *Nonclinical Toxicology* (13.3)].

8.3 Nursing Mothers

It is not known whether Zoledronic Acid Injection is excreted in human milk. Because many drugs are excreted in human milk, and because Zoledronic Acid Injection binds to bone long-term, Zoledronic Acid Injection should not be administered to a nursing woman.

8.4 Pediatric Use

Zoledronic Acid Injection is not indicated for use in children.

The safety and effectiveness of zoledronic acid was studied in a one-year active controlled trial of 152 pediatric subjects (74 receiving zoledronic acid). The enrolled population was subjects with severe osteogenesis imperfecta, aged 1 to 17 years, 55% male, 84% Caucasian, with a mean lumbar spine BMD of $0.431 \text{ gm}/\text{cm}^2$, which is 2.7 standard deviations below the mean for age-matched controls (BMD Z-score of -2.7). At one year, increases in BMD were observed in the zoledronic acid treatment group. However, changes in BMD in individual patients with severe osteogenesis imperfecta did not necessarily correlate with the risk for fracture or the incidence or severity of chronic bone pain. The adverse events observed with zoledronic acid use in children did not raise any new safety findings beyond those previously seen in adults treated for Paget's disease of bone including osteonecrosis of the jaw (ONJ) and renal impairment. However, adverse reactions seen more commonly in pediatric patients included pyrexia (61%), arthralgia (26%), hypocalcemia (22%) and headache (22%). These reactions, excluding arthralgia, occurred most frequently within three days after the first infusion and became less common with repeat dosing. No cases of ONJ or renal impairment were observed in this study. Because of long-term retention in bone, Zoledronic Acid Injection should only be used in children if the potential benefit outweighs the potential risk.

Plasma zoledronic acid concentration data was obtained from 10 patients with severe osteogenesis

imperfecta (4 in the age group of 3 to 8 years and 6 in the age group of 9 to 17 years) infused with 0.05 mg/kg dose over 30 minutes. Mean C_{max} and AUC_(0-last) was 167 ng/mL and 220 ng.h/mL respectively. The plasma concentration time profile of zoledronic acid in pediatric patients represent a multi-exponential decline, as observed in adult cancer patients at an approximately equivalent mg/kg dose.

8.5 Geriatric Use

Of the patients receiving Zoledronic Acid Injection in the Paget's disease study, 132 patients were 65 years of age or over, while 68 patients were at least 75 years of age.

Because decreased renal function occurs more commonly in the elderly, special care should be taken to monitor renal function.

8.6 Renal Impairment

Zoledronic Acid Injection is contraindicated in patients with creatinine clearance less than 35 mL/min and in those with evidence of acute renal impairment. There are no safety or efficacy data to support the adjustment of the Zoledronic Acid Injection dose based on baseline renal function. Therefore, no dosage adjustment is required in patients with a creatinine clearance of greater than or equal to 35 mL/min [see *Warnings and Precautions (5.3)*, *Clinical Pharmacology (12.3)*]. Risk of acute renal failure may increase with underlying renal disease and dehydration secondary to fever, sepsis, gastrointestinal losses, diuretic therapy, advanced age, etc. [see *Adverse Reactions (6.2)*].

8.7 Hepatic Impairment

Zoledronic Acid Injection is not metabolized in the liver. No clinical data are available for use of Zoledronic Acid Injection in patients with hepatic impairment.

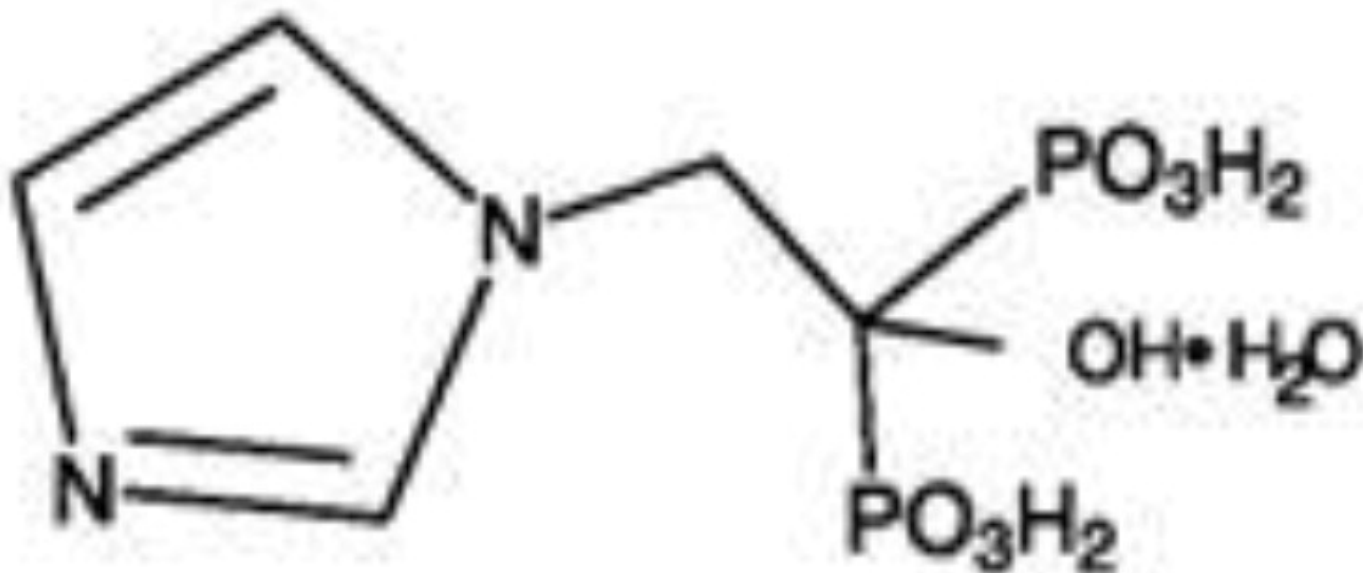
10 OVERDOSAGE

Clinical experience with acute overdosage of zoledronic acid (Zoledronic Acid Injection) solution for intravenous infusion is limited. Patients who have received doses higher than those recommended should be carefully monitored. Overdosage may cause clinically significant renal impairment, hypocalcemia, hypophosphatemia, and hypomagnesemia. Clinically relevant reductions in serum levels of calcium, phosphorus, and magnesium should be corrected by intravenous administration of calcium gluconate, potassium or sodium phosphate, and magnesium sulfate, respectively.

Single doses of Zoledronic Acid Injection should not exceed 5 mg and the duration of the intravenous infusion should be no less than 15 minutes [see *Dosage and Administration (2)*].

11 DESCRIPTION

Zoledronic Acid Injection contains zoledronic acid, a bisphosphonic acid which is an inhibitor of osteoclastic bone resorption. Zoledronic acid is designated chemically as (1-Hydroxy-2-imidazol-1-yl-phosphonoethyl) phosphonic acid monohydrate and its structural formula is:



Zoledronic acid monohydrate is a white crystalline powder. Its molecular formula is $C_5H_{10}N_2O_7P_2 \cdot H_2O$ and a molar mass of 290.1 g/Mol. Zoledronic acid monohydrate is highly soluble in 0.1N sodium hydroxide solution, sparingly soluble in water and 0.1N hydrochloric acid, and practically insoluble in organic solvents. The pH of the Zoledronic Acid Injection solution for infusion is approximately 6.0 - 7.0.

Zoledronic Acid Injection is available as a sterile solution in bottles for intravenous infusion. One bottle with 100 mL solution contains 5.330 mg of zoledronic acid monohydrate, equivalent to 5 mg zoledronic acid on an anhydrous basis.

Inactive Ingredients: 4950 mg of mannitol, USP; and 30 mg of sodium citrate, USP.

12 CLINICAL PHARMACOLOGY

12.1 Mechanism of Action

Zoledronic Acid Injection is a bisphosphonate and acts primarily on bone. It is an inhibitor of osteoclast-mediated bone resorption.

The selective action of bisphosphonates on bone is based on their high affinity for mineralized bone. Intravenously administered zoledronic acid rapidly partitions to bone and localizes preferentially at sites of high bone turnover. The main molecular target of zoledronic acid in the osteoclast is the enzyme farnesyl pyrophosphate synthase. The relatively long duration of action of zoledronic acid is attributable to its high binding affinity to bone mineral.

12.3 Pharmacokinetics

Pharmacokinetic data in patients with Paget's disease of bone are not available.

Distribution: Single or multiple (every 28 days) 5-minute or 15-minute infusions of 2, 4, 8 or 16 mg zoledronic acid were given to 64 patients with cancer and bone metastases. The post-infusion decline of zoledronic acid concentrations in plasma was consistent with a triphasic process showing a rapid decrease from peak concentrations at end-of-infusion to less than 1% of C_{max} 24 hours post infusion with population half-lives of $t_{1/2\alpha}$ 0.24 hour and $t_{1/2\beta}$ 1.87 hours for the early disposition phases of the drug. The terminal elimination phase of zoledronic acid was prolonged, with very low concentrations in plasma between Days 2 and 28 post infusion, and a terminal elimination half-life $t_{1/2\gamma}$ of 146 hours. The area under the plasma concentration versus time curve (AUC_{0-24h}) of zoledronic acid was dose

proportional from 2 to 16 mg. The accumulation of zoledronic acid measured over three cycles was low, with mean AUC_{0-24h} ratios for cycles 2 and 3 versus 1 of 1.13 ± 0.30 and 1.16 ± 0.36 , respectively.

In vitro and *ex vivo* studies showed low affinity of zoledronic acid for the cellular components of human blood. *In vitro* mean zoledronic acid protein binding in human plasma ranged from 28% at 200 ng/mL to 53% at 50 ng/mL.

Metabolism: Zoledronic acid does not inhibit human P450 enzymes *in vitro*. Zoledronic acid does not undergo biotransformation *in vivo*. In animal studies, less than 3% of the administered intravenous dose was found in the feces, with the balance either recovered in the urine or taken up by bone, indicating that the drug is eliminated intact via the kidney. Following an intravenous dose of 20 nCi ¹⁴C-zoledronic acid in a patient with cancer and bone metastases, only a single radioactive species with chromatographic properties identical to those of parent drug was recovered in urine, which suggests that zoledronic acid is not metabolized.

Excretion: In 64 patients with cancer and bone metastases on average (\pm SD) $39 \pm 16\%$ of the administered zoledronic acid dose was recovered in the urine within 24 hours, with only trace amounts of drug found in urine post Day 2. The cumulative percent of drug excreted in the urine over 0 - 24 hours was independent of dose. The balance of drug not recovered in urine over 0 - 24 hours, representing drug presumably bound to bone, is slowly released back into the systemic circulation, giving rise to the observed prolonged low plasma concentrations. The 0 - 24 hour renal clearance of zoledronic acid was 3.7 ± 2.0 L/h.

Zoledronic acid clearance was independent of dose but dependent upon the patient's creatinine clearance. In a study in patients with cancer and bone metastases, increasing the infusion time of a 4 mg dose of zoledronic acid from 5 minutes (n=5) to 15 minutes (n=7) resulted in a 34% decrease in the zoledronic acid concentration at the end of the infusion ([mean \pm SD] 403 ± 118 ng/mL vs. 264 ± 86 ng/mL) and a 10% increase in the total AUC (378 ± 116 ng x h/mL vs. 420 ± 218 ng x h/mL). The difference between the AUC means was not statistically significant.

Specific Populations

Pediatrics: Zoledronic Acid Injection is not indicated for use in children [see *Pediatric Use* (8.4)].

Geriatrics: The pharmacokinetics of zoledronic acid was not affected by age in patients with cancer and bone metastases whose age ranged from 38 years to 84 years.

Race: The pharmacokinetics of zoledronic acid was not affected by race in patients with cancer and bone metastases.

Hepatic Impairment: No clinical studies were conducted to evaluate the effect of hepatic impairment on the pharmacokinetics of zoledronic acid.

Renal Impairment: The pharmacokinetic studies conducted in 64 cancer patients represented typical clinical populations with normal to moderately-impaired renal function. Compared to patients with normal renal function (creatinine clearance greater than 80 mL/min, N=37), patients with mild renal impairment (creatinine clearance = 50 to 80 mL/min, N=15) showed an average increase in plasma AUC of 15%, whereas patients with moderate renal impairment (creatinine clearance = 30 to 50 mL/min, N=11) showed an average increase in plasma AUC of 43%. No dosage adjustment is required in patients with a creatinine clearance of greater than or equal to 35 mL/min. Zoledronic Acid Injection is not recommended for patients with severe renal impairment (creatinine clearance less than 35 mL/min) due to lack of clinical experience in this population [see *Contraindications* (4), *Warnings and Precautions* (5.3), *Use in Specific Populations* (8.6)].

13 NONCLINICAL TOXICOLOGY

13.1 Carcinogenesis, Mutagenesis, Impairment of Fertility

Carcinogenesis: Standard lifetime carcinogenicity bioassays were conducted in mice and rats. Mice were given daily oral doses of zoledronic acid of 0.1, 0.5, or 2.0 mg/kg/day. There was an increased incidence of Harderian gland adenomas in males and females in all treatment groups (at doses greater than or equal to 0.002 times the human intravenous dose of 5 mg, based on a mg/m² comparison). Rats were given daily oral doses of zoledronic acid of 0.1, 0.5, or 2.0 mg/kg/day. No increased incidence of tumors was observed (at doses less than or equal to 0.1 times the human intravenous dose of 5 mg, based on a mg/m² comparison).

Mutagenesis: Zoledronic acid was not genotoxic in the Ames bacterial mutagenicity assay, in the Chinese hamster ovary cell assay, or in the Chinese hamster gene mutation assay, with or without metabolic activation. Zoledronic acid was not genotoxic in the *in vivo* rat micronucleus assay.

Impairment of Fertility: Female rats were given daily subcutaneous doses of zoledronic acid of 0.01, 0.03, or 0.1 mg/kg beginning 15 days before mating and continuing through gestation. Effects observed in the high-dose group (equivalent to human systemic exposure following a 5 mg intravenous dose, based on an AUC comparison) included inhibition of ovulation and a decrease in the number of pregnant rats. Effects observed in both the mid-dose group and high-dose group (0.3 to 1 times human systemic exposure following a 5 mg intravenous dose, based on an AUC comparison) included an increase in pre-implantation losses and a decrease in the number of implantations and live fetuses.

13.2 Animal Pharmacology

Bone Safety Studies: Zoledronic acid is a potent inhibitor of osteoclastic bone resorption. In the ovariectomized rat, single IV doses of zoledronic acid of 4 to 500 mcg/kg (less than 0.1 to 3.5 times human exposure at the 5 mg intravenous dose, based on a mg/m² comparison) suppressed bone turnover and protected against trabecular bone loss, cortical thinning and the reduction in vertebral and femoral bone strength in a dose-dependent manner.

At a dose equivalent to human exposure at the 5 mg intravenous dose, the effect persisted for 8 months, which corresponds to approximately 8 remodeling cycles or 3 years in humans.

In ovariectomized rats and monkeys, weekly treatment with zoledronic acid dose-dependently suppressed bone turnover and prevented the decrease in cancellous and cortical BMD and bone strength, at yearly cumulative doses up to 3.5 times the intravenous human dose of 5 mg, based on a mg/m² comparison. Bone tissue was normal and there was no evidence of a mineralization defect, no accumulation of osteoid, and no woven bone.

13.3 Reproductive and Developmental Toxicology

In female rats given subcutaneous doses of zoledronic acid of 0.01, 0.03, or 0.1 mg/kg/day beginning 15 days before mating and continuing through gestation, the number of stillbirths was increased and survival of neonates was decreased in the mid- and high-dose groups (greater than or equal to 0.3 times the anticipated human systemic exposure following a 5 mg intravenous dose, based on an AUC comparison). Adverse maternal effects were observed in all dose groups (greater than or equal to 0.1 times the human systemic exposure following a 5 mg intravenous dose, based on an AUC comparison) and included dystocia and periparturient mortality in pregnant rats allowed to deliver. Maternal mortality was considered related to drug-induced inhibition of skeletal calcium mobilization, resulting in periparturient hypocalcemia. This appears to be a bisphosphonate class effect.

In pregnant rats given daily subcutaneous dose of zoledronic acid of 0.1, 0.2, or 0.4 mg/kg during gestation, adverse fetal effects were observed in the mid- and high-dose groups (about 2 and 4 times human systemic exposure following a 5 mg intravenous dose, based on an AUC comparison). These adverse effects included increases in pre- and post-implantation losses, decreases in viable fetuses, and fetal skeletal, visceral, and external malformations. Fetal skeletal effects observed in the high-dose group included unossified or incompletely ossified bones, thickened, curved or shortened bones, wavy ribs, and shortened jaw. Other adverse fetal effects observed in the high-dose group included reduced lens, rudimentary cerebellum, reduction or absence of liver lobes, reduction of lung lobes, vessel

dilation, cleft palate, and edema. Skeletal variations were also observed in the low-dose group (about 1.2 times the anticipated human systemic exposure, based on an AUC comparison). Signs of maternal toxicity were observed in the high-dose group and included reduced body weights and food consumption, indicating that maximal exposure levels were achieved in this study.

In pregnant rabbits given subcutaneous doses of zoledronic acid of 0.01, 0.03, or 0.1 mg/kg/day during gestation (at doses less than or equal to 0.4 times the anticipated human systemic exposure following a 5 mg intravenous dose, based on a mg/m² comparison) no adverse fetal effects were observed. Maternal mortality and abortion occurred in all treatment groups (at doses greater than or equal to 0.04 times the human 5 mg intravenous dose, based on a mg/m² comparison). Adverse maternal effects were associated with, and may have been caused by, drug-induced hypocalcemia.

14 CLINICAL STUDIES

14.5 Treatment of Paget's Disease of Bone

Zoledronic Acid Injection was studied in male and female patients with moderate to severe Paget's disease of bone, defined as serum alkaline phosphatase level at least twice the upper limit of the age-specific normal reference range at the time of study entry. Diagnosis was confirmed by radiographic evidence.

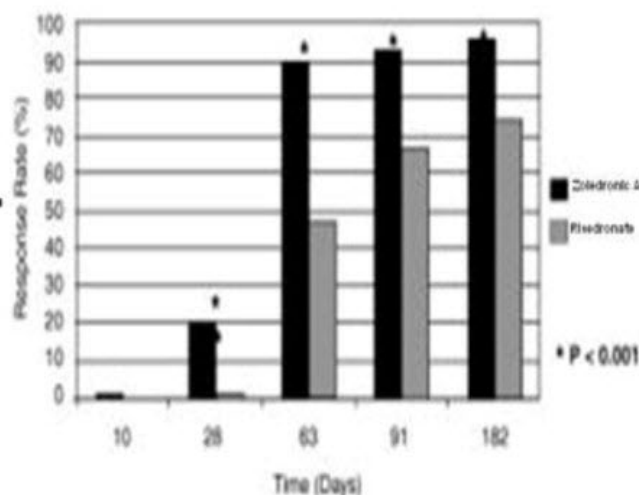
The efficacy of one infusion of 5 mg Zoledronic Acid Injection vs. oral daily doses of 30 mg risedronate for 2 months was demonstrated in two identically designed 6-month randomized, double-blind trials. The mean age of patients in the two trials was 70. Ninety-three percent (93%) of patients were Caucasian. Therapeutic response was defined as either normalization of serum alkaline phosphatase (SAP) or a reduction of at least 75% from baseline in total SAP excess at the end of 6 months. SAP excess was defined as the difference between the measured level and midpoint of normal range.

In both trials Zoledronic Acid Injection demonstrated a superior and more rapid therapeutic response compared with risedronate and returned more patients to normal levels of bone turnover, as evidenced by biochemical markers of formation (SAP, serum N-terminal propeptide of type I collagen [P1NP]) and resorption (serum CTx 1 [cross-linked C-telopeptides of type I collagen] and urine α -CTx).

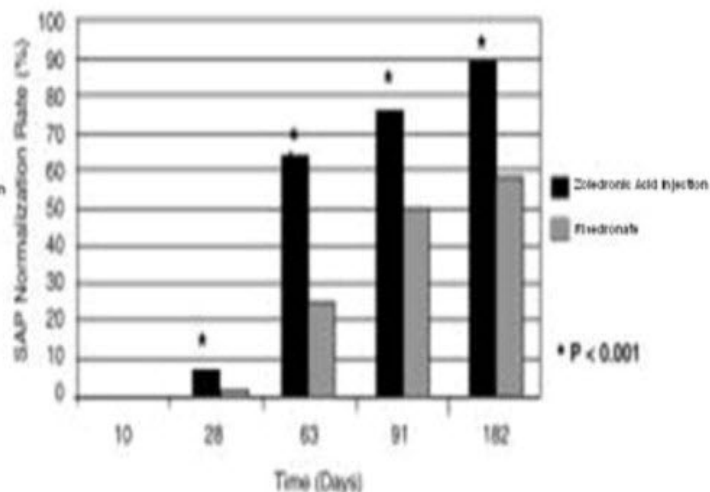
The 6-month combined data from both trials showed that 96% (169/176) of Zoledronic Acid Injection-treated patients achieved a therapeutic response as compared with 74% (127/171) of patients treated with risedronate. Most Zoledronic Acid Injection patients achieved a therapeutic response by the Day 63 visit. In addition, at 6 months, 89% (156/176) of Zoledronic Acid Injection-treated patients achieved normalization of SAP levels, compared to 58% (99/171) of patients treated with risedronate ($p < 0.0001$) (see Figure 2).

Figure 2. Therapeutic Response/Serum Alkaline Phosphatase (SAP) Normalization Over Time

Therapeutic Response Over Time



Serum Alkaline Phosphatase (SAP) Normalization Over Time



The therapeutic response to Zoledronic Acid Injection was similar across demographic and disease-severity groups defined by gender, age, previous bisphosphonate use, and disease severity. At 6 months, the percentage of Zoledronic Acid Injection-treated patients who achieved therapeutic response was 97% and 95%, respectively, in each of the baseline disease severity subgroups (baseline SAP less than 3xULN, greater than or equal to 3xULN) compared to 75% and 74%, respectively, for the same disease severity subgroups of risedronate-treated patients.

In patients who had previously received treatment with oral bisphosphonates, therapeutic response rates were 96% and 55% for Zoledronic Acid Injection and risedronate, respectively. The comparatively low risedronate response was due to the low response rate (7/23, 30%) in patients previously treated with risedronate. In patients naïve to previous treatment, a greater therapeutic response was also observed with Zoledronic Acid Injection (98%) relative to risedronate (86%). In patients with symptomatic pain at screening, therapeutic response rates were 94% and 70% for Zoledronic Acid Injection and risedronate respectively. For patients without pain at screening, therapeutic response rates were 100% and 82% for Zoledronic Acid Injection and risedronate respectively.

Bone histology was evaluated in 7 patients with Paget's disease 6 months after being treated with Zoledronic Acid Injection 5 mg. Bone biopsy results showed bone of normal quality with no evidence of impaired bone remodeling and no evidence of mineralization defect.

16 HOW SUPPLIED/STORAGE AND HANDLING

Each bottle of Zoledronic Acid Injection contains 5 mg/100 mL (0.05 mg/mL).

NDC 51991-064-98

Clear colorless aqueous solution.

Each bottle is individually cartoned.

Handling

After opening the solution, it is stable for 24 hours at 2°C - 8°C (36°F - 46°F).

If refrigerated, allow the refrigerated solution to reach room temperature before administration.

Storage

Store at 25°C (77°F); excursions permitted to 15°C - 30°C (59°F - 86°F) [see USP Controlled Room Temperature].

17 PATIENT COUNSELING INFORMATION

See FDA-Approved Medication Guide

Information for Patients

Patients should be made aware that Zoledronic Acid Injection contains the same active ingredient (zoledronic acid) found in Zometa[®], and that patients being treated with Zometa[®] should not be treated with Zoledronic Acid Injection.

Zoledronic Acid Injection is contraindicated in patients with creatinine clearance less than 35 mL/min [see *Contraindications* (4)].

Before being given Zoledronic Acid Injection patients should tell their doctor if they have kidney problems and what medications they are taking.

Zoledronic Acid Injection should not be given if the patient is pregnant or plans to become pregnant, or if she is breast-feeding [see *Warnings and Precautions* (5.6)].

There have been reports of bronchoconstriction in aspirin-sensitive patients receiving bisphosphonates, including Zoledronic Acid Injection. Before being given Zoledronic Acid Injection patients should tell their doctor if they are aspirin-sensitive.

If the patient had surgery to remove some or all of the parathyroid glands in their neck, or had sections of their intestine removed, or are unable to take calcium supplements they should tell their doctor.

Zoledronic Acid Injection is given as an infusion into a vein by a nurse or a doctor, and the infusion time must not be less than 15 minutes.

On the day of treatment the patient should eat and drink normally, which includes drinking at least 2 glasses of fluid such as water within a few hours prior to the infusion, as directed by their doctor, before receiving Zoledronic Acid Injection.

After getting Zoledronic Acid Injection it is strongly recommended patients with Paget's disease take calcium in divided doses (for example, 2 to 4 times a day) for a total of 1500 mg calcium a day to prevent low blood calcium levels. This is especially important for the two weeks after getting Zoledronic Acid Injection [see *Warnings and Precautions* (5.2)].

Patients should be aware of the most commonly associated side effects of therapy. Patients may experience one or more side effects that could include: fever, flu-like symptoms, myalgia, arthralgia, and headache. Most of these side effects occur within the first 3 days following the dose of Zoledronic Acid Injection. They usually resolve within 3 days of onset but may last for up to 7 to 14 days. Patients should consult their physician if they have questions or if these symptoms persist. The incidence of these symptoms decreased markedly with subsequent doses of Zoledronic Acid Injection.

Administration of acetaminophen following Zoledronic Acid Injection administration may reduce the incidence of these symptoms.

Physicians should inform their patients that there have been reports of persistent pain and/or a non-healing sore of the mouth or jaw, primarily in patients treated with bisphosphonates for other illnesses. During treatment with zoledronic acid, patients should be instructed to maintain good oral hygiene and undergo routine dental check-ups. If they experience any oral symptoms, they should immediately report them to their physician or dentist.

Severe and occasionally incapacitating bone, joint, and/or muscle pain have been infrequently reported in patients taking bisphosphonates, including Zoledronic Acid Injection. Consider withholding future Zoledronic Acid Injection treatment if severe symptoms develop.

Atypical femur fractures in patients on bisphosphonate therapy have been reported; patients with thigh or groin pain should be evaluated to rule out a femoral fracture.

Distributed by:

Breckenridge Pharmaceutical, Inc.
Boca Raton, FL 33487

Manufactured by:
Pharmaceutics International Inc.
Hunt Valley, MD 21031
Revised: July 2017

MEDICATION GUIDE

Zoledronic Acid Injection, 5 mg/100 mL (0.05 mg/mL)

Read the Medication Guide that comes with Zoledronic Acid Injection before you start taking it and each time you get a refill. There may be new information. This Medication Guide does not take the place of talking with your doctor about your medical condition or treatment. Talk to your doctor if you have any questions about Zoledronic Acid Injection.

What is the most important information I should know about Zoledronic Acid Injection?

You should not receive Zoledronic Acid Injection if you are already receiving Zometa®. Both Zoledronic Acid Injection and Zometa® contain zoledronic acid.

Zoledronic Acid Injection can cause serious side effects including:

1. Low calcium levels in your blood (hypocalcemia)
2. Severe kidney problems
3. Severe jaw bone problems (osteonecrosis)
4. Bone, joint or muscle pain
5. Unusual thigh bone fractures

1. Low calcium levels in your blood (hypocalcemia).

Zoledronic Acid Injection may lower the calcium levels in your blood. If you have low blood calcium before you start taking Zoledronic Acid Injection, it may get worse during treatment. Your low blood calcium must be treated before you take Zoledronic Acid Injection. Most people with low blood calcium levels do not have symptoms, but some people may have symptoms. Call your doctor right away if you have symptoms of low blood calcium such as:

- Spasms, twitches, or cramps in your muscles
- Numbness or tingling in your finger, toes, or around your mouth

Your doctor may prescribe calcium and vitamin D to help prevent low calcium levels in your blood, while you take Zoledronic Acid Injection. Take calcium and vitamin D as your doctor tells you to.

2. Severe kidney problems.

Severe kidney problems may happen when you take Zoledronic Acid Injection.

Severe kidney problems may lead to hospitalization or kidney dialysis and can be life-threatening. Your risk of kidney problems is higher if you:

- already have kidney problems
- take a diuretic or “water pill”
- do not have enough water in your body (dehydrated) before or after you receive Zoledronic Acid Injection.
- are of advanced age since the risk increases as you get older.
- take any medicines known to harm your kidneys

You should drink at least 2 glasses of fluid within a few hours before receiving Zoledronic Acid Injection to reduce the risk of kidney problems.

3. Severe jaw bone problems (osteonecrosis). Severe jaw bone problems may happen when you take

Zoledronic Acid Injection. Your doctor should examine your mouth before you start Zoledronic Acid Injection. Your doctor may tell you to see your dentist before you start Zoledronic Acid Injection. It is important for you to practice good mouth care during treatment with Zoledronic Acid Injection.

4. Unusual thigh bone fractures.

Some people have developed unusual fractures in their thigh bone. Symptoms of a fracture may include new or unusual pain in your hip, groin, or thigh.

5. Possible harm to your unborn baby.

Zoledronic Acid Injection should not be used if you are pregnant. Tell your doctor right away if you are pregnant or plan to become pregnant. Zoledronic Acid Injection may harm your unborn baby.

6. Bone, joint, or muscle pain.

Some people who take bisphosphonates develop severe bone, joint, or muscle pain.

Call your doctor right away if you have any of these side effects.

What is Zoledronic Acid Injection?

Zoledronic Acid Injection is a prescription medicine used to:

- Treat certain men and women who have Paget's disease of the bone.

Zoledronic Acid Injection is not for use in children.

Who should not take Zoledronic Acid Injection?

Do not take Zoledronic Acid Injection if you:

- Have low levels of calcium in your blood
- Have kidney problems.
- Are allergic to zoledronic acid or any of its ingredients. A list of ingredients is at the end of this leaflet.

What should I tell my doctor before taking Zoledronic Acid Injection?

Before you start Zoledronic Acid Injection, be sure to talk to your doctor if you:

- Have low blood calcium.
 - Have kidney problems.
 - Had parathyroid or thyroid surgery (glands in your neck).
 - Have been told you have trouble absorbing minerals in your stomach or intestines (malabsorption syndrome) or have had parts of your intestine removed.
 - Have asthma (wheezing) from taking aspirin.
 - Plan to have dental surgery or teeth removed.
 - Are pregnant, or plan to become pregnant. Zoledronic Acid Injection may harm your unborn baby.
- Zoledronic Acid Injection should not be used if you are pregnant.**
- Are breastfeeding or plan to breastfeed. It is not known if Zoledronic Acid Injection passes into your milk and may harm your baby.

Tell your doctor about all the medicines you take, including prescriptions and non-prescription medicines, vitamins, and herbal supplements. Certain medicines may affect how Zoledronic Acid Injection works.

Especially tell your doctor if you are taking:

- An antibiotic. Certain antibiotic medicines called aminoglycosides may increase the effect of Zoledronic Acid Injection in lowering your blood calcium for a long period of time.
- A diuretic or "water pill".
- Non-steroidal anti-inflammatory medicines (NSAIDs).

Ask your doctor or pharmacist for a list of these medicines, if you are not sure.

Know the medicines you take. Keep a list of them and show it to your doctor and pharmacist each time you get a new medicine.

How will I receive Zoledronic Acid Injection?

- Your doctor will tell you how often you will receive Zoledronic Acid Injection
- Zoledronic Acid Injection is given by infusion into your vein (intravenously). Your infusion should last at least 15 minutes.
- Before you receive Zoledronic Acid Injection, drink at least 2 glasses of fluid (such as water) within a few hours as directed by your doctor.
- You may eat before your treatment with Zoledronic Acid Injection.

What are the possible side effects of Zoledronic Acid Injection?

Zoledronic Acid Injection may cause serious side effects.

- See **“What is the most important information I should know about Zoledronic Acid Injection?”**

The most common side effects of Zoledronic Acid Injection included:

- Fever
- Pain in your bones, joints or muscles
- Pain in your arms and legs
- Headache
- Flu-like illness (fever, chills, bone, joint, or muscle pain, fatigue)
- Nausea
- Vomiting
- Diarrhea

Talk to your doctor about things that you can do to help decrease some of these side effects that might happen with a Zoledronic Acid Injection infusion.

You may get allergic reactions, such as hives, swelling of your face, lips, tongue, or throat.

Tell your doctor if you have any side effect that bothers you or that does not go away.

These are not all the possible side effects of Zoledronic Acid Injection. For more information, ask your doctor or pharmacist.

Call your doctor for medical advice about side effects. You may report side effects to FDA at 1-800-FDA-1088.

General Information about safe and effective use of Zoledronic Acid Injection.

Medicines are sometimes prescribed for purposes other than those listed in a Medication Guide. This Medication Guide summarizes the most important information about Zoledronic Acid Injection. If you would like more information, talk with your doctor. You can ask your doctor or pharmacist for information about Zoledronic Acid Injection that is written for health professionals.

For more information go to www.bpirx.com or call 1-800-367-3395.

What are the ingredients in Zoledronic Acid Injection?

Active ingredient: zoledronic acid monohydrate

Inactive ingredients: mannitol and sodium citrate.

Manufactured by:

Pharmaceuticals International, Inc. (Pii)

Hunt Valley, MD 21031

Distributed by

Breckenridge Pharmaceutical, Inc.

Boca Raton, FL 33487



This Medication Guide has been approved by the U.S. Food and Drug Administration.

Revised: 07/2017

Principal Display Panel - Zoledronic Acid Injection 5mg Label

NDC 51991-064-98

Zoledronic Acid Injection

5mg/100mL

(0.05 mg/mL)

Dispense the accompanying Medication Guide to each patient

Solution for Intravenous Infusion

Do not mix with calcium-containing solutions.

Administer as a single intravenous solution through a separate vented infusion line.

100 mL Single - Dose Bottle Rx only

The image shows a principal display panel for Zoledronic Acid Injection. It is a white rectangular label with black text. At the top left, it says 'NDC 51991-064-98'. Below that is 'Zoledronic Acid Injection' in a large, bold font. Underneath is '5mg/100mL' in a red-bordered box, followed by '(0.05 mg/mL)' and 'Sterile Solution'. To the right of this, there is a section for 'See package insert for DOSAGE and ADMINISTRATION' which includes 'Infusion time must not be less than 15 minutes.', 'Store at 25°C (77°F); [see USP Controlled Room Temperature]', and 'Discard Unused Portion.'. Below that is 'Distributed by: Breckenridge Pharmaceutical, Inc. Boca Raton, FL 33487' and 'Manufactured by: Pharmaceutics International, Inc. Hunt Valley, MD 21031'. At the bottom left, it says 'Dispense the accompanying Medication Guide to each patient.', 'Solution for Intravenous Infusion', 'Do not mix with calcium-containing solutions.', 'Administer as a single intravenous solution through a separate vented infusion line.', and '100 mL Single - Dose Bottle Rx only'. On the right side, there is a barcode with the numbers '3 51991 06498 5' and 'EXP LOT' printed vertically next to it. The Breckenridge Pharmaceutical, Inc. logo is at the bottom right.

PRINCIPAL DISPLAY PANEL - 5 mg Bottle Carton

NDC 51991-064-98

Zoledronic Acid
Injection

5 mg/100 mL

(0.05 mg/mL)

Solution for Intravenous Infusion

Sterile Solution

Discard Unused Portion

Do not mix with calcium-containing
solutions.

Administer as a single intravenous
solution through a separate vented
infusion line.

One 100 mL Single - Dose Bottle

Rx only

Breckenridge
Pharmaceutical, Inc.

5

NDC 51991-064-98

Zoledronic Acid Injection

5 mg/100 mL
(0.05 mg/mL)

Solution for Intravenous Infusion
Sterile Solution

Dispense the accompanying Medication Guide to each patient.

Distributed by:
Breckenridge Pharmaceutical, Inc.
Boca Raton, FL 33487

Manufactured by:
Pharmaceuticals International, Inc.
Hunt Valley, MD 21031

NDC 51991-064-98


Zoledronic Acid Injection

5 mg/100 mL
(0.05 mg/mL)

Solution for Intravenous Infusion
Sterile Solution

Discard Unused Portion
Do not mix with calcium-containing solutions.
Administer as a single intravenous solution through a separate vented infusion line.

One 100 mL Single - Dose Bottle
Rx only



Rev. 07/17

See package insert for DOSAGE and ADMINISTRATION.
Each bottle contains 5.330 mg of zoledronic acid monohydrate, equivalent to 5 mg zoledronic acid on an anhydrous basis, 4950 mg of mannitol, USP, 30 mg of sodium citrate, USP, and 100 mL water for injection, USP.

The pH of the solution is 6.0 - 7.0.
After opening, Zoledronic Acid Injection solution is stable for 24 hours at 2-8°C (36-46°F).

If refrigerated, allow the refrigerated solution to reach room temperature before administration.

Infusion time must not be less than 15 minutes.

Parenteral drug products should be inspected visually for particulate matter and discoloration prior to administration, whenever solution and container permit.

Store at 25°C (77°F); excursions permitted to 15°C to 30°C (59°F to 86°F). [See USP Controlled Room Temperature]

NDC 51991-064-98


Zoledronic Acid Injection


5 mg/100 mL
(0.05 mg/mL)


Solution for Intravenous Infusion
Sterile Solution

Discard Unused Portion
Do not mix with calcium-containing solutions.
Administer as a single intravenous solution through a separate vented infusion line.

One 100 mL Single - Dose Bottle
Rx only




N 3 51991 064 98 5

 GTIN: 00351991064985
SN: 000000000033
EXP: 05/2020
LOT: 5553.000A

ZOLEDRONIC ACID

zoledronic acid injection

Product Information

Product Type	HUMAN PRESCRIPTION DRUG	Item Code (Source)	NDC:51991-064
Route of Administration	INTRAVENOUS		

Active Ingredient/Active Moiety

Ingredient Name	Basis of Strength	Strength
Zoledronic Acid (UNII: 6XC1PAD3KF) (Zoledronic Acid Anhydrous - UNII:70 HZ18 PH24)	Zoledronic Acid Anhydrous	5 mg in 100 mL

Inactive Ingredients				
Ingredient Name			Strength	
Mannitol (UNII: 3OWL53L36A)			4950 mg in 100 mL	
Sodium Citrate, Unspecified Form (UNII: 1Q73Q2JULR)			30 mg in 100 mL	
Water (UNII: 059QF0KO0R)				
Packaging				
#	Item Code	Package Description	Marketing Start Date	Marketing End Date
1	NDC:51991-064-98	1 in 1 CARTON	09/15/2017	06/30/2021
1		100 mL in 1 CONTAINER; Type 0: Not a Combination Product		
Marketing Information				
Marketing Category	Application Number or Monograph Citation		Marketing Start Date	Marketing End Date
ANDA	ANDA202163		09/15/2017	06/30/2021

Labeler - Breckenridge Pharmaceutical, Inc (150554335)

Establishment			
Name	Address	ID/FEI	Business Operations
Pharmaceutics International, Inc. (Pii)		049185696	ANALYSIS(51991-064) , MANUFACTURE(51991-064)